

**729** Magnetic Tape Unit  
(12,000 and 61,000 Series)

**MASTER**

PDL Poughkeepsie, N.Y.  
SND LAB.

80000044

**IBM**<sup>®</sup>

Parts Catalog

**729**

# **ILLUSTRATED PARTS CATALOG**

## **MAGNETIC TAPE UNIT 729**

**17 January 1964**

**(Engineering Level)**

**DATA SYSTEMS DIVISION  
INTERNATIONAL BUSINESS MACHINES CORPORATION  
112 EAST POST ROAD, WHITE PLAINS, N. Y.**

# CONTENTS

Heading	Page
<b>PART 1 INTRODUCTION</b>	
1.1 Scope . . . . .	VII
1.2 Group Assembly Parts List . . . . .	VII
1.2.1 Scope . . . . .	VII
1.2.2 List and Index Number Column . . . . .	VII
1.2.3 Part Number Column . . . . .	VII
1.2.4 Description Column . . . . .	VII
1.2.5 Units Per Assembly Column . . . . .	VII
1.2.6 Usable On Code Column . . . . .	VII
1.2.7 Assembly Usage By Models . . . . .	VII
1.3 Numerical Index . . . . .	VIII
1.3.1 Scope . . . . .	VIII
1.3.2 Part Number Column . . . . .	VIII
1.3.3 List and Index Number Column . . . . .	VIII
<b>PART 2 GROUP ASSEMBLY PARTS LIST</b>	
<b>SECTION I</b>	
List 1 729 MODELS 2, 4, 5 AND 6 MAGNETIC TAPE UNIT . . . . .	1
List 2 Cover Assembly . . . . .	3
List 3 Door Assembly . . . . .	11
List 4 Rear Cover Assembly . . . . .	13
List 5 Door Assembly . . . . .	15
List 6 Tape Guide and Head Assembly . . . . .	19
List 7 Capstan Motor and Sensing Switch Assembly . . . . .	23
List 8 Vacuum Switch Assemblies . . . . .	25
List 9 Vacuum Switch Assemblies . . . . .	25
List 10 Magnetic Tape Unit Basic Assembly . . . . .	27
List 11 Operator's Panel Assembly . . . . .	34
List 12 Indicator Knob Assembly . . . . .	37
List 13 LH and RH Shielded Prolay Assembly . . . . .	39
List 14 Light Source Assembly . . . . .	41
List 15 LH and RH Door Assemblies . . . . .	41

## CONTENTS (cont'd)

Heading	Page
List 16 Reel Drive Panel Assembly . . . . .	43
List 17 Transport and Column Assembly . . . . .	44
List 18 Manifold Assembly . . . . .	47
List 19 LH and RH Vacuum Column Assemblies . . . . .	47
List 20 Tape Transport Assembly . . . . .	51
List 21 Bracket and Switch Assembly . . . . .	53
List 22 Brake Drive Assembly . . . . .	54
List 23 Relay Assemblies . . . . .	55
List 24 LH and RH Reel Clutch Shaft Assemblies . . . . .	57
List 25 Magnetic Powder Brake Assembly . . . . .	58
List 26 Jackshaft and Clutch Assembly . . . . .	60
List 27 A. C. Power Raceway Assembly . . . . .	60
List 28 Prolay Control Panel Assembly . . . . .	61
List 29 A. C. Power Panel Assembly . . . . .	63
List 30 Multiple Volt Power Supply Assembly . . . . .	65
List 31 Basic Regulator Assembly . . . . .	69
List 32 Connector Panel Assembly . . . . .	70
List 33 Connector and Relay Gate Assembly . . . . .	71
List 34 Control Panel Assembly . . . . .	74
List 35 Relay Panel Assembly. . . . .	75
List 36 Relay Assembly . . . . .	78
List 37 Chassis Frame Assembly . . . . .	78
List 38 Meter Power Pac Assembly . . . . .	81
List 39 Cable and Jumper Assembly Component Parts . . . . .	81

**SECTION II**

List 1 Two Channel Switching Assembly . . . . .	1
---	---

## LIST OF ILLUSTRATIONS

Figure	Title	Page
<b>SECTION I</b>		
1	729 Models 2, 4, 5 and 6 Magnetic Tape Unit (See List 1) . . . . .	2
2	Cover Assembly (Sheet 1 of 2, Index Nos. 1-123) (See List 2) . . . . .	4
	Cover Assembly (Sheet 2 of 2, Index Nos. 124-217) (See List 2) . . . . .	8
3	Door Assembly (See List 3) . . . . .	10
4	Rear Cover Assembly (See List 4) . . . . .	14
5	Door Assembly (See List 5) . . . . .	16
6	Tape Guide and Head Assembly (Sheet 1 of 2, Index Nos. 1-93) (See List 6) . . . . .	18
	Tape Guide and Head Assembly (Sheet 2 of 2, Index Nos. 94-163) (See List 6) . . . . .	22
7	Capstan Motor and Sensing Switch Assembly (See List 7) . . . . .	24
8	Vacuum Switch Assemblies (Composite) (See Lists 8 and 9) . . . . .	26
9	Magnetic Tape Unit Basic Assembly (Sheet 1 of 2, Index Nos. 1-109) (See List 10) . . . . .	28
	Magnetic Tape Unit Basic Assembly (Sheet 2 of 2, Index Nos. 110-255) (See List 10) . . . . .	32
10	Operator's Panel Assembly (See List 11) . . . . .	35
11	Indicator Knob Assembly (See List 12) . . . . .	36
12	LH and RH Shielded Prolay Assembly (See List 13) . . . . .	38
13	Light Source Assembly (See List 14) . . . . .	40
14	LH and RH Door Assemblies (See List 15) . . . . .	41
15	Reel Drive Panel Assembly (See List 16) . . . . .	44
16	Transport and Column Assembly (See List 17) . . . . .	45
17	Manifold Assembly (See List 18) . . . . .	48
18	LH and RH Vacuum Column Assemblies (See List 19) . . . . .	49
19	Tape Transport Assembly (See List 20) . . . . .	50
20	Bracket and Switch Assembly (See List 21) . . . . .	54
21	Brake Drive Assembly (See List 22) . . . . .	55
22	Relay Assemblies (See List 23) . . . . .	56
23	LH and RH Reel Clutch Shaft Assemblies (See List 24) . . . . .	58
24	Magnetic Powder Brake Assembly (See List 25) . . . . .	59
25	Jackshaft and Clutch Assembly (See List 26) . . . . .	61
26	A. C. Power Raceway Assembly (See List 27) . . . . .	62
27	Prolay Control Panel Assembly (See List 28) . . . . .	63

## LIST OF ILLUSTRATIONS (cont'd)

Figure	Title	Page
28	A. C. Power Panel Assembly (See List 29) . . . . .	64
29	Multiple Volt Power Supply Assembly (See List 30) . . . . .	66
30	Basic Regulator Assembly (See List 31) . . . . .	68
31	Connector Panel Assembly (See List 32) . . . . .	71
32	Connector and Relay Gate Assembly (See List 33) . . . . .	72
33	Control Panel Assembly (See List 34) . . . . .	75
34	Relay Panel Assembly (See List 35) . . . . .	76
35	Relay Assembly (See List 36) . . . . .	79
36	Chassis Frame Assembly (See List 37) . . . . .	80
37	Meter Power Pac Assembly (See List 38) . . . . .	82
38	Cable and Jumper Assembly Component Parts (Sheet 1 of 3, Index Nos. 1-51) (See List 39) . . . . .	83
	Cable and Jumper Assembly Component Parts (Sheet 2 of 3, Index Nos. 52-78) (See List 39) . . . . .	86
	Cable and Jumper Assembly Component Parts (Sheet 3 of 3, Index Nos. 79-94) (See List 39) . . . . .	88


### SECTION II

1	Two Channel Switching Assembly (See List 1) . . . . .	2
---	---	---

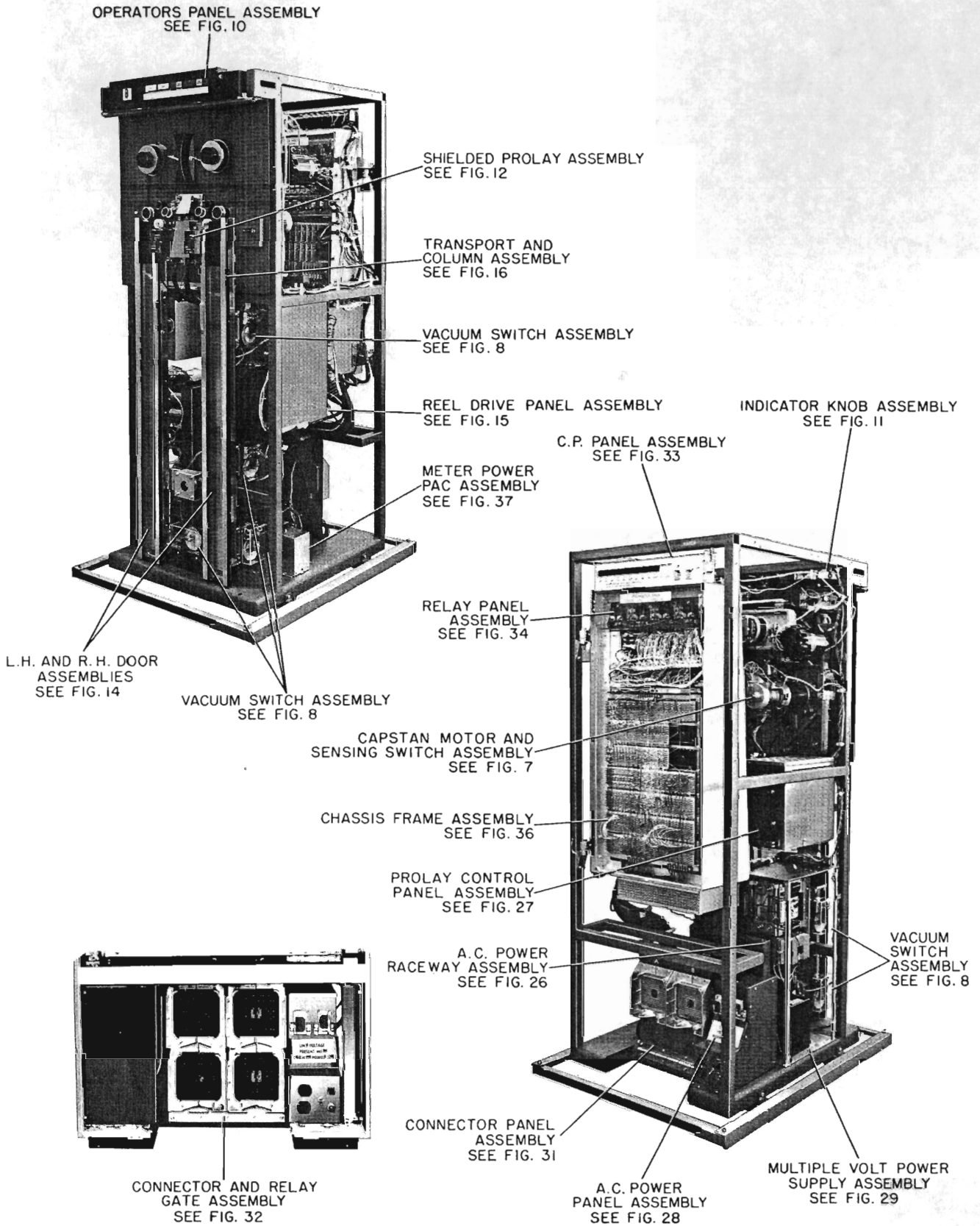
MODELS 2,4,5 AND 6  
MAGNETIC TAPE UNIT  
SEE FIG. 1

MAGNETIC TAPE UNIT  
BASIC ASSEMBLY  
SEE FIG. 9

TAPE GUIDE  
AND HEAD ASSEMBLY  
FIG. 6



COVER ASSEMBLY  
SEE FIG. 2





# PART 1

## INTRODUCTION

### 1.1 SCOPE

This Illustrated Parts Catalog (IPC) manual contains listings and illustrations of all replaceable assemblies, subassemblies and detail parts released to Production Control on or before 17 January 1964 for the 729 Magnetic Tape Unit, Models 2 and 5, series 12,000 and Models 4 and 6, series 61,000. This unit is manufactured by the International Business Machines Corporation.

This IPC supplements the information contained in the associated manuals and should be used only for identifying, requisitioning, and issuing replacements parts. Refer to page IX How To Use This Illustrated Parts Catalog, for a pictorial presentation of the steps required to use this manual. Maintenance, overhaul, and/or repair should be performed only by authorized personnel.

### 1.2 GROUP ASSEMBLY PARTS LIST, PART 2

#### 1.2.1 Scope

This part contains the listings and illustrations of the replaceable items comprising the Magnetic Tape Unit.

Parts are listed in disassembly sequence, where applicable. The relationship of an article to its next higher assembly is indicated by indenture; that is, an item appearing in indenture 3 is part of the first preceding assembly listed in indenture 2. For example:

				DESCRIPTION
1	2	3	4	
Unit				
.				Assemblies and Detail Parts of Unit
.				Attaching Parts for Assemblies and Detail Parts
.	.			Subassemblies
.	.			Attaching Parts for Subassemblies
.	.	.		Detail Parts for Subassemblies, etc.

When an assembly is not broken down immediately after being listed, a reference is made to the listing where the breakdown is made. In such cases, however, the assembly reverts to indenture 1 in the breakdown list. Each listing is referenced to its associated illustration in the description of the first entry. Each illustration in turn references the list to which it pertains.

If a right and left, top and bottom, front and rear, or other similar assemblies contain a majority of identical parts, the assemblies are combined and broken down in one listing. Both assemblies are listed first, followed by the detail parts. Articles peculiar to each of the assemblies have only one index number assigned; reference is made to the particular assembly number of which they form a part. Articles common to both of the assemblies have a single-line entry with no reference. The entry for common parts in the Units Per Assembly column indicates the quantity required for one assembly only.

#### 1.2.2 List and Index Number Column

The number before the hyphen is the list number. The number after the hyphen is the index number assigned to the part in the listing. This index number identifies the part on the associated illustration. Subassemblies are identified on the illustration by an index number enclosed in a circle.

#### 1.2.3 Part Number Column

All numbers shown are IBM part numbers. When, because of disassembly procedure, a group of parts must be removed as an assembly and no assembly numbers has been assigned, the group of parts will be listed as "NO NO. " (no number) assembly.

#### 1.2.4 Description Column

The Description column contains the standard item names with main noun modifiers. "ATT PT" indicates attaching parts. Such parts are listed immediately following the part or parts they attach.

#### 1.2.5 Units Per Assembly Column

The quantities specified in this column are the number of parts used per one next-higher assembly and are not necessarily the total number of parts used in the overall unit. The entry "Ref" in this column refers to an assembly which is completely assembled on a preceding illustration and is now disassembled on the illustration on which it is referenced. The quantities for such items are found in the preceding listing where the assembly is shown completely assembled and indexed. The entry "AR" in the Units Per Assy column denotes that the quantity is used as required. The entry "NP" denotes that the assembly is nonprocurable.

#### 1.2.6 Usable On Code Column

Part application and interchangeability between similar assemblies broken down in one list is presented by a numerical usable on code. Part application and interchangeability by engineering level is presented by an alphabetical usable on code which (if applicable) appears immediately following this paragraph. The Usable On Code column is left blank when a part is used on all of the assemblies or equipment covered.

#### 1.2.7 Assembly Usage by Models

Table 1, Assembly Usage by Models, presents a ready reference to the usage of the individual assemblies covered in this IPC by equipment model number. The usable on code applicable to each model is shown for those lists having a numerical usable on code. Model usage for those lists which do not have any usable on code is shown as follows:

X indicates the assembly is used  
- indicates the assembly is not used

### 1.3 NUMERICAL INDEX, PART 3

#### 1.3.1 Scope

The Numerical Index contains all part numbers that appear in the part number column of the group assembly parts list.

#### 1.3.2 Part Number Column

Part Number column contains all numbers appearing in the Part Number column of the group assembly parts list. The numbers are listed in numerical sequence.

#### 1.3.3 List and Index Number Column

List and Index Number column contains the list and index number occurrence(s) of all parts in the group assembly parts list.

**TABLE 1. ASSEMBLY USAGE BY MODELS**

Section and List Number	Usable On Code or Usage by Model Numbers			
	Model 2	Model 4	Model 5	Model 6
1-1	1	2	3	4
1-2	X	X	X	X
1-3	X	X	X	X
1-4	X	X	X	X
1-5	X	X	X	X
1-6	1	1	2	2
1-7	1	2	1	2
1-8	1	2	1	2
1-9	1	2	1	2
1-10	1, 2	1, 2	1, 2	1, 2
1-11	X	X	X	X
1-12	X	X	X	X
1-13	1, 2	1, 2	1, 2	1, 2
1-14	X	X	X	X
1-15	1, 2	1, 2	1, 2	1, 2
1-16	X	X	X	X
1-17	X	X	X	X
1-18	X	X	X	X
1-19	1, 2	1, 2	1, 2	1, 2
1-20	X	X	X	X
1-21	X	X	X	X
1-22	X	X	X	X
1-23	1, 2	1, 2	1, 2	1, 2
1-24	1, 2	1, 2	1, 2	1, 2
1-25	1, 2	1, 2	1, 2	1, 2
1-26	X	X	X	X
1-27	X	X	X	X
1-28	X	X	X	X
1-29	X	X	X	X
1-30	X	X	X	X
1-31	X	X	X	X
1-32	X	X	X	X
1-33	X	X	X	X
1-34	X	X	X	X
1-35	X	X	X	X
1-36	X	X	X	X
1-37	X	X	X	X
1-38	X	X	X	X
1-39	X	X	X	X

# HOW TO USE THIS ILLUSTRATED PARTS CATALOG

## IF PART NUMBER IS NOT KNOWN

## IF PART NUMBER IS KNOWN

1 FIND THE APPROPRIATE TITLE IN LIST OF ILLUSTRATIONS

1998 MOD 13 LIST OF ILLUSTRATIONS

Figure	Section	Title	Page
1	LATCH ASSEMBLY	1-66 (See List 1)	3
2	Storage Power Control (Sheet 1 of 2, Index No. 67-167) (See List 1)		73
3	Cover Group (Sheet 1 of 2, Index No. 1-57) (See List 2)		8
4	Cover Group (Sheet 2 of 2, Index No. 58-123) (See List 2)		8
5	Drum Sequence Common Panel Assembly No. 6 (See List 3)		10
6	Drum Sequence Lower Panel Assembly (S)		
7	Panel Assembly No. 2 (See List 6)		
8	Emergency Off Switch Assembly (See List 6)		
9	Panel Assembly No. 3 and No. 4 (See List 6)		
10	48 Volt Transformer Assembly (See List 6)		
11	Marine/Check Panel Assembly (See List 6)		

1 LOCATE THE PART NUMBER IN THE PART NUMBER COLUMN OF THE NUMERICAL INDEX

1998 MOD 13 PART 1

PART NO.	SPARE PART	SECTION-LIST AND INDEX NO.	PART NO.	SPARE PART	SECTION-LIST AND INDEX NO.	PART NO.	SPARE PART	SECTION-LIST AND INDEX NO.
3096867		1-9-26	190-3		1-1-99	532951		1-1-99
511975		1-12-42	532957		1-1-49	532957		1-1-49
517927		1-2-75	532961		1-13-13	532961		1-13-13
			532967		1-14-18	532967		1-14-18
			532974		1-14-9	532974		1-14-9
			532983		1-14-5	532983		1-14-5
			532987		1-14-3	532987		1-14-3
			532991		1-14-11	532991		1-14-11
			532995		1-14-11	532995		1-14-11
			532999		1-14-11	532999		1-14-11
			533003		1-14-11	533003		1-14-11
			533007		1-14-11	533007		1-14-11
			533011		1-14-11	533011		1-14-11
			533015		1-14-11	533015		1-14-11
			533019		1-14-11	533019		1-14-11
			533023		1-14-11	533023		1-14-11
			533027		1-14-11	533027		1-14-11
			533031		1-14-11	533031		1-14-11
			533035		1-14-11	533035		1-14-11
			533039		1-14-11	533039		1-14-11
			533043		1-14-11	533043		1-14-11
			533047		1-14-11	533047		1-14-11
			533051		1-14-11	533051		1-14-11
			533055		1-14-11	533055		1-14-11
			533059		1-14-11	533059		1-14-11
			533063		1-14-11	533063		1-14-11
			533067		1-14-11	533067		1-14-11
			533071		1-14-11	533071		1-14-11
			533075		1-14-11	533075		1-14-11
			533079		1-14-11	533079		1-14-11
			533083		1-14-11	533083		1-14-11
			533087		1-14-11	533087		1-14-11
			533091		1-14-11	533091		1-14-11
			533095		1-14-11	533095		1-14-11
			533099		1-14-11	533099		1-14-11
			533103		1-14-11	533103		1-14-11
			533107		1-14-11	533107		1-14-11
			533111		1-14-11	533111		1-14-11
			533115		1-14-11	533115		1-14-11
			533119		1-14-11	533119		1-14-11
			533123		1-14-11	533123		1-14-11
			533127		1-14-11	533127		1-14-11
			533131		1-14-11	533131		1-14-11
			533135		1-14-11	533135		1-14-11
			533139		1-14-11	533139		1-14-11
			533143		1-14-11	533143		1-14-11
			533147		1-14-11	533147		1-14-11
			533151		1-14-11	533151		1-14-11
			533155		1-14-11	533155		1-14-11
			533159		1-14-11	533159		1-14-11
			533163		1-14-11	533163		1-14-11
			533167		1-14-11	533167		1-14-11
			533171		1-14-11	533171		1-14-11
			533175		1-14-11	533175		1-14-11
			533179		1-14-11	533179		1-14-11
			533183		1-14-11	533183		1-14-11
			533187		1-14-11	533187		1-14-11
			533191		1-14-11	533191		1-14-11
			533195		1-14-11	533195		1-14-11
			533199		1-14-11	533199		1-14-11
			533203		1-14-11	533203		1-14-11
			533207		1-14-11	533207		1-14-11
			533211		1-14-11	533211		1-14-11
			533215		1-14-11	533215		1-14-11
			533219		1-14-11	533219		1-14-11
			533223		1-14-11	533223		1-14-11
			533227		1-14-11	533227		1-14-11
			533231		1-14-11	533231		1-14-11
			533235		1-14-11	533235		1-14-11
			533239		1-14-11	533239		1-14-11
			533243		1-14-11	533243		1-14-11
			533247		1-14-11	533247		1-14-11
			533251		1-14-11	533251		1-14-11
			533255		1-14-11	533255		1-14-11
			533259		1-14-11	533259		1-14-11
			533263		1-14-11	533263		1-14-11
			533267		1-14-11	533267		1-14-11
			533271		1-14-11	533271		1-14-11
			533275		1-14-11	533275		1-14-11
			533279		1-14-11	533279		1-14-11
			533283		1-14-11	533283		1-14-11
			533287		1-14-11	533287		1-14-11
			533291		1-14-11	533291		1-14-11
			533295		1-14-11	533295		1-14-11
			533299		1-14-11	533299		1-14-11
			533303		1-14-11	533303		1-14-11
			533307		1-14-11	533307		1-14-11
			533311		1-14-11	533311		1-14-11
			533315		1-14-11	533315		1-14-11
			533319		1-14-11	533319		1-14-11
			533323		1-14-11	533323		1-14-11
			533327		1-14-11	533327		1-14-11
			533331		1-14-11	533331		1-14-11
			533335		1-14-11	533335		1-14-11
			533339		1-14-11	533339		1-14-11
			533343		1-14-11	533343		1-14-11
			533347		1-14-11	533347		1-14-11
			533351		1-14-11	533351		1-14-11
			533355		1-14-11	533355		1-14-11
			533359		1-14-11	533359		1-14-11
			533363		1-14-11	533363		1-14-11
			533367		1-14-11	533367		1-14-11
			533371		1-14-11	533371		1-14-11
			533375		1-14-11	533375		1-14-11
			533379		1-14-11	533379		1-14-11
			533383		1-14-11	533383		1-14-11
			533387		1-14-11	533387		1-14-11
			533391		1-14-11	533391		1-14-11
			533395		1-14-11	533395		1-14-11
			533399		1-14-11	533399		1-14-11
			533403		1-14-11	533403		1-14-11
			533407		1-14-11	533407		1-14-11
			533411		1-14-11	533411		1-14-11
			533415		1-14-11	533415		1-14-11
			533419		1-14-11	533419		1-14-11
			533423		1-14-11	533423		1-14-11
			533427		1-14-11	533427		1-14-11
			533431		1-14-11	533431		1-14-11
			533435		1-14-11	533435		1-14-11
			533439		1-14-11	533439		1-14-11
			533443		1-14-11	533443		1-14-11
			533447		1-14-11	533447		1-14-11
			533451		1-14-11	533451		1-14-11
			533455		1-14-11	533455		1-14-11
			533459		1-14-11	533459		1-14-11
			533463		1-14-11	533463		1-14-11
			533467		1-14-11	533467		1-14-11
			533471		1-14-11	533471		1-14-11
			533475		1-14-11	533475		1-14-11
			533479		1-14-11	533479		1-14-11
			533483		1-14-11	533483		1-14-11
			533487		1-14-11	533487		1-14-11
			533491		1-14-11	533491		1-14-11
			533495		1-14-11	533495		1-14-11
			533499		1-14-11	533499		1-14-11
			533503		1-14-11	533503		1-14-11
			533507		1-14-11	533507		1-14-11
			533511					

# PART 2

## GROUP ASSEMBLY PARTS LIST

### SECTION 1

LIST AND INDEX NO.	PART NO.	DESCRIPTION				UNITS PER ASM.	USABLE ON CODE
		1	2	3	4		
		729 MODELS 2, 4, 5 AND 6 MAGNETIC TAPE UNIT					
1 -	5345002	MAGNETIC TAPE UNIT,MODEL 2 SEE FIG. 1 FOR ILLUSTRATION				1	1
-	5345004	MAGNETIC TAPE UNIT,MODEL 4 SEE FIG. 1 FOR ILLUSTRATION				1	2
-	5345005	MAGNETIC TAPE UNIT,MODEL 5 SEE FIG. 1 FOR ILLUSTRATION				1	3
-	5345006	MAGNETIC TAPE UNIT,MODEL 6 SEE FIG. 1 FOR ILLUSTRATION				1	4
- 1	535700	. COVER ASSEMBLY SEE LIST 2 FOR DETAIL BREAKDOWN				1	
- 2	122639	. PLATE,IDENTIFICATION-SERIAL NUMBER				AR	
- 2	180528	. PLATE,IDENTIFICATION-SERIAL NUMBER				AR	
- 3	105792	. SCREW,DR-RH 0.067 OD X 3/16 LG				ATT PT	2
- 4	352380	. KICKPLATE-RIGHT REAR				1	
- 5	352381	. KICKPLATE-LEFT REAR				1	
- 6	34512	. SCREW,MACH-BIND HD 8-32 X 3/8 LG				ATT PT	2
- 7	183841	. DISK-SPRING				ATT PT	2
- 8	352379	. BRACKET-REAR KICK PLATE RIGHT				1	
- 9	352378	. BRACKET-REAR KICK PLATE LEFT				1	
- 10	535828	. BRACKET-KICKPLATE SUPPORT				1	
- 11	535830	. TAB-KICKPLATE MOUNTING				2	
- 12	554149	. BRACKET-KICKPLATE RETAINING				1	
- 13	25627	. SCREW,MACH-BIND HD 8-32 X 1/2 LG				ATT PT	1
- 14	535826	. KICKPLATE-FRONT AND SIDE				1	
- 15	526060	. SHIELD-LOWER HEAD				1	
- 16	347891	. TAPE GUIDE AND HEAD ASSEMBLY SEE LIST 6 FOR DETAIL BREAKDOWN				1	1
- 16	347891	. TAPE GUIDE AND HEAD ASSEMBLY SEE LIST 6 FOR DETAIL BREAKDOWN				1	3
- 16	347892	. TAPE GUIDE AND HEAD ASSEMBLY SEE LIST 6 FOR DETAIL BREAKDOWN				1	2
- 16	347892	. TAPE GUIDE AND HEAD ASSEMBLY SEE LIST 6 FOR DETAIL BREAKDOWN				1	4
- 17	11598	. NUT,PLAIN,HEX- 10-32 X 3/8 FL W				ATT PT	3
- 18	9092	. WASHER,LOCK-SPLIT 0.194 X 0.377 OD				ATT PT	3
- 19	45690	. WASHER,FL-NO. 10 X 7/16 OD X 1/32 THK				ATT PT	3
- 20	554126	. CAPSTAN MOTOR AND SENSING SWITCH ASM SEE LIST 7 FOR DETAIL BREAKDOWN				2	1
- 20	554126	. CAPSTAN MOTOR AND SENSING SWITCH ASM SEE LIST 7 FOR DETAIL BREAKDOWN				2	3
- 20	528165	. CAPSTAN MOTOR AND SENSING SWITCH ASM SEE LIST 7 FOR DETAIL BREAKDOWN				1	2
- 20	528165	. CAPSTAN MOTOR AND SENSING SWITCH ASM SEE LIST 7 FOR DETAIL BREAKDOWN				1	4
- 21	351025	. SCREW ASSEMBLY				ATT PT	6
- 22	5344839	. CAPACITOR ASSEMBLY,VACUUM SWITCH				16	

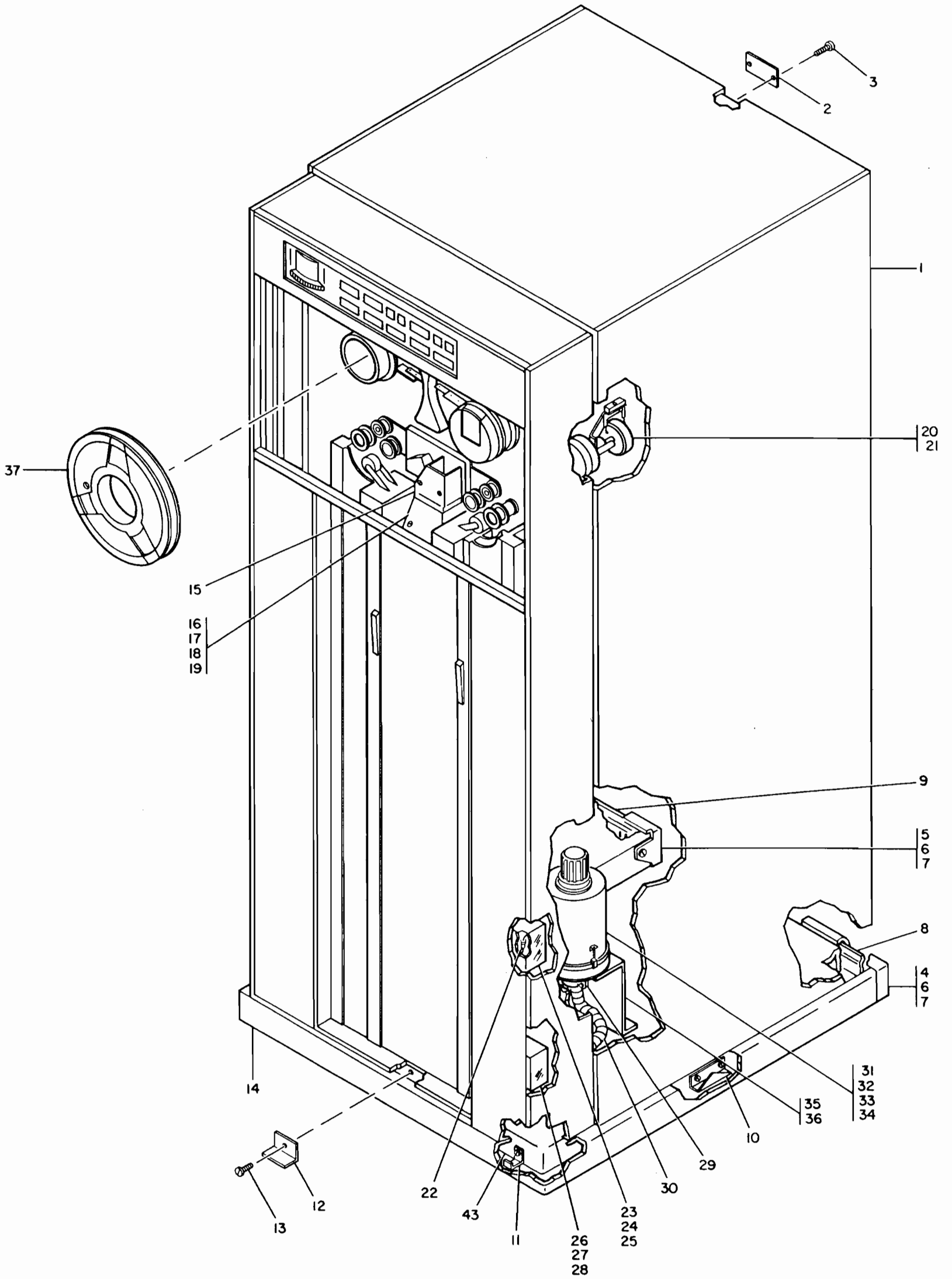


FIGURE 1. 729 MODELS 2,4,5 AND 6 MAGNETIC TAPE UNIT. SEE LIST 1.

LIST AND INDEX NO.	PART NO.	DESCRIPTION	UNITS PER ASM.	USABLE ON CODE
		729 MODELS 2, 4, 5 AND 6 MAGNETIC TAPE UNIT -CONT		
1 - 23	5344891	. SWITCH ASSEMBLY,VACUUM SEE LIST 8 FOR DETAIL BREAKDOWN	4	1
- 23	5344891	. SWITCH ASSEMBLY,VACUUM SEE LIST 8 FOR DETAIL BREAKDOWN	4	3
- 23	5344892	. SWITCH ASSEMBLY,VACUUM SEE LIST 8 FOR DETAIL BREAKDOWN	4	2
- 23	5344892	. SWITCH ASSEMBLY,VACUUM SEE LIST 8 FOR DETAIL BREAKDOWN	4	4
- 24	19944	. SCREW,MACH-BIND HD 8-32 X 3/4 LG	8	
- 25	130435	. WASHER,FL- 1/4 X 7/16 OD X 1/16 THK	8	
- 26	5345095	. SWITCH ASSEMBLY,VACUUM SEE LIST 9 FOR DETAIL BREAKDOWN	2	1
- 26	5345095	. SWITCH ASSEMBLY,VACUUM SEE LIST 9 FOR DETAIL BREAKDOWN	2	3
- 26	5355424	. SWITCH ASSEMBLY,VACUUM SEE LIST 9 FOR DETAIL BREAKDOWN	2	2
- 26	5355424	. SWITCH ASSEMBLY,VACUUM SEE LIST 9 FOR DETAIL BREAKDOWN	2	4
- 27	19944	. SCREW,MACH-BIND HD 8-32 X 3/4 LG	4	
- 28	130435	. WASHER,FL- 1/4 X 7/16 OD X 1/16 THK	4	
- 29	320839	. CLAMP,HOSE	2	
- 30	5345034	. HOSE,VACUUM	1	
- 31	5345042	. MOTOR,BLOWER VACUUM	1	1
- 31	5345042	. MOTOR,BLOWER VACUUM	1	3
- 31	5345031	. MOTOR,VACUUM BLOWER	1	2
- 31	5345031	. MOTOR,VACUUM BLOWER	1	4
- 32	3960	. NUT,PLAIN,HEX- 1/4-20 X 7/16 FL W	4	
- 33	47242	. WASHER,FL-NO. 12 X 1/2 OD X 0.062 THK	4	
- 34	6935	. WASHER,LOCK-SPLIT 1/4 X 0.493 OD	4	
- 35	5345032	. BRACKET,VACUUM MOTOR MOUNTING	1	
- 36	130434	. SCREW,MACH-HEX HD 10-32 X 3/8 LG	1	
- 37	529237	. REEL ASSEMBLY	1	
- 38	257396	. DECAL	AR	
- 39	20243	. NAMEPLATE	AR	
- 40	109605	. PLATE-PROPERTY	AR	
- 41	518737	. LABEL-MARK OF ORIGIN	1	
- 42	257402	. DECAL-TRADE MARK PROTECTION NOT ILLUSTRATED	AR	
- 43	5345000	. BASIC ASSEMBLY,MAGNETIC TAPE UNIT SEE LIST 10 FOR DETAIL BREAKDOWN	1	
- 43	5345100	. BASIC ASSEMBLY,MAGNETIC TAPE UNIT SEE LIST 10 FOR DETAIL BREAKDOWN	1	
		COVER ASSEMBLY		
2 -	535700	COVER ASSEMBLY SEE LIST 1-1 FOR NEXT HIGHER ASSEMBLY AND FIG. 2 FOR ILLUSTRATION	REF	
- 1	529232	. NAMEPLATE USED ON MODEL 2	AR	
- 1	529234	. PLATE,IDENT- 729 IV MAGNETIC TAPE UNIT USED ON MODEL 4	AR	
- 1	347885	. PLATE,IDENT- 729 V MAGNETIC TAPE UNIT USED ON MODEL 5	AR	

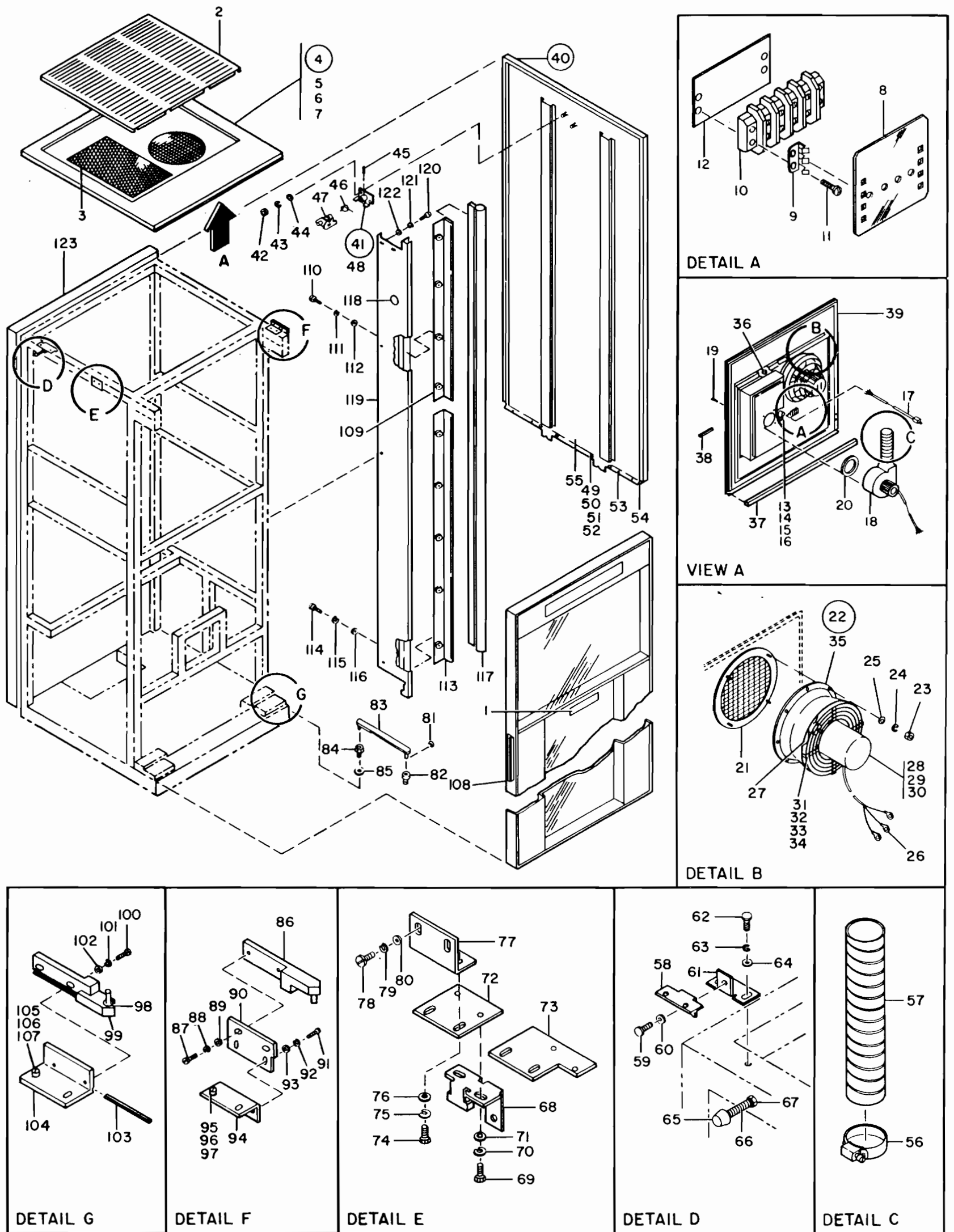


FIGURE 2. COVER ASSEMBLY. SHEET 1 OF 2, INDEX NOS. 1-123. SEE LIST 2.

LIST AND INDEX NO.	PART NO.	DESCRIPTION				UNITS PER ASM.	USABLE ON CODE
		1	2	3	4		
		COVER ASSEMBLY -CONT					
2 - 1	347887	. PLATE,IDENT- 729 VI MAGNETIC TAPE UNIT USED ON MODEL 6				AR	
- 2	352586	. COVER-TOP				1	
- 3	517821	. FILTER-PRESSURIZING AIR				1	
- 4	352580	. COVER ASSEMBLY-TOP				1	
- 5	130434	. SCREW,MACH-HEX HD 10-32 X 3/8 LG				ATT PT	8
- 6	9092	. WASHER,LOCK-SPLIT 0.194 X 0.377 OD				ATT PT	8
- 7	47242	. WASHER,FL-NO. 12 X 1/2 OD X 0.062 THK				ATT PT	8
- 8	440546	. . SHIELD- 4 POSITION					1
- 9	441042	. . CLIP,SPRING TENSION-TERMINAL BOARD SHLD					2
- 10	80351	. . TERMINAL BOARD- 4 DBL SCREW TERMINALS					1
- 11	322065	. . SCREW,MACH-BIND HD 6-32 X 5/8 LG				ATT PT	4
- 12	527916	. . MARKER STRIP- 4 POS NOS. 1 THRU 4					1
- 13	2102365	. . CLAMP,LOOP- 0.330 ID 0.170 DIA MTG HOLE					1
- 14	25627	. . SCREW,MACH-BIND HD 8-32 X 1/2 LG				ATT PT	1
- 15	22478	. . WASHER,FL- 0.170 ID 0.375 OD 0.032 THK				ATT PT	1
- 16	257189	. . NUT,PLAIN-HEX 8-32 X 0.343 W				ATT PT	1
- 17	352584	. . CABLE ASM-PRESSURE AND EXHAUST BLOWERS SEE LIST 39-59 AND-83D FOR COMPONENT PARTS					1
- 18	352582	. . BLOWER-PRESSURE					1
- 19	35739	. . SCREW,MACH-BIND HD 6-32 X 15/16 LG				ATT PT	4
- 20	528493	. . GASKET-PRESSURE BLOWER					1
- 21	554158	. . SCREEN-FAN					1
- 22	554151	. . FAN ASSEMBLY-EXHAUST					1
- 23	257187	. . NUT,PLAIN,HEX- 6-32 X 5/16 FL W				ATT PT	4
- 24	6364	. . WASHER,LOCK-SPLIT NO. 6 X 1/4 OD				ATT PT	4
- 25	257986	. . WASHER,FL-NO. 6 X 5/8 OD X 0.035 THK				ATT PT	4
- 26	518452	. . TERMINAL,LUG-INS 16/22AWG NO. 6 MTG HOLE					3
- 27	554157	. . . BLADE-FAN					1
- 28	554159	. . . MOTOR-FAN					1
- 29	34512	. . . SCREW,MACH-BIND HD 8-32 X 3/8 LG				ATT PT	4
- 30	22478	. . . WASHER,FL- 0.170 ID 0.375 OD 0.032 THK				ATT PT	4
- 31	554152	. . . GUARD-MOTOR MOUNTING					1
- 32	34512	. . . SCREW,MACH-BIND HD 8-32 X 3/8 LG				ATT PT	4
- 33	1090873	. . . WASHER,LOCK-SPLIT NO. 8 X 0.296 OD				ATT PT	4
- 34	257189	. . . NUT,PLAIN-HEX 8-32 X 0.343 W				ATT PT	4
- 35	554156	. . . VENTURI-EXHAUST FAN					1
- 36	208529	. . BUMPER,RUBBER-FOR 3/16 HOLE					2
- 37	535764	. . SEAL-COVER					1
- 38	535821	. . SEAL-SLIDING GLASS					1
- 39	352583	. . COVER-TOP					1
- 40	535790	. COVER ASSEMBLY-LEFT SIDE				NP	
- 40	535795	. COVER ASSEMBLY-RIGHT SIDE				NP	
- 41	517929	. . LATCH ASSEMBLY					1
- 42	11598	. . NUT,PLAIN,HEX- 10-32 X 3/8 FL W				ATT PT	3
- 43	9092	. . WASHER,LOCK-SPLIT 0.194 X 0.377 OD				ATT PT	3
- 44	45690	. . WASHER,FL-NO. 10 X 7/16 OD X 1/32 THK				ATT PT	3
- 45	517928	. . . PIN,SPRING- 0.125 X 7/8 LG					1
- 46	517927	. . . SPRING,HELICAL,TORSION-LATCH 1 TURN					1
- 47	517926	. . . CATCH PIN ASSEMBLY-LATCH					1
- 48	517922	. . . PLATE ASSEMBLY-LATCH					1
- 49	530967	. . STRIP-SIDE COVER					1
- 50	257622	. . SCREW,MACH-HEX HD 10-32 X 5/8 LG				ATT PT	6
- 51	9092	. . WASHER,LOCK-SPLIT 0.194 X 0.377 OD				ATT PT	6
- 52	47242	. . WASHER,FL-NO. 12 X 1/2 OD X 0.062 THK				ATT PT	6
- 53	530966	. . BRACKET-TROUGH					2
- 54	352018	. . SEAL-SIDE COVER				AR	



LIST AND INDEX NO.	PART NO.	DESCRIPTION	UNITS PER ASM.	USABLE ON CODE
COVER ASSEMBLY -CONT				
2 - 55	535784	. . COVER-RIGHT AND LEFT SIDE		1
- 56	352588	. CLAMP,HOSE		2
- 57	352585	. HOSE,AIR DUCT- 2-1/4 ID X 11-1/2 LG		1
- 58	535789	. BRACKET-TOP COVER UPPER		4
- 59	32042	. SCREW,MACH-BIND HD 10-32 X 3/8 LG	ATT PT	4
- 60	47242	. WASHER,FL-NO. 12 X 1/2 OD X 0.062 THK	ATT PT	4
- 61	535791	. BRACKET-TOP COVER LOWER		4
- 62	257622	. SCREW,MACH-HEX HD 10-32 X 5/8 LG	ATT PT	8
- 63	9092	. WASHER,LOCK-SPLIT 0.194 X 0.377 OD	ATT PT	8
- 64	47242	. WASHER,FL-NO. 12 X 1/2 OD X 0.062 THK	ATT PT	8
- 65	333064	. CAP-BOLT		4
- 66	36112	. SCREW,MACH-HEX HD 1/4-20 X 1-1/2 LG	ATT PT	4
- 67	36109	. NUT,PLAIN,HEX- 1/4-20 X 7/16 FL W	ATT PT	4
- 68	517936	. LATCH-STRIKE		2
- 69	120211	. SCREW,MACH-HEX HD 10-32 X 1/2 LG	ATT PT	4
- 70	9092	. WASHER,LOCK-SPLIT 0.194 X 0.377 OD	ATT PT	4
- 71	47242	. WASHER,FL-NO. 12 X 1/2 OD X 0.062 THK	ATT PT	4
- 72	528813	. PLATE-STRIKE MOUNTING		1
- 73	530908	. PLATE-STRIKE		1
- 74	120211	. SCREW,MACH-HEX HD 10-32 X 1/2 LG	ATT PT	4
- 75	9092	. WASHER,LOCK-SPLIT 0.194 X 0.377 OD	ATT PT	4
- 76	47242	. WASHER,FL-NO. 12 X 1/2 OD X 0.062 THK	ATT PT	4
- 77	528819	. BRACKET-STRIKE MOUNTING		2
- 78	120211	. SCREW,MACH-HEX HD 10-32 X 1/2 LG	ATT PT	4
- 79	9092	. WASHER,LOCK-SPLIT 0.194 X 0.377 OD	ATT PT	4
- 80	47242	. WASHER,FL-NO. 12 X 1/2 OD X 0.062 THK	ATT PT	4
- 81	332747	. RING,RETAINING-EXT 0.207 ID X 0.025 THK		1
- 82	535656	. BUSHING-DOOR CHECK ROD		1
- 83	535653	. LINK-DOOR CHECK		1
- 84	535652	. PIVOT-DOOR CHECK		1
- 85	127749	. WASHER,LOCK-INT TEETH 1/2 ID X 0.883 OD		1
- 86	528860	. HINGE ASSEMBLY-UPPER FRONT DOOR		1
- 87	257622	. SCREW,MACH-HEX HD 10-32 X 5/8 LG	ATT PT	2
- 88	9092	. WASHER,LOCK-SPLIT 0.194 X 0.377 OD	ATT PT	2
- 89	47242	. WASHER,FL-NO. 12 X 1/2 OD X 0.062 THK	ATT PT	2
- 90	535768	. PAD-UPPER HINGE MOUNTING		1
- 91	257622	. SCREW,MACH-HEX HD 10-32 X 5/8 LG	ATT PT	2
- 92	9092	. WASHER,LOCK-SPLIT 0.194 X 0.377 OD	ATT PT	2
- 93	47242	. WASHER,FL-NO. 12 X 1/2 OD X 0.062 THK	ATT PT	2
- 94	535766	. BRACKET-UPPER HINGE MOUNTING		1
- 95	36844	. SCREW,MACH-HEX HD 1/4-20X5/8 LG	ATT PT	2
- 96	6935	. WASHER,LOCK-SPLIT 1/4 X 0.493 OD	ATT PT	2
- 97	3550	. WASHER,FL- 1/4 X 9/16 OD X 0.050 THK	ATT PT	2
- 98	528251	. SLEEVE- 17/64 ID X 1/2 OD X 1/32 THK		1
- 99	528855	. HINGE ASSEMBLY-LOWER FRONT DOOR		1
-100	257622	. SCREW,MACH-HEX HD 10-32 X 5/8 LG	ATT PT	2
-101	9092	. WASHER,LOCK-SPLIT 0.194 X 0.377 OD	ATT PT	2
-102	47242	. WASHER,FL-NO. 12 X 1/2 OD X 0.062 THK	ATT PT	2
-103	526000	. KEY,MACH- 0.124 SQ X 2-7/8 LG		1
-104	535786	. BRACKET,ANGLE-LOWER HINGE MOUNTING		1
-105	36844	. SCREW,MACH-HEX HD 1/4-20X5/8 LG	ATT PT	2
-106	6935	. WASHER,LOCK-SPLIT 1/4 X 0.493 OD	ATT PT	2
-107	3550	. WASHER,FL- 1/4 X 9/16 OD X 0.050 THK	ATT PT	2
-108	352718	. DOOR ASSEMBLY		1
SEE LIST 3 FOR DETAIL BREAKDOWN				
-109	535771	. RETAINER-UPPER SIDE PANEL SEAL		1
-110	186758	. SCREW,MACH-BIND HD 8-32 X 7/16 LG	ATT PT	4
-111	1090873	. WASHER,LOCK-SPLIT NO. 8 X 0.296 OD	ATT PT	4

LIST AND INDEX NO.	PART NO.	DESCRIPTION				UNITS PER ASM.	USABLE ON CODE
		1	2	3	4		
		COVER ASSEMBLY -CONT					
2 -112	510810	.	WASHER,FL-NO. 8 X 7/16 OD X 1/32 THK	ATT PT	4		
-113	535770	.	RETAINER-LOWER SIDE PANEL SEAL		1		
-114	186758	.	SCREW,MACH-BIND HD 8-32 X 7/16 LG	ATT PT	5		
-115	1090873	.	WASHER,LOCK-SPLIT NO. 8 X 0.296 OD	ATT PT	5		
-116	510810	.	WASHER,FL-NO. 8 X 7/16 OD X 1/32 THK	ATT PT	5		
-117	535777	.	SEAL-DOOR		AR		
-118	352470	.	PLUG-INNER COVER		1		
-119	535765	.	PANEL-RIGHT SIDE		1		
-120	130434	.	SCREW,MACH-HEX HD 10-32 X 3/8 LG	ATT PT	7		
-121	9092	.	WASHER,LOCK-SPLIT 0.194 X 0.377 OD	ATT PT	7		
-122	47242	.	WASHER,FL-NO. 12 X 1/2 OD X 0.062 THK	ATT PT	7		
-123	529750	.	COVER ASSEMBLY-REAR		NP		
			SEE LIST 4 FOR DETAIL BREAKDOWN				
-124	529751	.	TRIM-REAR TOP COVER		1		
-125	32042	.	SCREW,MACH-BIND HD 10-32 X 3/8 LG	ATT PT	3		
-126	47242	.	WASHER,FL-NO. 12 X 1/2 OD X 0.062 THK	ATT PT	3		
-127	535771	.	RETAINER-UPPER SIDE PANEL SEAL		1		
-128	186758	.	SCREW,MACH-BIND HD 8-32 X 7/16 LG	ATT PT	4		
-129	1090873	.	WASHER,LOCK-SPLIT NO. 8 X 0.296 OD	ATT PT	4		
-130	510810	.	WASHER,FL-NO. 8 X 7/16 OD X 1/32 THK	ATT PT	4		
-131	535775	.	BRACKET,STRIKE SEAL		1		
-132	186758	.	SCREW,MACH-BIND HD 8-32 X 7/16 LG	ATT PT	2		
-133	1090873	.	WASHER,LOCK-SPLIT NO. 8 X 0.296 OD	ATT PT	2		
-134	510810	.	WASHER,FL-NO. 8 X 7/16 OD X 1/32 THK	ATT PT	2		
-135	535774	.	STRIKE-FRONT DOOR		1		
-136	36844	.	SCREW,MACH-HEX HD 1/4-20X5/8 LG	ATT PT	2		
-137	6935	.	WASHER,LOCK-SPLIT 1/4 X 0.493 OD	ATT PT	2		
-138	3550	.	WASHER,FL- 1/4 X 9/16 OD X 0.050 THK	ATT PT	2		
-139	535770	.	RETAINER-LOWER SIDE PANEL SEAL		1		
-140	186758	.	SCREW,MACH-BIND HD 8-32 X 7/16 LG	ATT PT	5		
-141	1090873	.	WASHER,LOCK-SPLIT NO. 8 X 0.296 OD	ATT PT	5		
-142	510810	.	WASHER,FL-NO. 8 X 7/16 OD X 1/32 THK	ATT PT	5		
-143	352470	.	PLUG-INNER COVER		1		
-144	535773	.	SUPPORT-STRIKE		1		
-145	130434	.	SCREW,MACH-HEX HD 10-32 X 3/8 LG	ATT PT	7		
-146	9092	.	WASHER,LOCK-SPLIT 0.194 X 0.377 OD	ATT PT	7		
-147	47242	.	WASHER,FL-NO. 12 X 1/2 OD X 0.062 THK	ATT PT	7		
-148	535772	.	PANEL-UPPER LEFT SIDE		1		
-149	130434	.	SCREW,MACH-HEX HD 10-32 X 3/8 LG	ATT PT	4		
-150	9092	.	WASHER,LOCK-SPLIT 0.194 X 0.377 OD	ATT PT	4		
-151	47242	.	WASHER,FL-NO. 12 X 1/2 OD X 0.062 THK	ATT PT	4		
-152	535769	.	PANEL-LOWER LEFT SIDE		1		
-153	130434	.	SCREW,MACH-HEX HD 10-32 X 3/8 LG	ATT PT	4		
-154	9092	.	WASHER,LOCK-SPLIT 0.194 X 0.377 OD	ATT PT	4		
-155	47242	.	WASHER,FL-NO. 12 X 1/2 OD X 0.062 THK	ATT PT	4		
-156	535767	.	RETAINER-FRONT COVER SEAL		1		
-157	34512	.	SCREW,MACH-BIND HD 8-32 X 3/8 LG	ATT PT	5		
-158	5345050	.	DOOR ASSEMBLY		1		
			SEE LIST 5 FOR DETAIL BREAKDOWN				
-159	529754	.	BRACKET-LOWER REAR DOOR MOUNTING		1		
-160	236849	.	SCREW,MACH-BIND HD 10-32 X 1/4 LG	ATT PT	4		
-161	529791	.	BRACKET-UPPER-ACCESS DOOR MOUNTING		1		
-161	529790	.	BRACKET-LOWER-ACCESS DOOR MOUNTING		1		
-162	120211	.	SCREW,MACH-HEX HD 10-32 X 1/2 LG	ATT PT	4		
-163	9092	.	WASHER,LOCK-SPLIT 0.194 X 0.377 OD	ATT PT	4		
-164	47242	.	WASHER,FL-NO. 12 X 1/2 OD X 0.062 THK	ATT PT	4		
-165	348427	.	CATCH-GATE DOOR		1		
-166	10170	.	SCREW,MACH-BIND HD 6-32 X 1/4 LG	ATT PT	2		

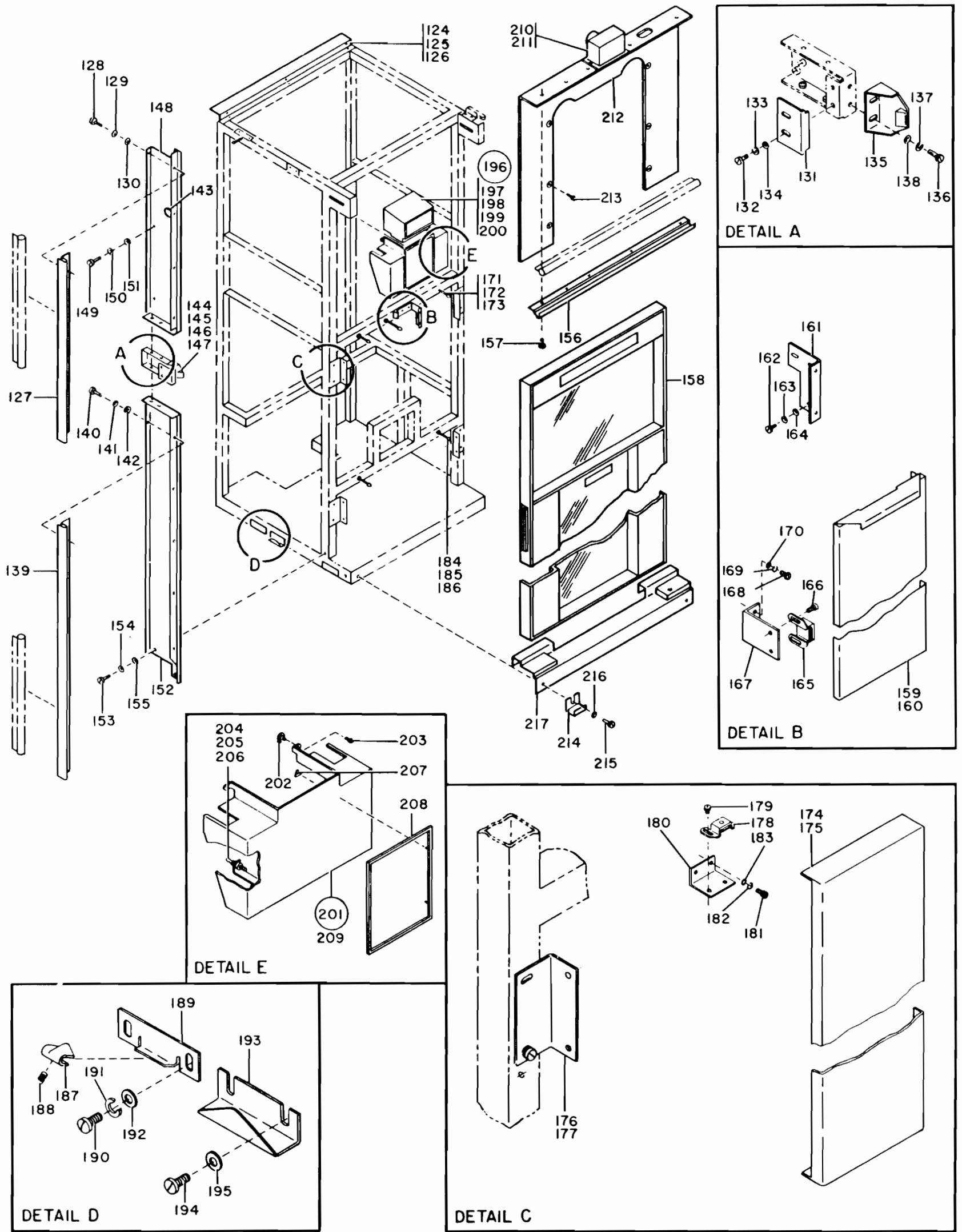


FIGURE 2. COVER ASSEMBLY. SHEET 2 OF 2, INDEX NOS. 124-217. SEE LIST 2.

LIST AND INDEX NO.	PART NO.	DESCRIPTION				UNITS PER ASM.	USABLE ON CODE
		1	2	3	4		
		COVER ASSEMBLY -CONT					
2 -167	529756	.	BRACKET-ACCESS DOOR LATCH MOUNTING			1	
-168	120211	.	SCREW,MACH-HEX HD 10-32 X 1/2 LG	ATT PT		2	
-169	9092	.	WASHER,LOCK-SPLIT 0.194 X 0.377 OD	ATT PT		2	
-170	47242	.	WASHER,FL-NO. 12 X 1/2 OD X 0.062 THK	ATT PT		2	
-171	333064	.	CAP-BOLT			1	
-172	317331	.	SCREW,MACH-HEX HD 1/4-20 X 3-1/4 LG	ATT PT		1	
-173	36109	.	NUT,PLAIN,HEX- 1/4-20 X 7/16 FL W	ATT PT		1	
-174	529793	.	DOOR-VACUUM SWITCH			2	
-175	236849	.	SCREW,MACH-BIND HD 10-32 X 1/4 LG	ATT PT		8	
-176	529757	.	BRACKET-VACUUM SWITCH DOOR MOUNTING			4	
-177	120211	.	SCREW,MACH-HEX HD 10-32 X 1/2 LG	ATT PT		8	
-178	348427	.	CATCH-GATE DOOR			2	
-179	10170	.	SCREW,MACH-BIND HD 6-32 X 1/4 LG	ATT PT		4	
-180	529792	.	BRACKET-LATCH MOUNTING			2	
-181	120211	.	SCREW,MACH-HEX HD 10-32 X 1/2 LG	ATT PT		4	
-182	9092	.	WASHER,LOCK-SPLIT 0.194 X 0.377 OD	ATT PT		4	
-183	47242	.	WASHER,FL-NO. 12 X 1/2 OD X 0.062 THK	ATT PT		4	
-184	333064	.	CAP-BOLT			2	
-185	59648	.	SCREW,MACH-HEX HD 1/4-20 X 1-3/4 LG	ATT PT		2	
-186	36109	.	NUT,PLAIN,HEX- 1/4-20 X 7/16 FL W	ATT PT		2	
-187	304877	.	CLIP-COV LOCATING			4	
-188	23857	.	SETSCREW-SPLINE DR FP 5-40 X 1/8 LG	ATT PT		4	
-189	530968	.	TROUGH-SIDE COVER			4	
-190	120211	.	SCREW,MACH-HEX HD 10-32 X 1/2 LG	ATT PT		8	
-191	9092	.	WASHER,LOCK-SPLIT 0.194 X 0.377 OD	ATT PT		8	
-192	47242	.	WASHER,FL-NO. 12 X 1/2 OD X 0.062 THK	ATT PT		2	
-193	535828	.	BRACKET-KICKPLATE SUPPORT			2	
-194	32042	.	SCREW,MACH-BIND HD 10-32 X 3/8 LG	ATT PT		4	
-195	47242	.	WASHER,FL-NO. 12 X 1/2 OD X 0.062 THK	ATT PT		4	
-196	528560	.	COVER ASSEMBLY-HEAD TOP			1	
-197	312615	.	. . STUD-CARD FEED COVER BALL			1	
-198	257189	.	. . NUT,PLAIN-HEX 8-32 X 0.343 W	ATT PT		1	
-199	351005	.	. . INSERT-TOP HEAD COVER			1	
-200	528558	.	. . COVER-HEAD TOP			1	
-201	528555	.	COVER ASSEMBLY-HEAD BOTTOM			1	
-202	25282	.	. . RING,RETAINING-EXT 0.125 ID X 0.015 THK			2	
-203	554111	.	. . SCREW-LOWER HEAD COVER MOUNTING	ATT PT		2	
-204	312615	.	. . STUD-CARD FEED COVER BALL			1	
-205	257189	.	. . NUT,PLAIN-HEX 8-32 X 0.343 W	ATT PT		1	
-206	60646	.	. . WASHER,LOCK-INT TEETH NO. 8 X 0.340 OD	ATT PT		1	
-207	309754	.	. . PUSH ON NUT-FOR 1/16 DIA SHAFT			4	
-208	528557	.	. . TRIM-BOTTOM HEAD COVER			1	
-209	528556	.	. . COVER-HEAD BOTTOM			1	
-210	529811	.	ADAPTER-HOSE			1	
-211	185052	.	SCREW-THD FORMING-BIND HD NO. 4 X 3/8 LG	ATT PT		2	
-212	535779	.	COVER-CASTING FRONT			1	
-213	5528	.	SCREW,MACH-BIND HD 8-32 X 5/8 LG	ATT PT		6	
-214	535830	.	TAB-KICKPLATE MOUNTING			2	
-215	443	.	SCREW,MACH-FIL H 10-32 X 3/8 LG	ATT PT		2	
-216	9092	.	WASHER,LOCK-SPLIT 0.194 X 0.377 OD	ATT PT		2	
-217	535776	.	COVER-BASE			1	

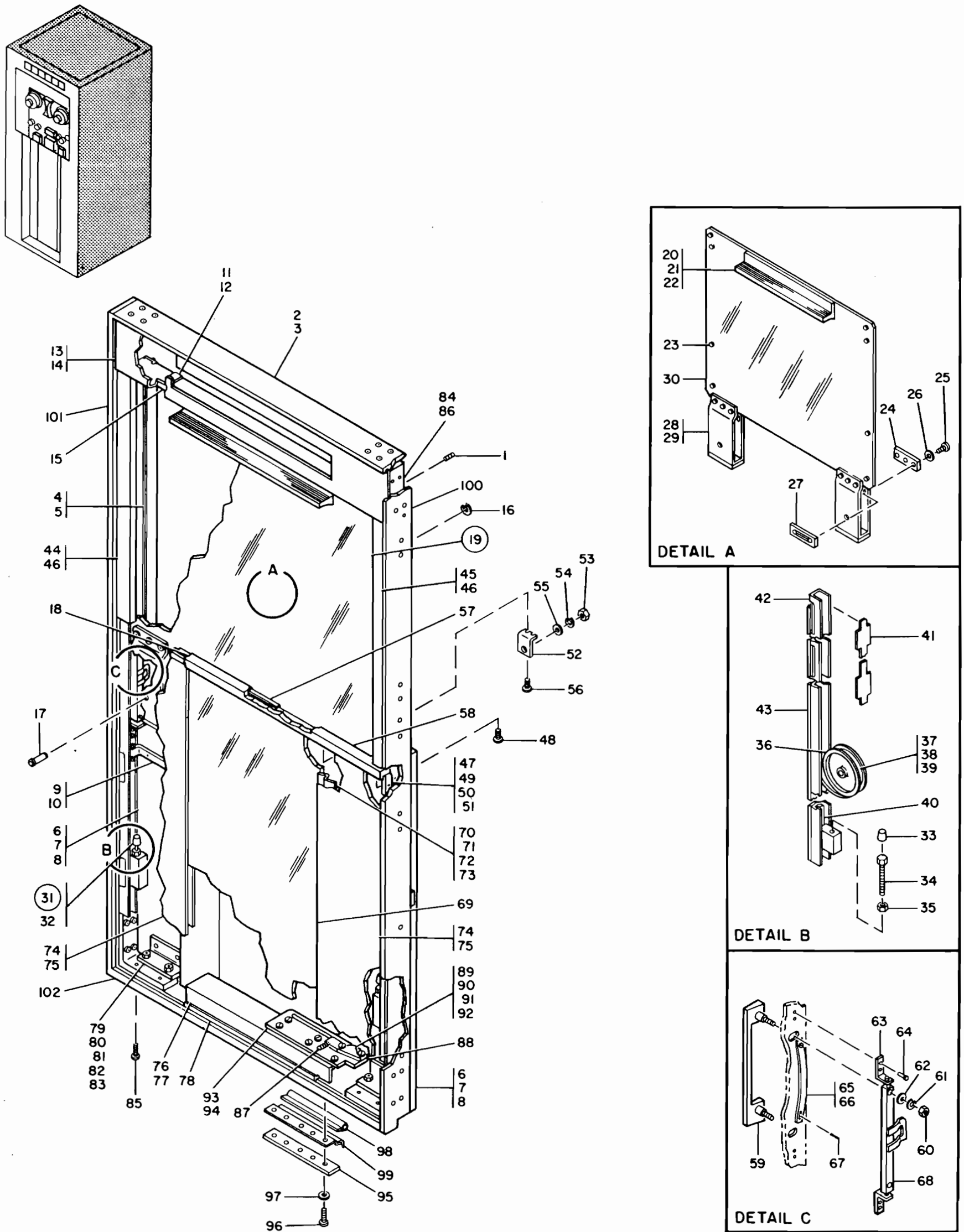


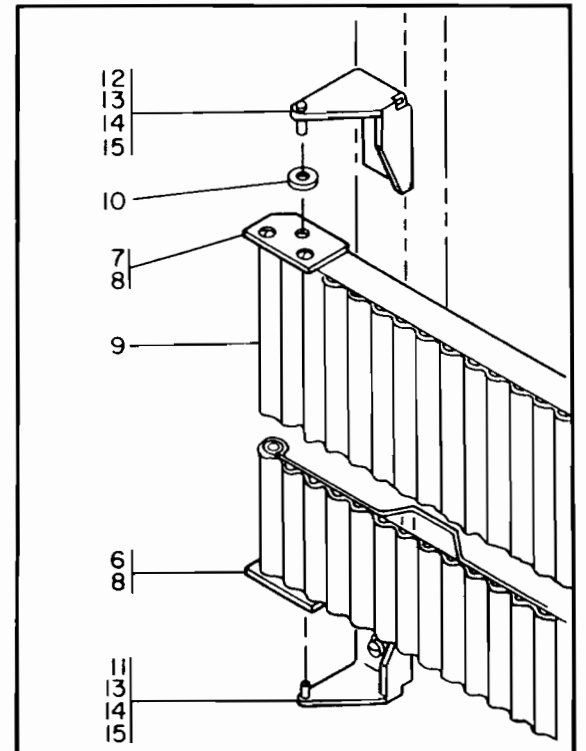
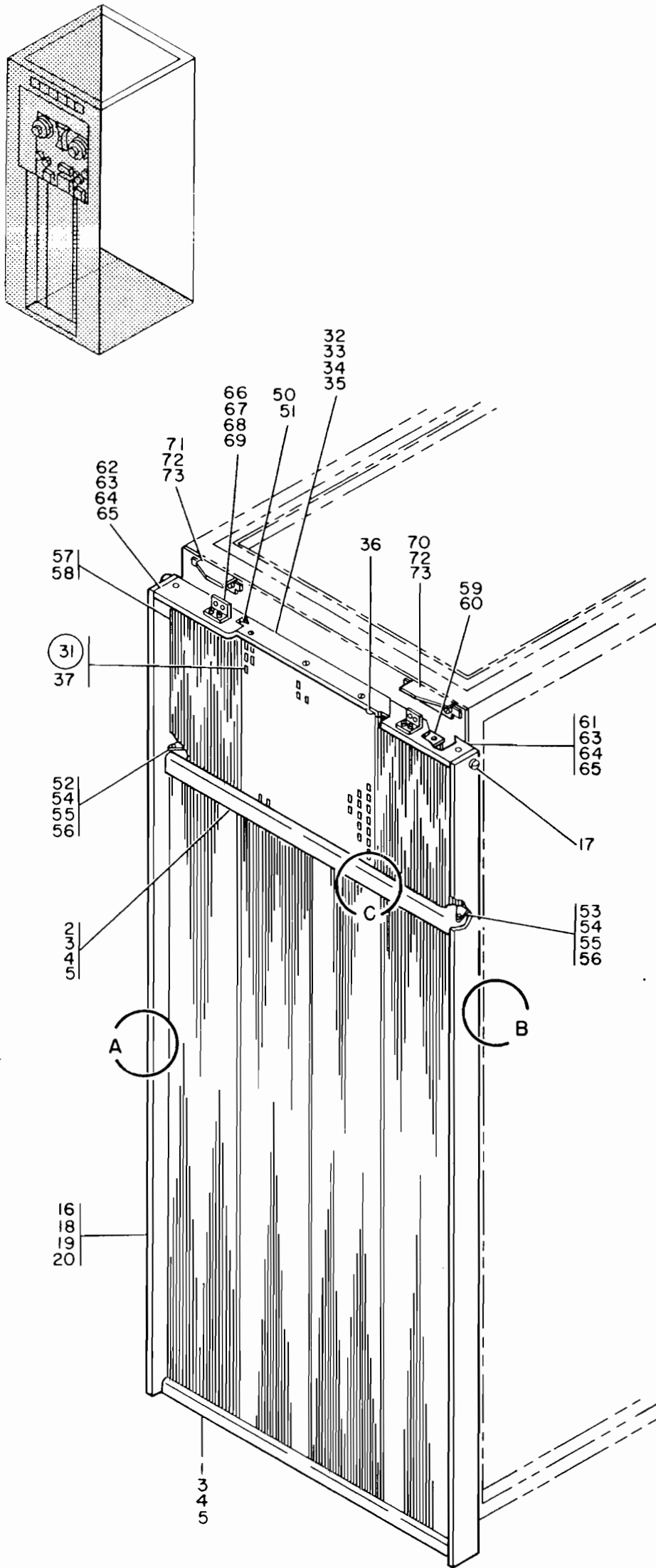
FIGURE 3. DOOR ASSEMBLY. SEE LIST 3.

LIST AND INDEX NO.	PART NO.	DESCRIPTION	UNITS PER ASM.	USABLE ON CODE
		DOOR ASSEMBLY		
3 -	352718	DOOR ASSEMBLY SEE LIST 2-108 FOR NEXT HIGHER ASSEMBLY AND FIG. 3 FOR ILLUSTRATION	REF	
- 1	81404	. SETSCREW-SPLINE DR FP 8-32 X 1/4 LG	2	
- 2	535719	. FRAME-FRONT DOOR UPPER	1	
- 3	437763	. SCREW,CAP,SOC HD	8	ATT PT
- 4	352737	. TRIM-INNER-TOP	2	
- 5	10170	. SCREW,MACH-BIND HD 6-32 X 1/4 LG	4	ATT PT
- 6	352751	. TRIM-INNER-LOWER LEFT	1	
- 6	352750	. TRIM-INNER-LOWER RIGHT	1	
- 7	28413	. SCREW,MACH-BIND HD 10-32 X 5/16 LG	8	ATT PT
- 8	47242	. WASHER,FL-NO. 12 X 1/2 OD X 0.062 THK	8	ATT PT
- 9	352741	. BRACKET-INNER COVER	2	
- 10	32042	. SCREW,MACH-BIND HD 10-32 X 3/8 LG	4	ATT PT
- 11	352508	. SPRING-SWITCH	1	
- 12	48594	. SCREW,MACH-BIND HD 4-40 X 0.175 LG	1	ATT PT
- 13	535730	. PANEL-UPPER CONTROL	1	
- 14	38235	. SCREW,MACH-FIL H 6-32 X 5/16 LG	2	ATT PT
- 15	530659	. SEAL-CONTROL PANEL	AR	
- 16	257700	. RING,RETAINING-EXT 0.187 ID X 0.020 THK	2	
- 17	352728	. PIN-NEGATOR PULLEY	2	
- 18	535821	. SEAL-SLIDING GLASS	AR	
- 19	352721	. DOOR ASSEMBLY-GLASS	1	
- 20	352745	. . HANDLE-DOOR-UPPER	1	
- 21	5528	. . SCREW,MACH-BIND HD 8-32 X 5/8 LG	3	ATT PT
- 22	504852	. . WASHER,NM-NO. 9 X 3/8 OD X 1/32 THK	3	ATT PT
- 23	352755	. . GLIDE-SLIDING GLASS DOOR	8	
- 24	352729	. . LATCH-MAGNETIC	2	
- 25	438551	. . SCREW,MACH-BIND HD 4-40 X 5/8 LG	4	ATT PT
- 26	29469	. . SPACER	2	ATT PT
- 27	352727	. . PLATE-MAGNET MOUNTING	2	ATT PT
- 28	352742	. . BRACKET-SPRING MOUNTING	2	
- 29	322065	. . SCREW,MACH-BIND HD 6-32 X 5/8 LG	6	ATT PT
- 30	352739	. . PANEL-UPPER-GLASS	1	
- 31	352719	. TRACK ASSEMBLY-LEFT	1	
- 31	352720	. TRACK ASSEMBLY-RIGHT	1	
- 32	32042	. SCREW,MACH-BIND HD 10-32 X 3/8 LG	10	ATT PT
- 33	333064	. . CAP-BOLT	1	
- 34	36112	. . SCREW,MACH-HEX HD 1/4-20 X 1-1/2 LG	1	
- 35	3960	. . NUT,PLAIN,HEX- 1/4-20 X 7/16 FL W	1	
- 36	352734	. . PULLEY-NEGATOR SPRING	1	
- 37	352722	. . SPRING-NEGATOR	1	
- 38	257187	. . NUT,PLAIN,HEX- 6-32 X 5/16 FL W	1	ATT PT
- 39	56722	. . WASHER,LOCK-EXT TEETH NO. 6 X 5/16 OD	1	ATT PT
- 40	554179	. . STRIP-SPONGE RUBBER	AR	
- 41	352730	. . SEAL-GLASS	1	
- 42	307906	. . STRIP-SPONGE RUBBER	AR	
- 43	352746	. . TRACK-LEFT	1	
- 43	352747	USED ON ASSEMBLY 352719 ONLY . . TRACK-RIGHT	1	
- 44	352743	USED ON ASSEMBLY 352720 ONLY . TRIM-UPPER-LEFT	1	
- 45	352744	. TRIM-UPPER-RIGHT	1	
- 46	28413	. SCREW,MACH-BIND HD 10-32 X 5/16 LG	4	ATT PT
- 47	352736	. BRACKET-FRONT DOOR	2	
- 48	55726	. SCREW,MACH-BIND HD 6-32 X 3/16 LG	4	ATT PT
- 49	38353	. SCREW,MACH-FIL H 6-32 X 7/16 LG	4	ATT PT
- 50	6364	. WASHER,LOCK-SPLIT NO. 6 X 1/4 OD	4	ATT PT

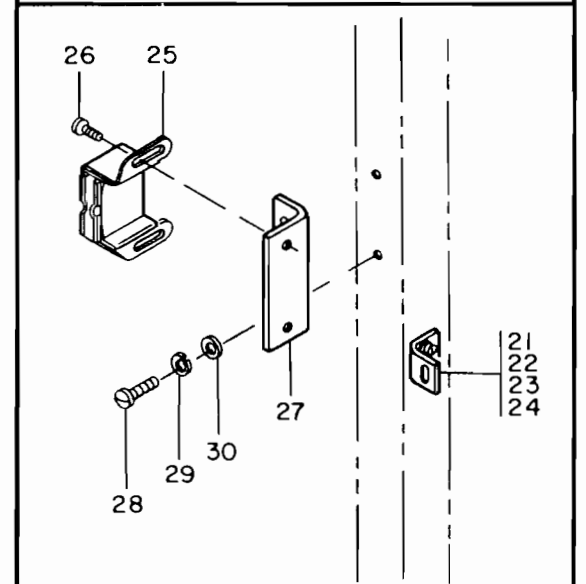
LIST AND INDEX NO.	PART NO.	DESCRIPTION				UNITS PER ASM.	USABLE ON CODE
		1	2	3	4		
DOOR ASSEMBLY -CONT							
3 - 51	257986	.	WASHER,FL-NO. 6 X 5/8 OD X 0.035 THK	ATT PT	4		
- 52	352724	.	BRACKET-FRONT-LOWER PANEL		2		
- 53	11598	.	NUT,PLAIN,HEX- 10-32 X 3/8 FL W	ATT PT	2		
- 54	9092	.	WASHER,LOCK-SPLIT 0.194 X 0.377 OD	ATT PT	2		
- 55	237032	.	WASHER,FL- 7/32 ID X 3/4 OD X 0.062 THK	ATT PT	2		
- 56	55726	.	SCREW,MACH-BIND HD 6-32 X 3/16 LG	ATT PT	4		
- 57	352726	.	SEAL-CEN FRAME		1		
- 58	352735	.	BAR-CENTER FRONT DOOR		1		
- 59	352738	.	HANDLE-DOOR LATCH		1		
- 60	11598	.	NUT,PLAIN,HEX- 10-32 X 3/8 FL W	ATT PT	2		
- 61	9092	.	WASHER,LOCK-SPLIT 0.194 X 0.377 OD	ATT PT	2		
- 62	47242	.	WASHER,FL-NO. 12 X 1/2 OD X 0.062 THK	ATT PT	2		
- 63	535753	.	HINGE-BRACKET		2		
- 64	38383	.	SCREW,MACH-FIL H 10-32 X 7/16 LG	ATT PT	4		
- 65	554187	.	SPRING-DOOR LATCH		1		
- 66	10170	.	SCREW,MACH-BIND HD 6-32 X 1/4 LG	ATT PT	1		
- 67	257429	.	PIN,SPRING- 0.167 X 0.375 LG	ATT PT	1		
- 68	352732	.	ROD-LATCH		1		
- 69	352725	.	PANEL-LOWER GLASS		1		
- 70	352740	.	CLIP-LOWER		2		
- 71	11598	.	NUT,PLAIN,HEX- 10-32 X 3/8 FL W	ATT PT	8		
- 72	9092	.	WASHER,LOCK-SPLIT 0.194 X 0.377 OD	ATT PT	8		
- 73	47242	.	WASHER,FL-NO. 12 X 1/2 OD X 0.062 THK	ATT PT	8		
- 74	352748	.	PANEL-LOWER FRONT-RIGHT		1		
- 74	352749	.	PANEL-LOWER FRONT-LEFT		1		
- 75	28413	.	SCREW,MACH-BIND HD 10-32 X 5/16 LG	ATT PT	8		
- 76	528583	.	TRIM-BOTTOM DOOR CHECK		1		
- 77	186759	.	SCREW,MACH-BIND HD 8-32 X 1/32 LG	ATT PT	3		
- 78	352723	.	FILLER-LOWER FRONT DOOR PANEL		1		
- 79	352733	.	BRACKET-BOTTOM COVER-INNER		2		
- 80	530916	.	SCREW,CAP,SOC HD- 10-32 X 1-1/4 LG	ATT PT	4		
- 81	9092	.	WASHER,LOCK-SPLIT 0.194 X 0.377 OD	ATT PT	4		
- 82	47242	.	WASHER,FL-NO. 12 X 1/2 OD X 0.062 THK	ATT PT	4		
- 83	11598	.	NUT,PLAIN,HEX- 10-32 X 3/8 FL W	ATT PT	4		
- 84	526210	.	ANGLE,DOOR FRAME		4		
- 85	437763	.	SCREW,CAP,SOC HD	ATT PT	4		
- 86	104763	.	SCREW,CAP,SOC HD- 10-32 X 1/2 LG	ATT PT	16		
- 87	141071	.	SPRING,HELICAL,EXTENSION- 15.5 RNS		1		
- 88	38346	.	SCREW,MACH-FH 6-32 X 1/8 LG		1		
- 89	535654	.	LATCH-DOOR CHECK		1		
- 90	2300	.	SCREW,MACH-FIL H 8-32 X 1/4 LG	ATT PT	1		
- 91	1090873	.	WASHER,LOCK-SPLIT NO. 8 X 0.296 OD	ATT PT	1		
- 92	22478	.	WASHER,FL- 0.170 ID 0.375 OD 0.032 THK	ATT PT	1		
- 93	535806	.	SLIDE-DOOR CHECK		1		
- 94	32042	.	SCREW,MACH-BIND HD 10-32 X 3/8 LG	ATT PT	5		
- 95	535728	.	RETAINER-LOWER DOOR SEAL		1		
- 96	55918	.	SCREW,MACH-BIND HD 10-32 X 5/8 LG	ATT PT	5		
- 97	47242	.	WASHER,FL-NO. 12 X 1/2 OD X 0.062 THK	ATT PT	5		
- 98	535777	.	SEAL-DOOR		AR		
- 99	535729	.	SPACER-LOWER DOOR SEAL		1		
-100	352753	.	FRAME-FRONT DOOR-RIGHT		1		
-101	352754	.	FRAME-FRONT DOOR-LEFT		1		
-102	352752	.	FRAME-FRONT DOOR-LOWER		1		

LIST AND INDEX NO.	PART NO.	DESCRIPTION	UNITS PER ASM.	USABLE ON CODE
		REAR COVER ASSEMBLY		
4 -	529750	COVER ASSEMBLY-REAR SEE LIST 2-123 FOR NEXT HIGHER ASSEMBLY AND FIG. 4 FOR ILLUSTRATION	REF	
- 1	529752	. TRIM-REAR DOOR-UPPER	1	
- 2	529753	. TRIM-REAR DOOR-BOTTOM	1	
- 3	186758	. SCREW,MACH-BIND HD 8-32 X 7/16 LG	ATT PT	8
- 4	22478	. WASHER,FL- 0.170 ID 0.375 OD 0.032 THK	ATT PT	8
- 5	510810	. WASHER,FL-NO. 8 X 7/16 OD X 1/32 THK	ATT PT	8
- 6	529749	. PIVOT-UPPER HINGE	1	
- 7	529748	. PLATE-LOWER HINGE PIVOT	1	
- 8	25891	. SCREW,MACH-FL CSK HD 10-32 X 1/2 LG	ATT PT	4
- 9	529795	. DOOR-REAR	1	
- 10	3550	. WASHER,FL- 1/4 X 9/16 OD X 0.050 THK	1	
- 11	529755	. BRACKET	1	
- 12	529754	. BRACKET-LOWER REAR DOOR MOUNTING	1	
- 13	120211	. SCREW,MACH-HEX HD 10-32 X 1/2 LG	ATT PT	4
- 14	9092	. WASHER,LOCK-SPLIT 0.194 X 0.377 OD	ATT PT	4
- 15	47242	. WASHER,FL-NO. 12 X 1/2 OD X 0.062 THK	ATT PT	4
- 16	529745	. TRIM-REAR	2	
- 17	38457	. SCREW,MACH-FH 8-32 X 3/4 LG	ATT PT	2
- 18	120211	. SCREW,MACH-HEX HD 10-32 X 1/2 LG	ATT PT	6
- 19	9092	. WASHER,LOCK-SPLIT 0.194 X 0.377 OD	ATT PT	6
- 20	47242	. WASHER,FL-NO. 12 X 1/2 OD X 0.062 THK	ATT PT	6
- 21	529746	. BRACKET-REAR TRIM MOUNTING	6	
- 22	120211	. SCREW,MACH-HEX HD 10-32 X 1/2 LG	ATT PT	6
- 23	9092	. WASHER,LOCK-SPLIT 0.194 X 0.377 OD	ATT PT	6
- 24	47242	. WASHER,FL-NO. 12 X 1/2 OD X 0.062 THK	ATT PT	6
- 25	348427	. CATCH-GATE DOOR	2	
- 26	10170	. SCREW,MACH-BIND HD 6-32 X 1/4 LG	ATT PT	4
- 27	529747	. MOUNTING-LATCH-REAR DOOR	2	
- 28	120211	. SCREW,MACH-HEX HD 10-32 X 1/2 LG	ATT PT	4
- 29	9092	. WASHER,LOCK-SPLIT 0.194 X 0.377 OD	ATT PT	4
- 30	47242	. WASHER,FL-NO. 12 X 1/2 OD X 0.062 THK	ATT PT	4
- 31	528815	. COVER ASSEMBLY-CENTER DOOR	NP	
- 32	528792	. . BAR-LOWER CENTER	1	
- 33	129654	. . SCREW,CAP,SOC HD- 10-32 X 3/4 LG	ATT PT	3
- 34	9092	. . WASHER,LOCK-SPLIT 0.194 X 0.377 OD	ATT PT	3
- 35	11598	. . NUT,PLAIN,HEX- 10-32 X 3/8 FL W	ATT PT	3
- 36	528753	. . PIN-PIVOT DOOR SLOT DR 10-32 X 5/16LG OA	1	
- 37	351031	. . COVER-LOWER CENTER DOOR	1	
- 38	528753	. PIN-PIVOT DOOR SLOT DR 10-32 X 5/16LG OA	1	
- 39	348505	. BRACKET-CENTER DOOR-UPPER	1	
- 40	348503	. BRACKET-CENTER DOOR-LOWER	1	
- 41	257622	. SCREW,MACH-HEX HD 10-32 X 5/8 LG	ATT PT	4
- 42	47242	. WASHER,FL-NO. 12 X 1/2 OD X 0.062 THK	ATT PT	8
- 43	9092	. WASHER,LOCK-SPLIT 0.194 X 0.377 OD	ATT PT	4
- 44	11598	. NUT,PLAIN,HEX- 10-32 X 3/8 FL W	ATT PT	4
- 45	348504	. BRACKET-CENTER DOOR-UPPER FRAME	1	
- 46	348502	. BRACKET-CENTER DOOR-LOWER FRAME	1	
- 47	120211	. SCREW,MACH-HEX HD 10-32 X 1/2 LG	ATT PT	4
- 48	9092	. WASHER,LOCK-SPLIT 0.194 X 0.377 OD	ATT PT	4
- 49	47242	. WASHER,FL-NO. 12 X 1/2 OD X 0.062 THK	ATT PT	4
- 50	528839	. LATCH-TRIM BAR	1	
- 51	257973	. SETSCREW-SPLINE DR CUP PT 6-32 X 5/16 LG	ATT PT	1
- 52	529741	. BRACKET-REAR DOOR HINGE-LEFT	1	
- 53	529742	. BRACKET-REAR DOOR HINGE-RIGHT	1	
- 54	120211	. SCREW,MACH-HEX HD 10-32 X 1/2 LG	ATT PT	4
- 55	9092	. WASHER,LOCK-SPLIT 0.194 X 0.377 OD	ATT PT	4

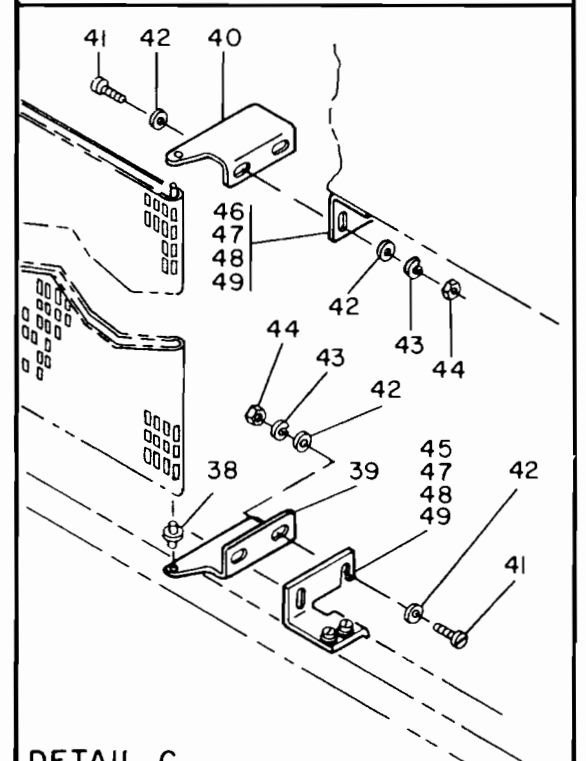




DETAIL A



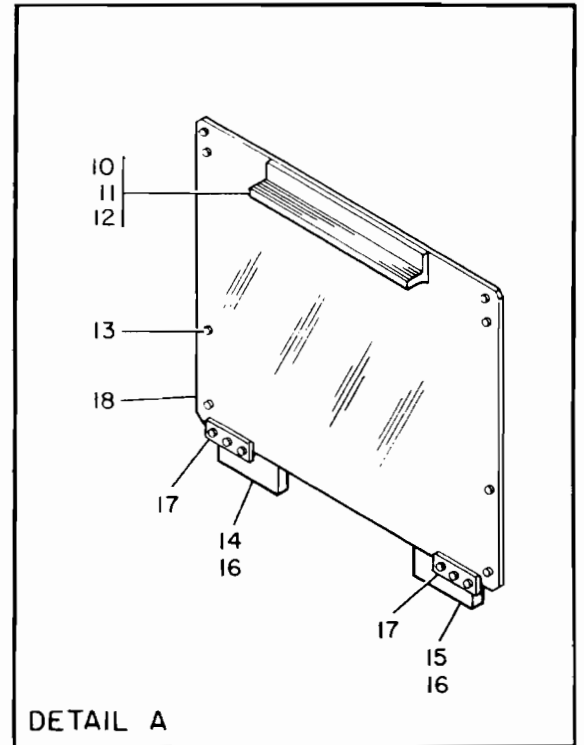
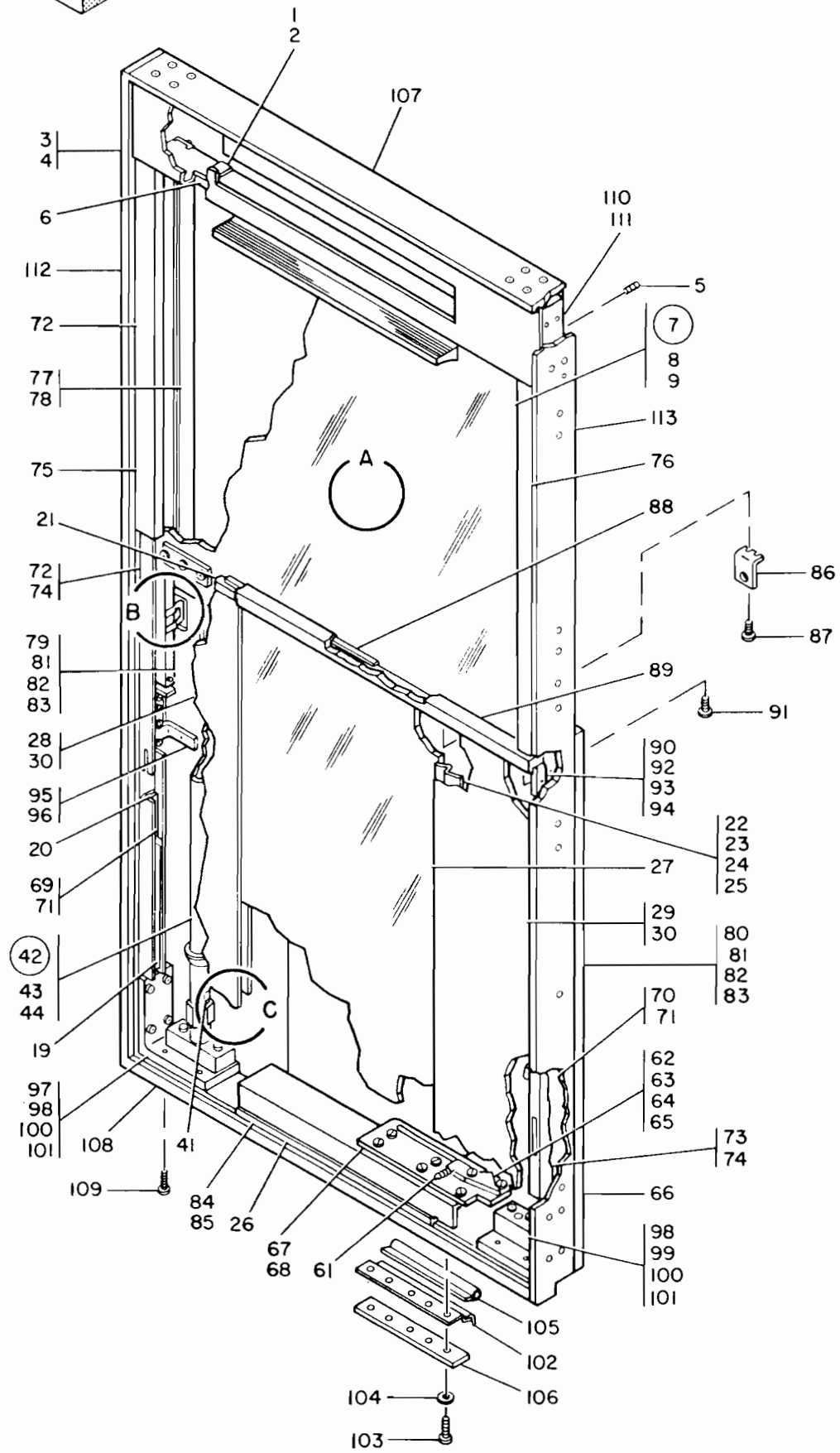
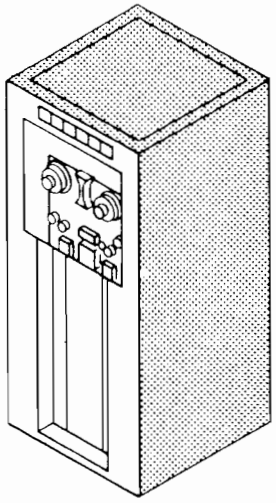
DETAIL B



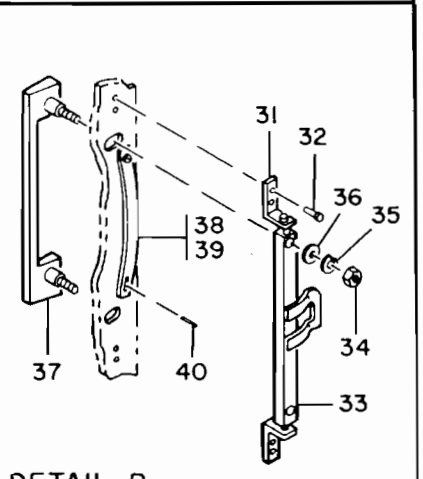
DETAIL C

FIGURE 4. REAR COVER ASSEMBLY. SEE LIST 4.

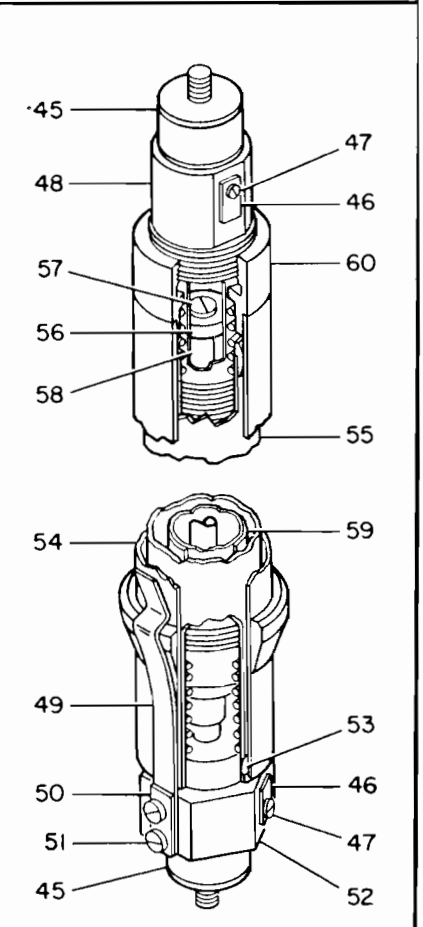
LIST AND INDEX NO.	PART NO.	DESCRIPTION	UNITS PER ASM.	USABLE ON CODE
		REAR COVER ASSEMBLY -CONT		
4 - 56	47242	. WASHER,FL-NO. 12 X 1/2 OD X 0.062 THK	ATT PT	4
- 57	529740	. COVER-LOWER REAR		2
- 58	131962	. WASHER,FL-NO. 12 X 5/16 OD X 1/16 THK		1
- 59	348427	. CATCH-GATE DOOR		2
- 60	10170	. SCREW,MACH-BIND HD 6-32 X 1/4 LG	ATT PT	4
- 61	529744	. BAR-LOWER RIGHT TRIM		1
- 62	529743	. BAR-LOWER LEFT TRIM		1
- 63	120211	. SCREW,MACH-HEX HD 10-32 X 1/2 LG	ATT PT	4
- 64	9092	. WASHER,LOCK-SPLIT 0.194 X 0.377 OD	ATT PT	4
- 65	47242	. WASHER,FL-NO. 12 X 1/2 OD X 0.062 THK	ATT PT	4
- 66	528708	. BRACKET-LOWER		2
- 67	120211	. SCREW,MACH-HEX HD 10-32 X 1/2 LG	ATT PT	4
- 68	9092	. WASHER,LOCK-SPLIT 0.194 X 0.377 OD	ATT PT	4
- 69	47242	. WASHER,FL-NO. 12 X 1/2 OD X 0.062 THK	ATT PT	4
- 70	352379	. BRACKET-REAR KICK PLATE RIGHT		1
- 71	352378	. BRACKET-REAR KICK PLATE LEFT		1
- 72	186759	. SCREW,MACH-BIND HD 8-32 X 1/32 LG	ATT PT	4
- 73	22478	. WASHER,FL- 0.170 ID 0.375 OD 0.032 THK	ATT PT	4
		DOOR ASSEMBLY		
5 -	5345050	DOOR ASSEMBLY SEE LIST 2-158 FOR NEXT HIGHER ASSEMBLY AND FIG. 5 FOR ILLUSTRATION		REF
- 1	352508	. SPRING-SWITCH		1
- 2	48594	. SCREW,MACH-BIND HD 4-40 X 0.175 LG	ATT PT	1
- 3	535730	. PANEL-UPPER CONTROL		1
- 4	38235	. SCREW,MACH-FIL H 6-32 X 5/16 LG	ATT PT	2
- 5	81404	. SETSCREW-SPLINE DR FP 8-32 X 1/4 LG	ATT PT	2
- 6	530659	. SEAL-CONTROL PANEL		AR
- 7	5345079	. DOOR ASSEMBLY, GLASS		1
- 8	3960	. NUT,PLAIN,HEX- 1/4-20 X 7/16 FL W	ATT PT	2
- 9	3550	. WASHER,FL- 1/4 X 9/16 OD X 0.050 THK	ATT PT	2
- 10	352745	. HANDLE-DOOR-UPPER		1
- 11	5528	. SCREW,MACH-BIND HD 8-32 X 5/8 LG	ATT PT	3
- 12	504852	. WASHER,NM-NO. 9 X 3/8 OD X 1/32 THK	ATT PT	3
- 13	352755	. GLIDE-SLIDING GLASS DOOR		8
- 14	5345078	. BRACKET,WINDOW TUBE MOUNTING-LEFT		1
- 15	5345077	. BRACKET,WINDOW TUBE MOUNTING-RIGHT		1
- 16	322552	. SCREW,MACH-BIND HD 6-32 X 7/8 LG	ATT PT	6
- 17	5345076	. PLATE,WINDOW NUT		2
- 18	352739	. PANEL-UPPER-GLASS		1
- 19	5344979	. SEAL, GLASS		2
- 20	353598	. FILLER		AR
- 21	535821	. SEAL-SLIDING GLASS		1
- 22	352740	. CLIP-LOWER		2
- 23	11598	. NUT,PLAIN,HEX- 10-32 X 3/8 FL W	ATT PT	10
- 24	9092	. WASHER,LOCK-SPLIT 0.194 X 0.377 OD	ATT PT	10
- 25	47242	. WASHER,FL-NO. 12 X 1/2 OD X 0.062 THK	ATT PT	10
- 26	352723	. FILLER-LOWER FRONT DOOR PANEL		1
- 27	352725	. PANEL-LOWER GLASS		1
- 28	352749	. PANEL-LOWER FRONT-LEFT		1
- 29	352748	. PANEL-LOWER FRONT-RIGHT		1
- 30	28413	. SCREW,MACH-BIND HD 10-32 X 5/16 LG	ATT PT	6



DETAIL A



DETAIL B



DETAIL C

FIGURE 5. DOOR ASSEMBLY. SEE LIST 5.

LIST AND INDEX NO.	PART NO.	DESCRIPTION				UNITS PER ASM.	USABLE ON CODE
		1	2	3	4		
		DOOR ASSEMBLY -CONT					
5 - 31	535753	.	HINGE-BRACKET			2	
- 32	38383	.	SCREW,MACH-FIL H 10-32 X 7/16 LG	ATT PT		4	
- 33	352732	.	ROD-LATCH			1	
- 34	11598	.	NUT,PLAIN,HEX- 10-32 X 3/8 FL W	ATT PT		2	
- 35	9092	.	WASHER,LOCK-SPLIT 0.194 X 0.377 OD	ATT PT		2	
- 36	47242	.	WASHER,FL-NO. 12 X 1/2 OD X 0.062 THK	ATT PT		2	
- 37	352738	.	HANDLE-DOOR LATCH			1	
- 38	554187	.	SPRING-DOOR LATCH			1	
- 39	10170	.	SCREW,MACH-BIND HD 6-32 X 1/4 LG	ATT PT		1	
- 40	257429	.	PIN,SPRING- 0.167 X 0.375 LG	ATT PT		1	
- 41	5355416	.	LABEL,CAUTION			2	
- 42	5345051	.	CYLINDER ASSEMBLY,WINDOW CUSHION			2	
- 43	3960	.	NUT,PLAIN,HEX- 1/4-20 X 7/16 FL W	ATT PT		2	
- 44	3550	.	WASHER,FL- 1/4 X 9/16 OD X 0.050 THK	ATT PT		2	
- 45	308081	.	STUD,RUBBER MOUNTED			2	
- 46	5345070	.	COVER,WINDOW TUBE VALVE			2	
- 47	10170	.	SCREW,MACH-BIND HD 6-32 X 1/4 LG	ATT PT		2	
- 48	5345073	.	COLLET,WINDOW TUBE			1	
- 49	5345071	.	SPRING,WINDOW TUBE DETENT			1	
- 50	337	.	SCREW,MACH-FIL H 8-32 X 3/8 LG	ATT PT		2	
- 51	5345069	.	PLATE,WINDOW SPRING MOUNTING			1	
- 52	5345068	.	COLLET,WINDOW			1	
- 53	38442	.	SCREW,MACH-FL CSK HD 6-32 X 1/4 LG	ATT PT		3	
- 54	5345072	.	SPRING,COMPRESSION			1	
- 55	5345053	.	TUBE ASSEMBLY,WINDOW SPRING GUIDE			1	
- 56	5345067	.	PISTON,WINDOW			1	
- 57	32042	.	SCREW,MACH-BIND HD 10-32 X 3/8 LG	ATT PT		1	
- 58	5345058	.	SHAFT,WINDOW PISTON			1	
- 59	5345064	.	TUBE ASSEMBLY,WINDOW			1	
- 60	5345052	.	COVER ASSEMBLY,WINDOW TUBE SPRING			1	
- 61	141071	.	SPRING,HELICAL,EXTENSION- 15.5 RNS			1	
- 62	535654	.	LATCH-DOOR CHECK			1	
- 63	2300	.	SCREW,MACH-FIL H 8-32 X 1/4 LG	ATT PT		1	
- 64	1090873	.	WASHER,LOCK-SPLIT NO. 8 X 0.296 OD	ATT PT		1	
- 65	22478	.	WASHER,FL- 0.170 ID 0.375 OD 0.032 THK	ATT PT		1	
- 66	38346	.	SCREW,MACH-FH 6-32 X 1/8 LG			1	
- 67	535806	.	SLIDE-DOOR CHECK			1	
- 68	32042	.	SCREW,MACH-BIND HD 10-32 X 3/8 LG	ATT PT		5	
- 69	5344976	.	TRACK,LEFT-TOP			1	
- 70	5344975	.	TRACK,RIGHT-TOP			1	
- 71	32042	.	SCREW,MACH-BIND HD 10-32 X 3/8 LG	ATT PT		8	
- 72	5344978	.	TRACK,LEFT-BOTTOM			1	
- 73	5344977	.	TRACK,RIGHT-BOTTOM			1	
- 74	28413	.	SCREW,MACH-BIND HD 10-32 X 5/16 LG	ATT PT		4	
- 75	352743	.	TRIM-UPPER-LEFT			1	
- 76	352744	.	TRIM-UPPER-RIGHT			1	
- 77	352737	.	TRIM-INNER-TOP			2	
- 78	10170	.	SCREW,MACH-BIND HD 6-32 X 1/4 LG	ATT PT		4	
- 79	5345080	.	TRIM,INNER-LOWER LEFT			1	
- 80	5345081	.	TRIM,INNER-LOWER RIGHT			1	
- 81	28413	.	SCREW,MACH-BIND HD 10-32 X 5/16 LG	ATT PT		2	
- 82	55918	.	SCREW,MACH-BIND HD 10-32 X 5/8 LG	ATT PT		2	
- 83	47242	.	WASHER,FL-NO. 12 X 1/2 OD X 0.062 THK	ATT PT		4	
- 84	5345082	.	TRIM,LOWER DOOR			1	
- 85	186759	.	SCREW,MACH-BIND HD 8-32 X 1/32 LG	ATT PT		3	
- 86	352724	.	BRACKET-FRONT-LOWER PANEL			2	
- 87	55726	.	SCREW,MACH-BIND HD 6-32 X 3/16 LG	ATT PT		4	
- 88	352726	.	SEAL-CEN FRAME			1	

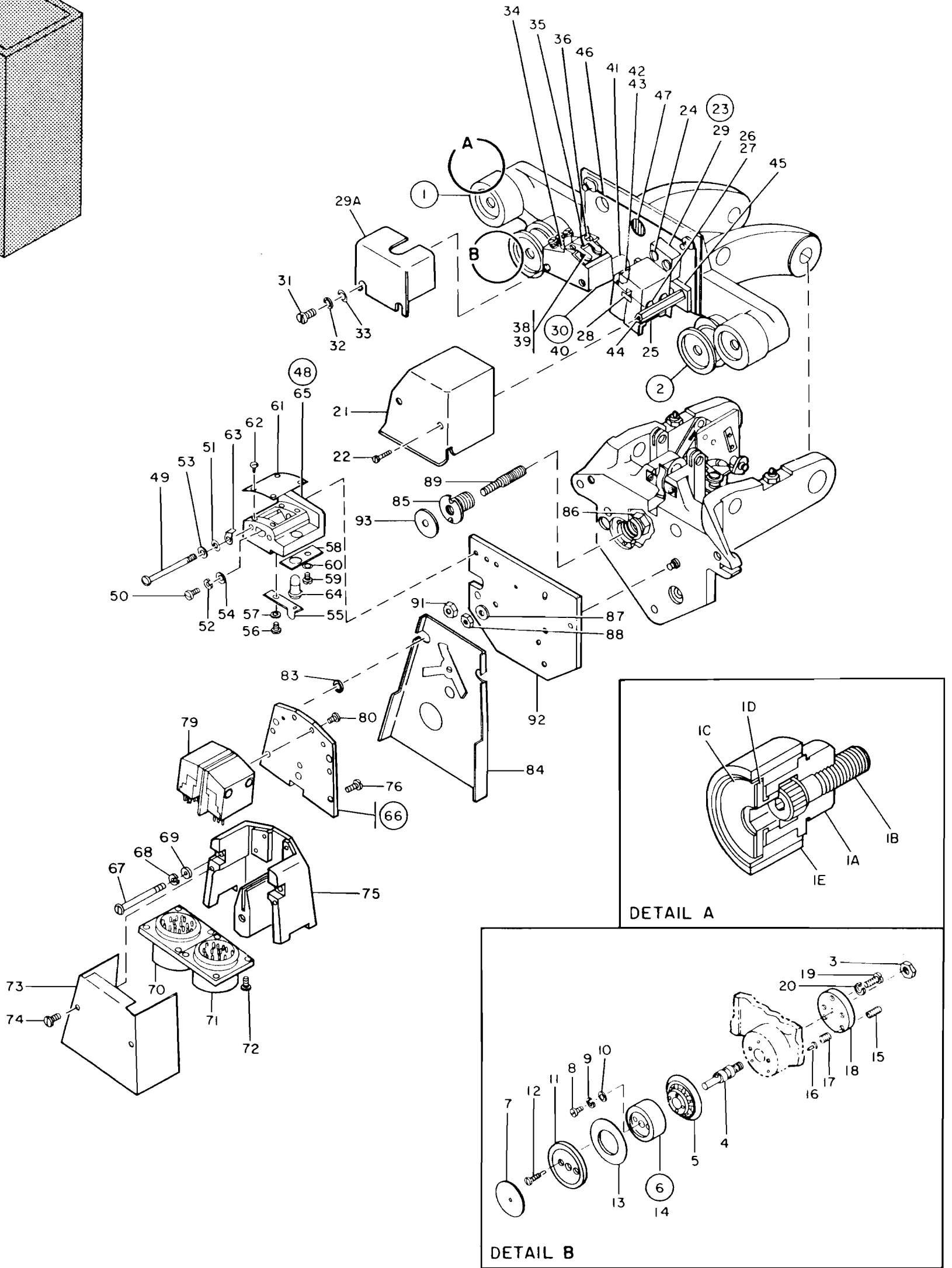



FIGURE 6. TAPE GUIDE AND HEAD ASSEMBLY. SHEET 1 OF 2, INDEX NOS. 1-93. SEE LIST 6.

LIST AND INDEX NO.	PART NO.	DESCRIPTION				UNITS PER ASM.	USABLE ON CODE
		1	2	3	4		
		DOOR ASSEMBLY -CONT					
5 - 89	352735	. BAR-CENTER FRONT DOOR				1	
- 90	55726	. SCREW,MACH-BIND HD 6-32 X 3/16 LG				4	
- 91	352736	. BRACKET-FRONT DOOR				2	
- 92	38353	. SCREW,MACH-FIL H 6-32 X 7/16 LG				4	
- 93	6364	. WASHER,LOCK-SPLIT NO. 6 X 1/4 OD				4	
- 94	257986	. WASHER,FL-NO. 6 X 5/8 OD X 0.035 THK				4	
- 95	5345083	. BRACKET,INNER COVER				2	
- 96	32042	. SCREW,MACH-BIND HD 10-32 X 3/8 LG				4	
- 97	5345074	. BLOCK,WINDOW TUBE MOUNTING-LEFT				1	
- 98	5345075	. BLOCK,WINDOW TUBE MOUNTING-RIGHT				1	
- 99	287499	. SCREW,MACH-FIL HD 10-32 X 1-5/8 LG				4	
-100	47242	. WASHER,FL-NO. 12 X 1/2 OD X 0.062 THK				4	
-101	11598	. NUT,PLAIN,HEX- 10-32 X 3/8 FL W				4	
-102	535728	. RETAINER-LOWER DOOR SEAL				1	
-103	55918	. SCREW,MACH-BIND HD 10-32 X 5/8 LG				5	
-104	47242	. WASHER,FL-NO. 12 X 1/2 OD X 0.062 THK				5	
-105	535777	. SEAL-DOOR				1	
-106	535729	. SPACER-LOWER DOOR SEAL				1	
-107	535719	. FRAME-FRONT DOOR UPPER				1	
-108	352752	. FRAME-FRONT DOOR-LOWER				1	
-109	437763	. SCREW,CAP,SOC HD				12	
-110	526210	. ANGLE,DOOR FRAME				4	
-111	104763	. SCREW,CAP,SOC HD- 10-32 X 1/2 LG				16	
-112	352754	. FRAME-FRONT DOOR-LEFT				1	
-113	352753	. FRAME-FRONT DOOR-RIGHT				1	
		TAPE GUIDE AND HEAD ASSEMBLY					
6 -	347891	TAPE GUIDE AND HEAD ASSEMBLY SEE LIST 1-16 FOR NEXT HIGHER ASSEMBLY AND FIG. 6 FOR ILLUSTRATION				REF	1
-	347892	TAPE GUIDE AND HEAD ASSEMBLY SEE LIST 1-16 FOR NEXT HIGHER ASSEMBLY AND FIG. 6 FOR ILLUSTRATION				REF	2
- 1	526035	. CAPSTAN ASSEMBLY-STOP				2	
- 1A	352486	. . HUB-ECCENTRIC				1	
- 1B	352485	. . SCREW,MACH SH 1/4-20 X 27/32 LG				1	
- 1C	352483	. . DISK-DECROTIVE-STOP CAPSTAN				1	
- 1D	352484	. . CAP-STOP CAPSTAN				1	
- 1E	352488	. . HOUSING-STOP CAPSTAN				1	
- 2	528365	. GUIDE ASSEMBLY-SPLIT				2	
- 3	528234	. NUT,PLAIN,HEX- 10-40 X 3/8 FL W				2	
- 4	352472	. . STUD ASSEMBLY-SPLIT GUIDE				1	
- 5	528355	. . FLANGE ASSEMBLY-REAR SPLIT GUIDE				1	
- 6	528360	. . FLANGE ASSEMBLY-OUTER AND CENTER BODY				1	
- 7	528371	. . . DISK-SPLIT GUIDE DECORATIVE				1	
- 8	186923	. . . SCREW,CAP,SOC HD- 4-40 X 1/4 LG				1	
- 9	257984	. . . WASHER,LOCK-SPLIT NO. 4 X 0.212 OD				1	
- 10	257985	. . . WASHER,FL-NO. 4 X 1/4 OD X 0.022 THK				1	
- 11	528362	. . . RING-OUTER FLANGE DECORATIVE				1	
- 12	528367	. . . SCREW,MACH-BIND HD 2-56 X 19/32 LG				2	
- 13	528372	. . . INSERT-SPLIT GUIDE FLANGE				1	
- 14	528361	. . . BODY-SPLIT GUIDE CENTER				1	
- 15	530677	. STUD-SPRING ADJUSTING				6	

LIST AND INDEX NO.	PART NO.	DESCRIPTION				UNITS PER ASM.	USABLE ON CODE
		1	2	3	4		
TAPE GUIDE AND HEAD ASSEMBLY -CONT							
6 - 16	528249	.	PIN,STR,HEADED-	0.061 DIA X 3/16 LG		6	
- 17	530695	.	SPRING,HELICAL,COMPR-	18 TURNS		6	
- 18	530676	.	NUT-SPLIT GUIDE			2	
- 19	38352	.	SCREW,MACH-FIL H 6-32 X 3/8 LG		ATT PT	4	
- 20	6364	.	WASHER,LOCK-SPLIT NO. 6 X 1/4 OD		ATT PT	4	
- 21	526054	.	SHIELD-UPPER HEAD			1	
- 22	438566	.	SCREW,MACH-UNDRCT BIND HD 6-32 X 1/8 LG		ATT PT	2	
- 23	352791	.	SHIELD AND BLOCK ASSEMBLY-H			1	
- 24	322065	.	SCREW,MACH-BIND HD 6-32 X 5/8 LG		ATT PT	2	
- 25	352783	.	SHIELD ASSEMBLY-H			1	
- 26	530614	.	SCREW,MACH-BIND HD 2-56 X 15/16 LG		ATT PT	2	
- 27	36823	.	NUT,PLAIN,HEX- 2-56 X 3/16 FL W		ATT PT	2	
- 28	526298	.	SPRING-SHIELD			3	
- 29	352391	.	BLOCK-SHIELD MOUNTING			1	
- 29A	529295	.	COVER-PHOTOCELL HOLDER			1	
- 30	528193	.	HOLDER ASSEMBLY,PHOTOELECTRIC CELL			1	
- 31	438563	.	SCREW,MACH-FIL H 6-32 X 1-1/2 LG		ATT PT	2	
- 32	6364	.	WASHER,LOCK-SPLIT NO. 6 X 1/4 OD		ATT PT	2	
- 33	257986	.	WASHER,FL-NO. 6 X 5/8 OD X 0.035 THK		ATT PT	2	
- 34	528194	.	SEMICONDUCTOR DEVICE,DIODE			2	
- 35	516186	.	SPRING-CONTACT			2	
- 36	38350	.	SCREW,MACH-FIL H 6-32 X 1/4 LG		ATT PT	2	
- 38	516188	.	LAMP,INCANDESCENT- 6V 200 MA			2	
- 39	516187	.	JUMPER-BRASS			1	
- 40	516190	.	HOLDER,PHOTOELECTRIC CELL			1	
- 41	528224	.	SLEEVE- 0.149 ID X 3/8 OD X 3/8 THK OA			2	
- 42	352502	.	HEAD ASSEMBLY-ERASE			1	
- 43	528366	.	SCREW,CAP,SOC HD- 4-40 X 1/4 LG		ATT PT	1	
- 44	352784	.	STANDOFF-SHIELD			2	
- 45	352785	.	PLATE-ERASE HEAD MTG			1	
- 46	528338	.	SHIELD-UPPER			1	
- 47	313453	.	LATCH-CARD FEED COVER			1	
- 48	528215	.	BLOCK ASSEMBLY-TAPE CLEANER			1	
- 49	528334	.	SCREW,MACH-FIL H 6-32 X 1.590 LG		ATT PT	2	
- 50	5644	.	SCREW,MACH-FIL H 6-32 X 5/8 LG		ATT PT	1	
- 51	62031	.	WASHER,LOCK-INT TEETH NO. 6 X 0.295 OD		ATT PT	2	
- 52	6364	.	WASHER,LOCK-SPLIT NO. 6 X 1/4 OD		ATT PT	1	
- 53	257986	.	WASHER,FL-NO. 6 X 5/8 OD X 0.035 THK		ATT PT	2	
- 54	29961	.	WASHER,FL-NO. 8 X 1/4 OD X 1/32 THK		ATT PT	1	
- 55	528318	.	SPRING-TERMINAL			1	
- 56	38262	.	SCREW,MACH-FIL H 4-40 X 1/4 LG		ATT PT	1	
- 57	257985	.	WASHER,FL-NO. 4 X 1/4 OD X 0.022 THK		ATT PT	1	
- 58	528297	.	TERMINAL,LUG-LAMP 0.257 IN. MTG HOLE			1	
- 59	38262	.	SCREW,MACH-FIL H 4-40 X 1/4 LG		ATT PT	1	
- 60	257985	.	WASHER,FL-NO. 4 X 1/4 OD X 0.022 THK		ATT PT	1	
- 61	512449	.	BLADE-TAPE CLEANER			1	
- 62	554195	.	SCREW		ATT PT	4	
- 63	530900	.	JUMPER			1	
- 64	516188	.	LAMP,INCANDESCENT- 6V 200 MA			1	
- 65	528216	.	BLOCK-TAPE CLEANER			1	
- 66	526292	.	PLATE ASSEMBLY-READ AND WRITE HEAD			1	1
- 66	526295	.	PLATE ASSEMBLY-READ AND WRITE HEAD			1	2
- 67	528334	.	SCREW,MACH-FIL H 6-32 X 1.590 LG		ATT PT	3	
- 68	6364	.	WASHER,LOCK-SPLIT NO. 6 X 1/4 OD		ATT PT	3	
- 69	1090199	.	WASHER,FL-NO. 6 X 9/32 OD X 0.031 THK		ATT PT	3	
- 70	351009	.	CONNECTOR ASSEMBLY-WRITE HEAD			1	
- 71	351008	.	CONNECTOR ASSEMBLY-READ HEAD			1	
- 72	251970	.	SCREW,MACH-BIND HD 4-40 X 1/4 LG		ATT PT	8	

LIST AND INDEX NO.	PART NO.	DESCRIPTION				UNITS PER ASM.	USABLE ON CODE
		1	2	3	4		
		TAPE GUIDE AND HEAD ASSEMBLY -CONT					
6 - 73	528694	. . SHIELD-READ WRITE HEAD				1	
- 74	10170	. . SCREW,MACH-BIND HD 6-32 X 1/4 LG				2	
- 75	347898	. . HOUSING				1	
- 76	352708	. . SHIELD-INNER HEAD				2	
- 79	530655	. . HEAD ASSEMBLY-TWO GAP READ AND WRITE USED ON ASSEMBLY 526292 ONLY				1	
- 79	528690	. . HEAD ASSEMBLY-TWO GAP READ AND WRITE USED ON ASSEMBLY 526295 ONLY				1	
- 80	528667	. . SCREW,MACH-FIL H 2-56 X 1/4 LG				ATT PT	4
- 83	528369	. SHIM- 0.149 ID X 0.3125 OD X 0.0030 THK				AR	
- 83	528379	. SHIM- 0.149 ID X 0.3125 OD X 0.0100 THK				AR	
- 83	528389	. SHIM- 0.149 ID X 0.3125 OD X 0.0020 THK				AR	
- 84	526058	. SHIELD ASSEMBLY-LOWER HEAD				1	
- 85	333091	. FITTING-HD PL ADJ				1	
- 86	8163	. NUT,PLAIN,HEX- 3/8-24 X 9/16 FL W				1	
- 87	154548	. SPACER- 0.385 ID X 5/8 OD X 0.0625 THK				1	
- 88	11598	. NUT,PLAIN,HEX- 10-32 X 3/8 FL W				1	
- 89	333096	. STUD-HEAD PLATE ADJUSTMENT				1	
- 91	11598	. NUT,PLAIN,HEX- 10-32 X 3/8 FL W				1	
- 92	347884	. PLATE-HEAD MOUNTING				1	
- 93	333095	. WASHER,SPRING TENSION-HEAD ADJUSTMENT				2	
- 94	173393	. STRAP,RETAINING-CABLE				1	
- 95	251970	. SCREW,MACH-BIND HD 4-40 X 1/4 LG				ATT PT	1
- 96	141344	. STRAP,RETAINING-CABLE				2	
- 97	38262	. SCREW,MACH-FIL H 4-40 X 1/4 LG				ATT PT	2
- 98	257984	. WASHER,LOCK-SPLIT NO. 4 X 0.212 OD				ATT PT	2
- 99	528227	. SEAL-HEAD PLUG				1	
-100	438538	. SCREW,MACH-UNDRCT BIND HD 2-56 X 1/4 LG				ATT PT	2
-101	535686	. WASHER,LOCK-INT TEETH NO. 2 X 0.180 OD				ATT PT	2
-101	263217	. WASHER,LOCK-INT TEETH NO. 2 X 0.180 OD				ATT PT	2
-102	528248	. PLATE-HEAD PLUG GUIDE				1	
-103	530747	. CABLE ASSEMBLY-PHOTO SENSE SEE LIST 39-60A,-60B,-68,-72 AND -77 FOR COMPONENT PARTS				1	
-104	528223	. BRACKET-HEAD PLUG MOUNTING				1	
-105	38352	. SCREW,MACH-FIL H 6-32 X 3/8 LG				ATT PT	2
-106	6364	. WASHER,LOCK-SPLIT NO. 6 X 1/4 OD				ATT PT	2
-113	35739	. SCREW,MACH-BIND HD 6-32 X 15/16 LG				2	
-114	352788	. SHIM-HEAD PLATE MTG				1	
-114A	805069	. SHIM-CARRIAGE ROLLER				AR	
-115	528264	. RING,RETAINING-EXT 0.122 ID X 0.025 THK				1	
-116	528218	. ARM-TENSION RIGHT HAND				1	
-117	126065	. STUD-LATCH PAWL LINK				1	
-118	528255	. ROD ASSEMBLY-LOCK				1	
-119	126065	. STUD-LATCH PAWL LINK				1	
-120	528274	. FELT-OIL UPPER				2	
-121	1092125	. RING,RETAINING-EXT 0.145 ID X 0.025 THK				2	
-122	528243	. LINK-GEAR SEGMENT				1	
-123	528247	. LINK-HEAD LOCK				2	
-124	528287	. FELT-OIL LOWER				2	
-125	1073462	. SETSCREW-SPLINE DR FLAT PT 6-32 X 3/16				2	
-126	528219	. SHAFT-GEAR SEGMENT				1	
-127	528239	. ROD-LOWER LOCK				1	
-128	528229	. GEAR-HEAD RAISING				1	
-129	11598	. NUT,PLAIN,HEX- 10-32 X 3/8 FL W				2	
-130	528336	. PLUNGER-SPRING LOADED				2	
-131	528240	. SWITCH ASSEMBLY				1	
-132	337	. SCREW,MACH-FIL H 8-32 X 3/8 LG				2	



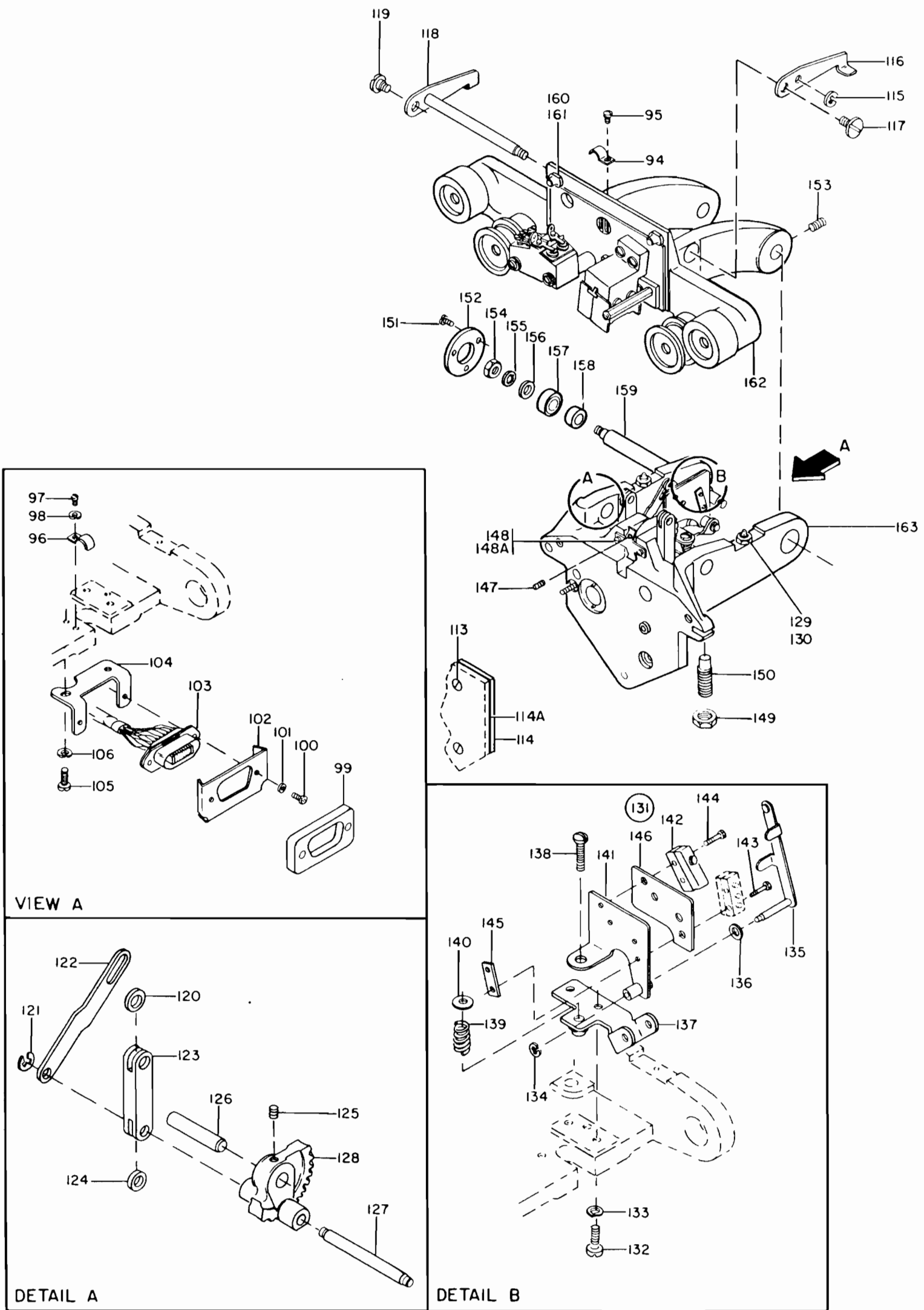


FIGURE 6. TAPE GUIDE AND HEAD ASSEMBLY. SHEET 2 OF 2, INDEX NOS. 94-163. SEE LIST 6.

LIST AND INDEX NO.	PART NO.	DESCRIPTION				UNITS PER ASM.	USABLE ON CODE
		1	2	3	4		
TAPE GUIDE AND HEAD ASSEMBLY -CONT							
6 -133	1090873	. WASHER, LOCK-SPLIT NO. 8 X 0.296 OD				2	
-134	1073418	. . RING, RETAINING- 0.094 ID X 0.230 OD				1	
-135	528260	. . LINK ASSEMBLY				1	
-136	20038	. . WASHER, FL-NO. 4 X 5/16 OD X 1/32 THK				1	
-137	528245	. . BRACKET ASSEMBLY-CLUTCH NUT				1	
-138	43525	. . SCREW, MACH-BIND HD 6-40 X 11/16 LG				1	
-139	528349	. . SPRING, HELICAL, COMPR- 5 TURNS LH				1	
-140	1090970	. . WASHER, FL-NO. 6 X 3/8 OD X 0.020 THK				1	
-141	528265	. . BRACKET ASSEMBLY-MOUNTING				1	
-142	528324	. . SWITCH-SENSITIVE				2	
-143	528289	. . SCREW, MACH-HEX HD 2-56 X 1/2 LG				2	
-144	528288	. . SCREW, MACH-HEX HD 2-56 X 3/8 LG				2	ATT PT
-145	535169	. . PLATE-SWITCH ADJUSTING				1	
-146	528242	. . INSULATOR-SWITCH BRACKET				1	
-147	362130	. SETSCREW				1	
-148	554163	. SPRING				2	
-148A	38235	. SCREW, MACH-FIL H 6-32 X 5/16 LG				2	ATT PT
-149	528237	. NUT, LOCK				2	
-150	528254	. STUD				2	
-151	528244	. RETAINER-HEAD MOUNTING BEARING				1	
-152	38264	. SCREW, MACH-FIL H 4-40 X 3/8 LG				3	
-153	134986	. SETSCREW-SPLINE DR CUP PT 10-32 X 1/2 LG				4	
-154	11598	. NUT, PLAIN, HEX- 10-32 X 3/8 FL W				2	
-155	56121	. WASHER, LOCK-INT TEETH NO. 10 X 0.381 OD				2	
-156	529291	. SLEEVE-HEAD MOUNTING SHAFT				2	
-157	110129	. BEARING				2	
-158	528238	. SPACER-PIVOT SHAFT				2	
-159	528232	. SHAFT-HEAD MOUNTING				1	
-160	352489	. STUD-LOCATING				2	
-161	352490	. STUD-COVER LOCATING				2	
-162	528230	. HEAD ASSEMBLY-UPPER				1	
-163	347895	. CASTING ASSEMBLY-LOWER				1	
CAPSTAN MOTOR AND SENSING SWITCH ASSEMBLY							
7 -	554126	CAPSTAN MOTOR AND SENSING SWITCH ASM SEE LIST 1-20 FOR NEXT HIGHER ASSEMBLY AND FIG. 7 FOR ILLUSTRATION				REF	1
-	528165	CAPSTAN MOTOR AND SENSING SWITCH ASM SEE LIST 1-20 FOR NEXT HIGHER ASSEMBLY AND FIG. 4 FOR ILLUSTRATION				REF	2
- 1	362132	. SWITCH ASM-CAPSTAN SENSING				1	
- 2	75449	. SCREW, CAP, SOC HD- 10-32 X 3/8 LG				2	ATT PT
- 3	9092	. WASHER, LOCK-SPLIT 0.194 X 0.377 OD				2	ATT PT
- 4	303577	. . JUMPER ASM-YEL 5 IN. 20AWG 1 TAPER LUG SEE LIST 39-71 FOR COMPONENT PARTS				6	
- 5	302090	. . CONNECTOR, RECP, ELEC- 24 FEMALE CONTACTS				1	
- 6	438549	. . SCREW, MACH-BIND HD 4-40 X 7/16 LG				1	ATT PT
- 7	302131	. . STRIP-TERMINAL BLOCK INSULATOR				1	
- 8	526064	. . SWITCH, SENSITIVE-CAPSTAN				2	
- 9	47987	. . NUT, PLAIN, HEX- 2-56 X 3/16 FL W				4	ATT PT
- 10	219549	. . WASHER, LOCK-SPLIT NO. 2 X 0.165 OD				4	ATT PT
- 11	45624	. . WASHER, FL-NO. 2 X 7/32 OD X 0.020 THK				4	ATT PT
- 12	526225	. . BRACKET-CAPSTAN SWITCH MOUNTING				1	

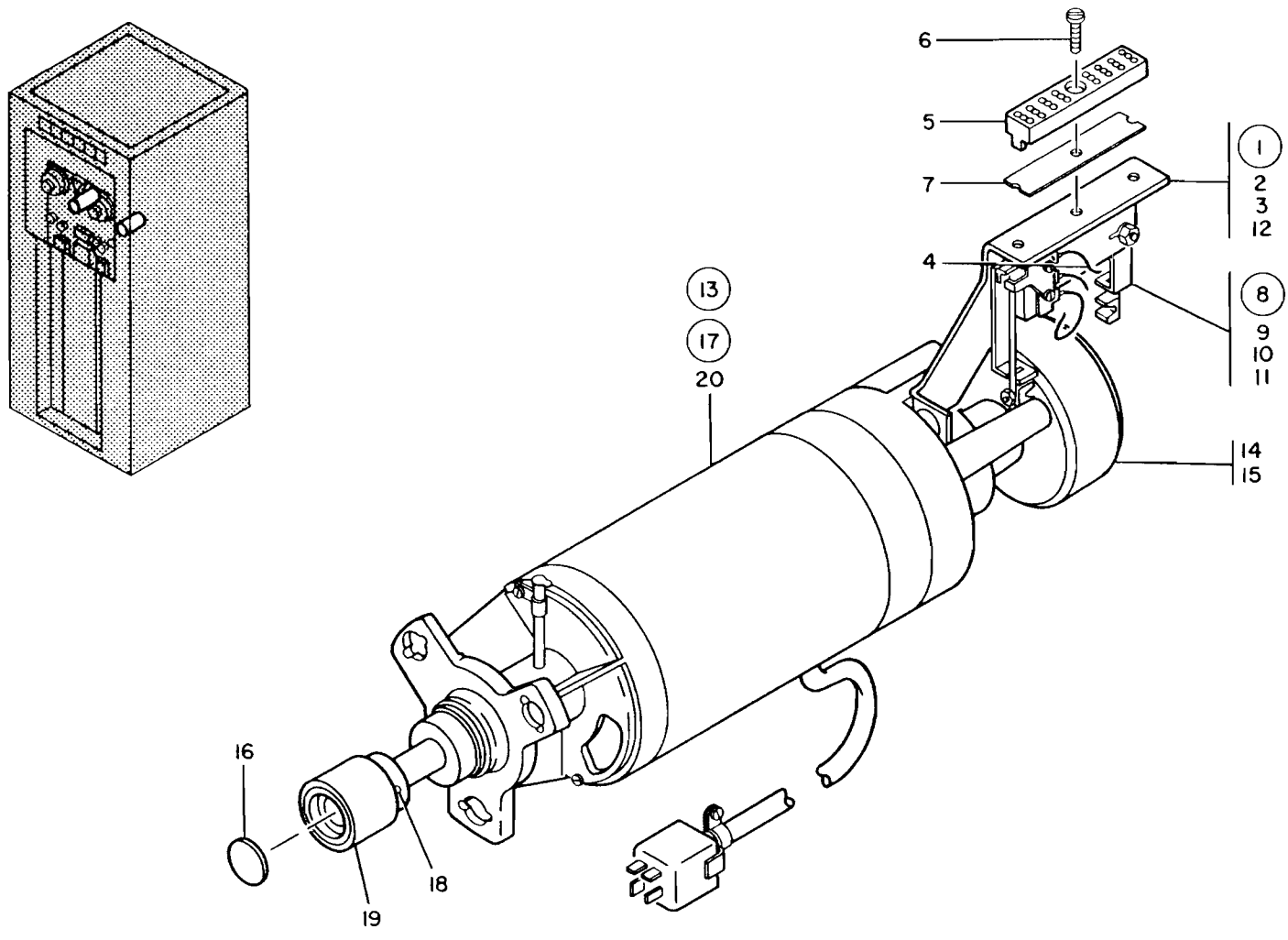


FIGURE 7. CAPSTAN MOTOR AND SENSING SWITCH ASSEMBLY. SEE LIST 7.

LIST AND INDEX NO.	PART NO.	DESCRIPTION				UNITS PER ASM.	USABLE ON CODE
		1	2	3	4		
CAPSTAN MOTOR AND SENSING SWITCH ASSEMBLY -CONT							
7 - 13	352506	.	.	.	.	1	1
- 13	352506	.	.	.	.	1	3
- 13	526259	.	.	.	.	1	2
- 13	526259	.	.	.	.	1	4
- 14	528186	.	.	.	.	1	
- 15	22867	.	.	.	.	1	
- 16	530946	.	.	.	.	1	
- 17	352505	.	.	.	.	1	1
- 17	352505	.	.	.	.	1	3
- 17	526270	.	.	.	.	1	2
- 17	526270	.	.	.	.	1	4
- 18	138298	.	.	.	.	1	
- 19	361913	.	.	.	.	1	
- 20	NO NO.	.	.	.	.	NP	

LIST AND INDEX NO.	PART NO.	DESCRIPTION	UNITS PER ASM.	USABLE ON CODE
		VACUUM SWITCH ASSEMBLIES		
8 -	5344891	SWITCH ASSEMBLY,VACUUM SEE LIST 1-23 FOR NEXT HIGHER ASSEMBLY AND FIG. 8 FOR ILLUSTRATION	REF	1
-	5344892	SWITCH ASSEMBLY,VACUUM SEE LIST 1-23 FOR NEXT HIGHER ASSEMBLY AND FIG. 8 FOR ILLUSTRATION	REF	2
- 1	515902	. COVER-VACUUM SWITCH	1	
- 2	5963	. SCREW,MACH-RH 5-40 X 1-1/4 LG	2	
- 3	257986	. WASHER,FL-NO. 6 X 5/8 OD X 0.035 THK	4	
- 4	23815	. NUT,PLAIN,HEX- 5-40 X 5/16 FL W	4	
- 5	25984	. SUPPORT-CONTACT SPRING	2	
- 6	125872	. SPRING- STIFFENER	2	
- 7	320896	. SPRING ASSEMBLY-UPPER CONTACT	2	
- 8	5345092	. TERMINAL	2	
- 9	5344896	. SHIM,VACUUM SWITCH	2	
- 10	5344897	. SHIM,VACUUM SWITCH	1	
- 12	5344974	. TERMINAL,VACUUM SWITCH	2	
- 13	11898	. INSULATOR-CONTACT SPRING	2	
- 14	118418	. SCREW,MACH-RH 5-40 X 5/32 LG	6	
- 15	306798	. TERMINAL-RELEASE KEY CONTACT	2	
- 16	320897	. SPRING ASSEMBLY-LOWER CONTACT	2	
- 17	125872	. SPRING- STIFFENER	2	
- 18	132622	. INSULATOR-SCR 0.128 ID 0.186 OD 29/32 LG	4	
- 19	7341	. NUT,PLAIN,HEX- 5-40 X 1/4 FL W	2	
- 20	5344968	. SPRING ASSEMBLY,CONTACT	1	
- 21	5344966	. BUSHING,VACUUM SWITCH	1	
- 22	5344869	. SPRING,COMPRESSION	1	1
- 22	526283	. SPRING,HELICAL,COMPR	1	2
- 23	5344876	. INSULATOR,SPRING	1	
- 24	5644	. SCREW,MACH-FIL H 6-32 X 5/8 LG	2	
- 25	62031	. WASHER,LOCK-INT TEETH NO. 6 X 0.295 OD	2	
- 26	257187	. NUT,PLAIN,HEX- 6-32 X 5/16 FL W	2	
- 27	5344877	. GUIDE,VACUUM SWITCH	1	
- 28	38352	. SCREW,MACH-FIL H 6-32 X 3/8 LG	4	
- 29	62031	. WASHER,LOCK-INT TEETH NO. 6 X 0.295 OD	4	
- 30	332699	. SPACER-VAC SW 2-7/8 OD X 1/8 THK	1	
- 31	5344972	. DIAPHRAM ASSEMBLY	1	
- 32	5344973	. BASE,VACUUM SWITCH	1	
		VACUUM SWITCH ASSEMBLIES		
9 -	5345095	SWITCH ASSEMBLY,VACUUM SEE LIST 1-26 FOR NEXT HIGHER ASSEMBLY AND FIG. 8 FOR ILLUSTRATION	REF	1
-	5355424	SWITCH ASSEMBLY,VACUUM SEE LIST 1-26 FOR NEXT HIGHER ASSEMBLY AND FIG. 8 FOR ILLUSTRATION	REF	2
- 1	515902	. COVER-VACUUM SWITCH	1	
- 2	5963	. SCREW,MACH-RH 5-40 X 1-1/4 LG	4	
- 3	257986	. WASHER,FL-NO. 6 X 5/8 OD X 0.035 THK	4	
- 4	23815	. NUT,PLAIN,HEX- 5-40 X 5/16 FL W	4	
- 5	25984	. SUPPORT-CONTACT SPRING	2	
- 6	526282	. STIFFENER-SPRING	2	1
- 6	125872	. SPRING- STIFFENER	2	2

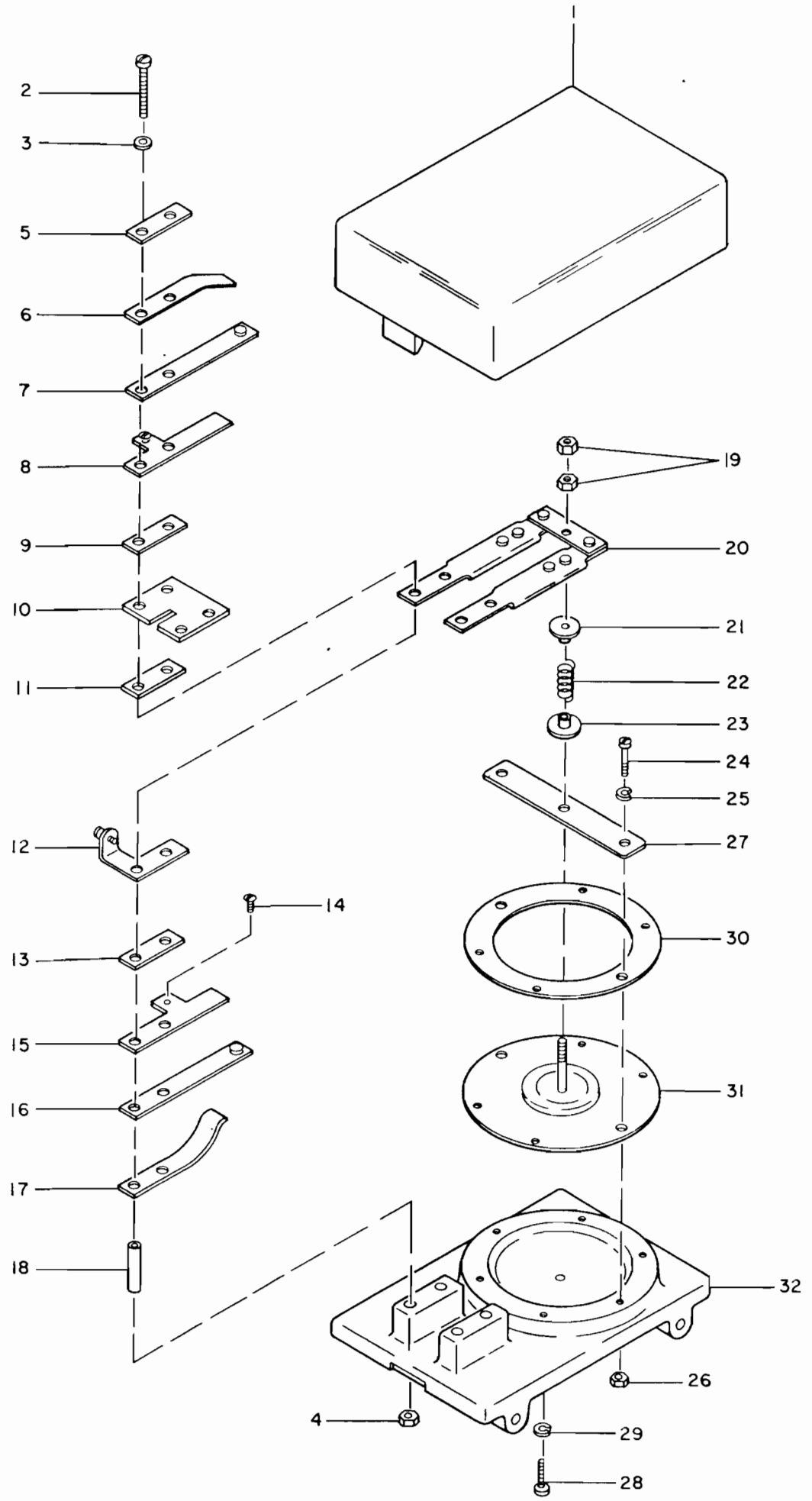
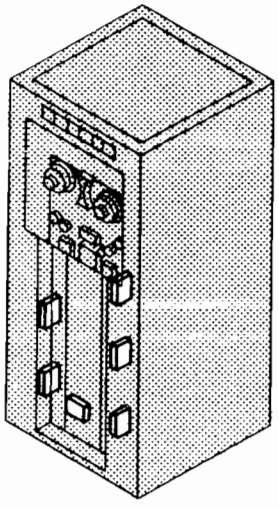


FIGURE 8. VACUUM SWITCH ASSEMBLIES. COMPOSITE. SEE LISTS 8 AND 9.

LIST AND INDEX NO.	PART NO.	DESCRIPTION	UNITS PER ASM.	USABLE ON CODE
VACUUM SWITCH ASSEMBLIES -CONT				
9 - 7	5323463	. CONTACT ASSEMBLY	2	
- 8	5345092	. TERMINAL	2	
- 9	11898	. INSULATOR-CONTACT SPRING	2	
- 11	5345093	. SHIM	2	
- 12	24958	. TERMINAL ASSEMBLY-CONTACT	2	
- 13	11898	. INSULATOR-CONTACT SPRING	2	
- 14	118418	. SCREW,MACH-RH 5-40 X 5/32 LG	4	1
- 14	118418	. SCREW,MACH-RH 5-40 X 5/32 LG	6	2
- 15	306798	. TERMINAL-RELEASE KEY CONTACT	2	
- 16	5323464	. CONTACT ASSEMBLY-LOWER	2	
- 17	125872	. SPRING- STIFFENER	2	
- 18	132622	. INSULATOR-SCR 0.128 ID 0.186 OD 29/32 LG	4	
- 19	23815	. NUT,PLAIN,HEX- 5-40 X 5/16 FL W	2	
- 20	5323462	. SPRING ASSEMBLY-CONTACT	1	
- 21	332697	. MOUNT-SPRING	1	
- 22	5344869	. SPRING,COMPRESSION	1	1
- 22	526283	. SPRING,HELICAL,COMPR	1	2
- 23	332697	. MOUNT-SPRING	1	
- 24	5644	. SCREW,MACH-FIL H 6-32 X 5/8 LG	2	
- 25	62031	. WASHER,LOCK-INT TEETH NO. 6 X 0.295 OD	2	
- 26	257187	. NUT,PLAIN,HEX- 6-32 X 5/16 FL W	2	
- 27	332696	. SUPPORT-VAC SW	1	
- 28	38352	. SCREW,MACH-FIL H 6-32 X 3/8 LG	4	
- 29	62031	. WASHER,LOCK-INT TEETH NO. 6 X 0.295 OD	4	
- 30	332699	. SPACER-VAC SW 2-7/8 OD X 1/8 THK	1	
- 31	332692	. DIAPHRAGM ASSEMBLY-VACUUM SWITCH	1	
- 32	515901	. BASE-VACUUM SWITCH	1	
MAGNETIC TAPE UNIT BASIC ASSEMBLY				
10 -	5345000	BASIC ASSEMBLY,MAGNETIC TAPE UNIT SEE LIST 1-43 FOR NEXT HIGHER ASSEMBLY AND FIG. 9 FOR ILLUSTRATION	REF	1
-	5345100	BASIC ASSEMBLY,MAGNETIC TAPE UNIT SEE LIST 1-43 FOR NEXT HIGHER ASSEMBLY AND FIG. 9 FOR ILLUSTRATION	REF	2
- 1	535687	. CLIP,SPRING TENSION-LAMPHOLDER	7	
- 2	344987	. BULB	7	
- 3	5345040	. PANEL ASSEMBLY,OPERATORS SEE LIST 11 FOR DETAIL BREAKDOWN	1	
- 4	120211	. SCREW,MACH-HEX HD 10-32 X 1/2 LG	4	ATT PT
- 5	9092	. WASHER,LOCK-SPLIT 0.194 X 0.377 OD	4	ATT PT
- 6	237032	. WASHER,FL- 7/32 ID X 3/4 OD X 0.062 THK	4	ATT PT
- 7	554116	. SHAFT-FIELD DISC	1	
- 8	70078	. SCREW,THD FORMING-BIND HD	1	ATT PT
- 9	530985	. INDICATOR KNOB ASSEMBLY SEE LIST 12 FOR DETAIL BREAKDOWN	1	
- 10	232	. SCREW,MACH-FIL H 10-32 X 1/2 LG	2	ATT PT
- 11	139450	. WASHER,FL-NO. 10 X 7/16 OD X 3/64 THK	4	ATT PT
- 12	9092	. WASHER,LOCK-SPLIT 0.194 X 0.377 OD	2	ATT PT
- 13	11598	. NUT,PLAIN,HEX- 10-32 X 3/8 FL W	2	ATT PT
- 14	535807	. BRACKET,ANGLE-INDICATOR DIAL MOUNTING	2	
- 15	443	. SCREW,MACH-FIL H 10-32 X 3/8 LG	2	ATT PT
- 16	139450	. WASHER,FL-NO. 10 X 7/16 OD X 3/64 THK	2	ATT PT

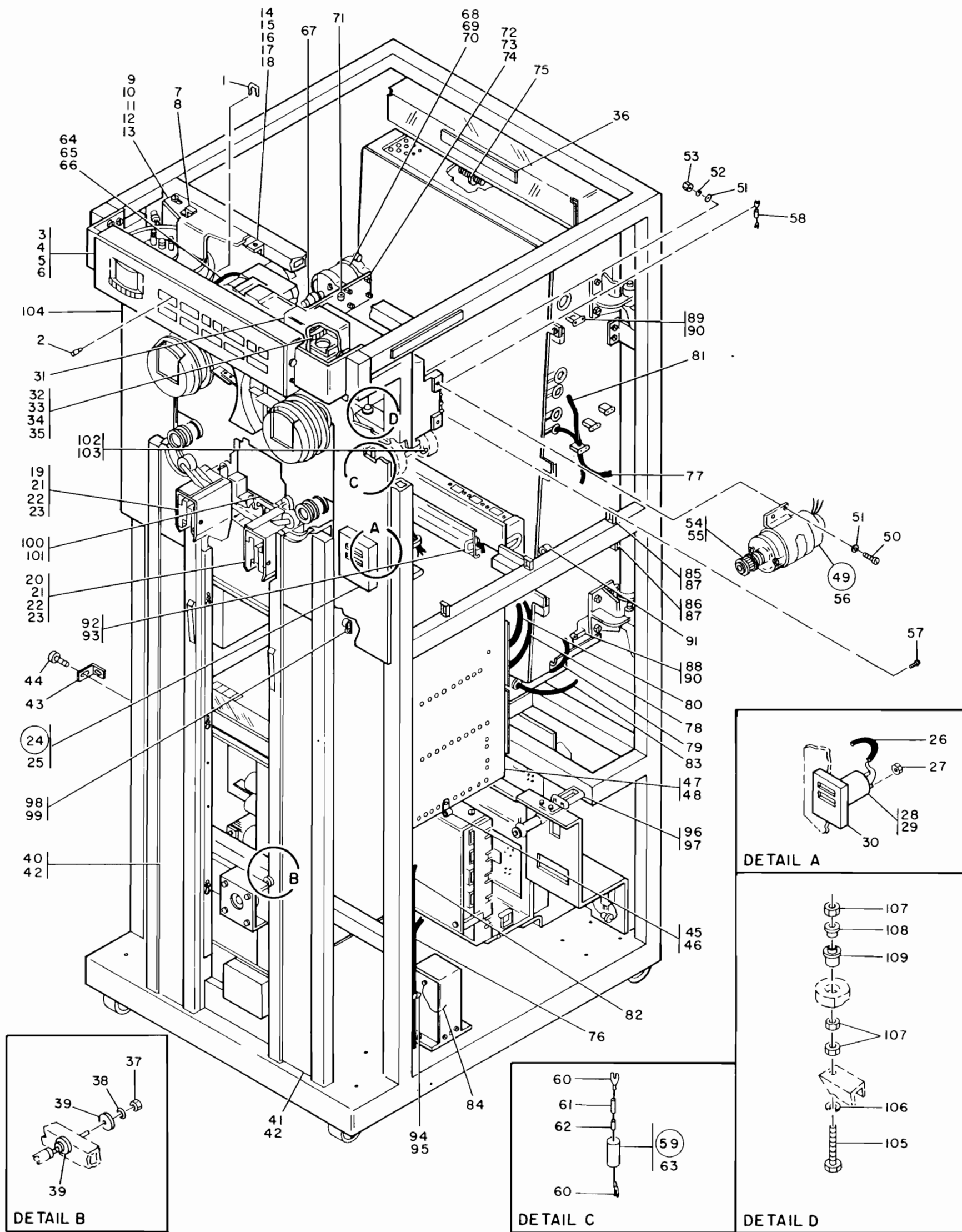


FIGURE 9. MAGNETIC TAPE UNIT BASIC ASSEMBLY. SHEET 1 OF 2, INDEX NOS. 1-109. SEE LIST 10.

LIST AND INDEX NO.	PART NO.	DESCRIPTION				UNITS PER ASM.	USABLE ON CODE
		1	2	3	4		
MAGNETIC TAPE UNIT BASIC ASSEMBLY -CONT							
10 - 17	9092	.	WASHER, LOCK-SPLIT 0.194 X 0.377 OD	ATT PT	2		
- 18	64288	.	NUT-WIRE AWG 16 AND 18	ATT PT	2		
- 19	526025	.	SHIELDED PROLAY ASSEMBLY-LEFT HAND SEE LIST 13 FOR DETAIL BREAKDOWN		1		
- 20	526027	.	PROLAY ASSEMBLY-SHIELDED RIGHT HAND SEE LIST 13 FOR DETAIL BREAKDOWN		1		
- 21	526090	.	BOLT-PROLAY MOUNTING	ATT PT	6		
- 22	6935	.	WASHER, LOCK-SPLIT 1/4 X 0.493 OD	ATT PT	6		
- 23	308894	.	WASHER, FL- 1/4 ID X 17/32 OD X 0.076 THK	ATT PT	6		
- 24	5355443	.	METER AND FACEPLATE ASSEMBLY		1		
- 25	186759	.	SCREW, MACH-BIND HD 8-32 X 1/32 LG	ATT PT	2		
- 26	5355405	.	CABLE ASSEMBLY, METER BOX SEE LIST 39-83, -83D AND -86 FOR COMPONENT PARTS		1		
- 27	257189	.	NUT, PLAIN-HEX 8-32 X 0.343 W		1		
- 28	740503	.	CLOCK		1		
- 29	186759	.	SCREW, MACH-BIND HD 8-32 X 1/32 LG	ATT PT	2		
- 30	368874	.	FACEPLATE ASSEMBLY		1		
- 31	528343	.	COVER-DUST		1		
- 32	348481	.	LIGHT SOURCE ASSEMBLY-REWIND SEE LIST 14 FOR DETAIL BREAKDOWN		1		
- 33	358	.	SCREW, MACH-FIL H 10-32 X 3/4 LG	ATT PT	2		
- 34	9092	.	WASHER, LOCK-SPLIT 0.194 X 0.377 OD	ATT PT	2		
- 35	45690	.	WASHER, FL-NO. 10 X 7/16 OD X 1/32 THK	ATT PT	2		
- 36	535632	.	PLATE, INST-HAZARDOUS AREA		5		
- 37	24107	.	NUT, PLAIN, HEX- 3/8 X 9/16 FL W		1		
- 38	10309	.	LOCKWASHER		1		
- 39	507155	.	WASHER, FL- 3/8 X 1-1/8 OD X 1/8 THK		2		
- 40	5355422	.	DOOR ASSEMBLY, LH SEE LIST 15 FOR DETAIL BREAKDOWN		1		
- 41	5355423	.	DOOR ASSEMBLY, RH SEE LIST 15 FOR DETAIL BREAKDOWN		1		
- 42	221790	.	SCREW, MACH-BIND HD 8-32 X 3/16 LG	ATT PT	2		
- 43	5355408	.	BRACKET, SUPPORT		1		
- 44	58207	.	SCREW, MACH-UNDRCT BIND HD 8-32 X 1/4 LG	ATT PT	2		
- 45	327921	.	CLAMP, CABLE		1		
- 46	438573	.	SCREW, MACH-FH 6-32 X 7/16 LG	ATT PT	1		
- 47	5344899	.	PANEL ASSEMBLY, REEL DRIVE SEE LIST 16 FOR DETAIL BREAKDOWN		1		
- 48	32042	.	SCREW, MACH-BIND HD 10-32 X 3/8 LG	ATT PT	4		
- 49	5344982	.	MOTOR ASSEMBLY, REEL DRIVE		2		
- 50	19852	.	SCREW, MACH-HEX HD 1/4-20 X 1-1/4 LG	ATT PT	8		
- 51	3550	.	WASHER, FL- 1/4 X 9/16 OD X 0.050 THK	ATT PT	16		
- 52	6935	.	WASHER, LOCK-SPLIT 1/4 X 0.493 OD	ATT PT	8		
- 53	3960	.	NUT, PLAIN, HEX- 1/4-20 X 7/16 FL W	ATT PT	8		
- 54	5344981	.	PULLEY ASSEMBLY, MOTOR		1		
- 55	22867	.	PIN, TAPERED, PLAIN- 7/8 LG X NO. 3	ATT PT	1		
- 56	5345041	.	MOTOR, 1/8HP 48VDC		1		
- 57	10170	.	SCREW, MACH-BIND HD 6-32 X 1/4 LG		2		
- 58	599917	.	DIODE AND LUG TERMINAL ASSEMBLY		2		
- 59	526503	.	FILTER ASSEMBLY-VACUUM SWITCH		2		
- 60	435599	.	TERMINAL, LUG-NONINS 18AWG NO. 8 MTG SLOT		2		
- 61	360046	.	RESISTOR, FXD, COMP- 15 OHMS P/M 5% 1/2W		1		
- 62	311447	.	SPLICE-RC		1		
- 63	526498	.	CAPACITOR- 10 UF P100M10% 100V DC		1		
- 64	526098	.	STRAP-GROUNDING 6 IN. LG		1		
- 65	32042	.	SCREW, MACH-BIND HD 10-32 X 3/8 LG	ATT PT	2		
- 66	56079	.	WASHER, LOCK-EXT TEETH NO. 10 X 0.410 OD	ATT PT	2		



LIST AND INDEX NO.	PART NO.	DESCRIPTION				UNITS PER ASM.	USABLE ON CODE
		1	2	3	4		
MAGNETIC TAPE UNIT BASIC ASSEMBLY -CONT							
10 - 67	528081	. COUPLING-MOTOR				1	
- 68	528103	. MOTOR-HIGH SPEED REWIND				1	
- 69	77063	. SCREW,MACH-HEX HD 8-32 X 7/16 LG				4	
- 70	6318	. WASHER,LOCK-SPLIT NO. 8 X 0.280 OD				4	
- 71	356742	. CLAMP,LOOP- 0.250 ID 0.177 DIA MTG HOLE				1	
- 72	528269	. BRACKET-REWIND MOTOR MOUNTING				1	
- 73	101706	. SCREW,MACH-HEX HD 10-32 X 3/4 LG				2	
- 74	9092	. WASHER,LOCK-SPLIT 0.194 X 0.377 OD				2	
- 75	533783	. CLAMP-ADJUSTABLE CABLE				7	1
- 75	533783	. CLAMP-ADJUSTABLE CABLE				3	2
- 76	5344849	. CABLE ASSEMBLY SEE LIST 39-65B,-66,-71,-72A,-74A,-76,-83D,-83F,-83H,-84,-91,-93 AND -94A FOR COMPONENT PARTS				1	
- 77	5344854	. CABLE ASM,PROLAY CONTROL-EXTERNAL SEE LIST 39-57,-80,-82,-83C AND -94 FOR COMPONENT PARTS				1	
- 78	5344857	. CABLE ASSEMBLY,WRITE HEAD SEE LIST 39-62,-65,-65A,-74A,-93 AND -94A FOR COMPONENT PARTS				1	
- 79	5344858	. CABLE ASSEMBLY,D24-READ HEAD SEE LIST 39-62A,-65,-65A,-65B,-66,-74A,-85 AND -94A FOR COMPONENT PARTS				1	
- 80	5344902	. CABLE ASSEMBLY,LOGIC GATE VOLTAGE SEE LIST 39-83C AND -83F FOR COMPONENT PARTS				1	
- 81	5344903	. CABLE ASSEMBLY,48 VDC DISTRIBUTION SEE LIST 39-71A,-83C,-83D AND -83F FOR COMPONENT PARTS				1	
- 82	5344900	. CABLE ASSEMBLY,REEL DRIVE SEE LIST 39-71,-83D,-83F,-84 AND -85A FOR COMPONENT PARTS				1	
- 83	528117	. CABLE ASSEMBLY-GATE BLOWER SEE LIST 39-59 AND -83D FOR COMPONENT PARTS				1	
- 84	5355404	. CABLE ASSEMBLY,POWER PAC-AC POWER SEE LIST 39-83D FOR COMPONENT PARTS				1	
- 85	438807	. CLAMP-ADJUSTABLE CABLE				5	
- 86	478012	. CLAMP-ADJUSTABLE CABLE				9	
- 87	438573	. SCREW,MACH-FH 6-32 X 7/16 LG				14	
- 88	438807	. CLAMP-ADJUSTABLE CABLE				1	
- 89	478012	. CLAMP-ADJUSTABLE CABLE				11	
- 90	38443	. SCREW,MACH-FL CSK HD 6-32 X 5/16 LG				12	
- 91	327922	. CLAMP,CABLE				2	
- 92	356742	. CLAMP,LOOP- 0.250 ID 0.177 DIA MTG HOLE				2	
- 93	38235	. SCREW,MACH-FIL H 6-32 X 5/16 LG				4	
- 94	472168	. CLAMP-CABLE				6	1
- 94	472168	. CLAMP-CABLE				8	2
- 95	438573	. SCREW,MACH-FH 6-32 X 7/16 LG				8	
- 96	524515	. CLAMP-ADJUSTABLE CABLE				1	1
- 96	523250	. CLAMP-ADJUSTABLE CABLE				1	2
- 97	25891	. SCREW,MACH-FL CSK HD 10-32 X 1/2 LG				1	
- 98	534768	. CLAMP,LOOP- 0.380 ID 0.204 DIA MTG HOLE				3	
- 99	38235	. SCREW,MACH-FIL H 6-32 X 5/16 LG				3	
-100	595970	. RELIEF-STRAIN				1	
-101	120367	. SCREW,MACH-BIND HD 3-48 X 3/8 LG				5	
-102	356742	. CLAMP,LOOP- 0.250 ID 0.177 DIA MTG HOLE				3	
-103	186759	. SCREW,MACH-BIND HD 8-32 X 1/32 LG				3	

LIST AND INDEX NO.	PART NO.	DESCRIPTION	UNITS PER ASM.	USABLE ON CODE
		MAGNETIC TAPE UNIT BASIC ASSEMBLY -CONT		
10 -104	5345001	. TRANSPORT AND COLUMN ASSEMBLY SEE LIST 17 DETAIL BREAKDOWN	1	
-105	528107	. BOLT,MACH-HEX HD 438-14 X 5/8 LG	ATT PT	2
-106	130359	. WASHER,LOCK-SPLIT 0.446 ID X 0.784 OD	ATT PT	4
-107	528108	. NUT,PLAIN,HEX,7/16-14	ATT PT	6
-108	528106	. ADAPTER-SHOCK MOUNTING		4
-109	528327	. MOUNT,RESILIENT- 41/64 DIA CTR THRU HOLE		2
-110	5345012	. LABEL,RACEWAY		1
-111	348444	. COVER-RACEWAY HORIZONTAL		1
-112	5345013	. COVER,RACEWAY		1
-113	348528	. COVER-RACEWAY-LOWER-HORIZONTAL		1
-114	348529	. COVER-RACEWAY-LOWER VERTICAL		1
-115	5345010	. RACEWAY ASSEMBLY,A.C.POWER SEE LIST 27 FOR DETAIL BREAKDOWN		1
-116	55726	. SCREW,MACH-BIND HD 6-32 X 3/16 LG	ATT PT	2
-117	333064	. CAP-BOLT		1
-118	36109	. NUT,PLAIN,HEX- 1/4-20 X 7/16 FL W		1
-119	317331	. SCREW,MACH-HEX HD 1/4-20 X 3-1/4 LG		1
-120	5344838	. CLIP,COVER		1
-121	257189	. NUT,PLAIN-HEX 8-32 X 0.343 W	ATT PT	1
-122	5344916	. COVER		1
-123	58207	. SCREW,MACH-UNDRCT BIND HD 8-32 X 1/4 LG	ATT PT	3
-124	5345015	. PANEL ASSEMBLY,PROLAY CONTROL SEE LIST 28 FOR DETAIL BREAKDOWN		1
-125	130434	. SCREW,MACH-HEX HD 10-32 X 3/8 LG	ATT PT	3
-126	47242	. WASHER,FL-NO. 12 X 1/2 OD X 0.062 THK	ATT PT	3
-127	9092	. WASHER,LOCK-SPLIT 0.194 X 0.377 OD	ATT PT	3
-128	5344894	. JUMPER ASM,GRN 16 IN. 14AWG 1 LUG EA END SEE LIST 39-83E AND -88 FOR COMPONENT PARTS		1
-129	529797	. LABEL		1
-130	535846	. BRACKET-CAPACITOR MOUNTING		2
-131	596742	. SCREW	ATT PT	4
-132	535845	. CAPACITOR ASSEMBLY		1
-133	317272	. . RESISTOR,FXD,COMP- 47K P/M 5% 2W		3
-134	526205	. . CAPACITOR		1
-135	5345088	. INSULATOR,PF CAPACITOR		1
-136	348512	. BRACKET-PANEL SUPPORT		1
-137	140425	. SCREW,MACH-HEX HD 10-32 X 5/16 LG	ATT PT	4
-138	9092	. WASHER,LOCK-SPLIT 0.194 X 0.377 OD	ATT PT	4
-139	5344941	. PANEL ASSEMBLY,CHANNEL SWITCHING		1
-140	34512	. SCREW,MACH-BIND HD 8-32 X 3/8 LG	ATT PT	2
-141	352375	. . DIODE ASSEMBLY		2
-142	505296	. . RESISTOR-FXD-WW 200 OHM P/M 5PCT 25W		1
-143	438593	. . SCREW-MACH-BIND HD NO. 8-32 X 2 1/2 LG	ATT PT	1
-144	203801	. . INSULATOR WASH- 0.172 ID 9/16 OD 1/16THK	ATT PT	2
-145	257189	. . NUT,PLAIN-HEX 8-32 X 0.343 W	ATT PT	1
-146	574006	. . CAP-ACCESS SOCKET		1
-147	55726	. . SCREW,MACH-BIND HD 6-32 X 3/16 LG	ATT PT	4
-148	128455	. . SWITCH,TOGGLE-DPDT 250V AC/DC 3 AMP		2
-149	334635	. . WASHER,LOCK-INT TEETH 0.476 ID 0.600 OD	ATT PT	2
-150	348511	. . PANEL		1
-151	348512	. BRACKET-PANEL SUPPORT		1
-152	140425	. SCREW,MACH-HEX HD 10-32 X 5/16 LG	ATT PT	4
-153	9092	. WASHER,LOCK-SPLIT 0.194 X 0.377 OD	ATT PT	4
-154	5345049	. COVER,AC POWER-SIDE		1
-155	55726	. SCREW,MACH-BIND HD 6-32 X 3/16 LG	ATT PT	6
-156	348507	. PANEL ASSEMBLY-AC POWER SEE LIST 29 FOR DETAIL BREAKDOWN		1

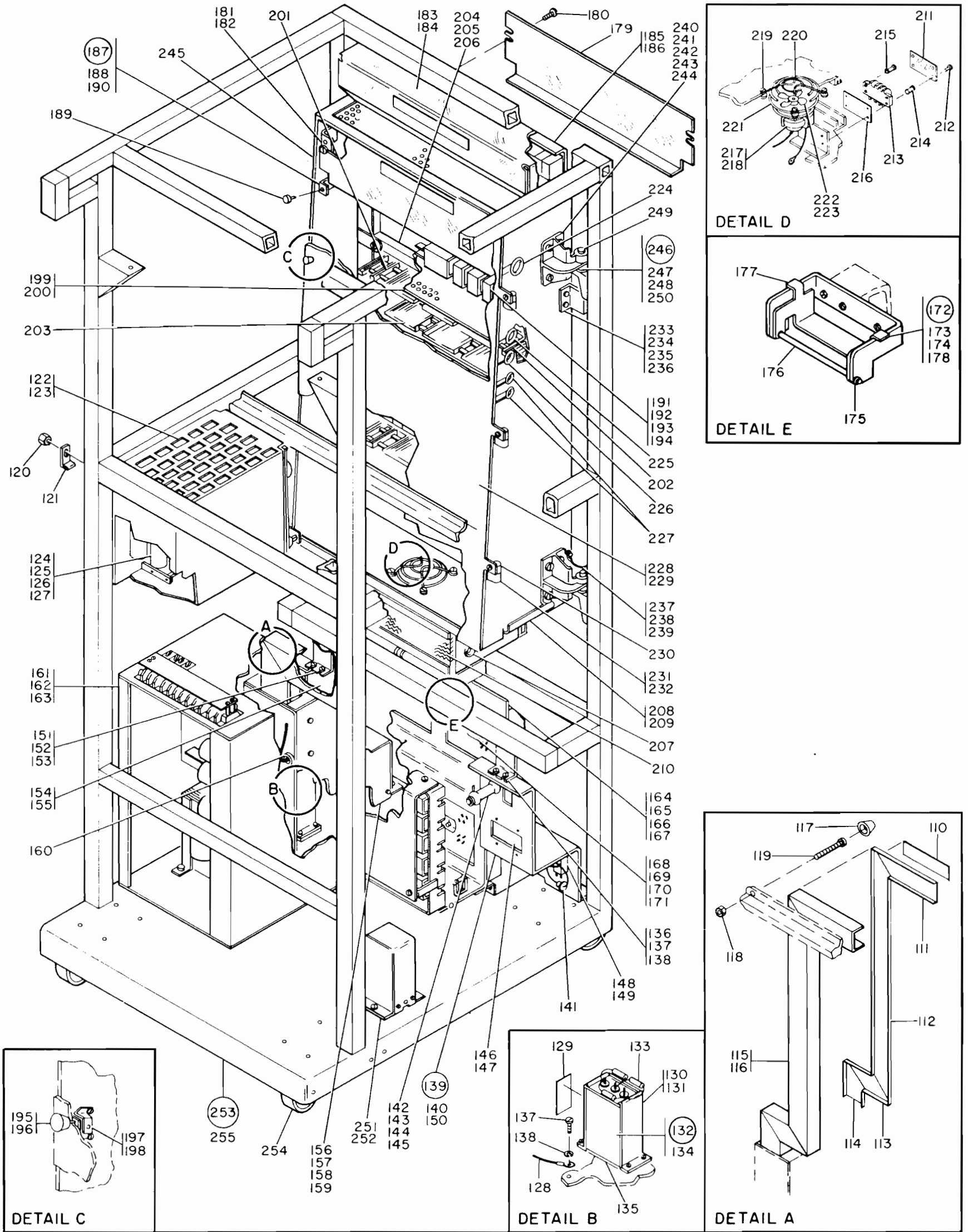


FIGURE 9. MAGNETIC TAPE UNIT BASIC ASSEMBLY. SHEET 2 OF 2, INDEX NOS. 110-255. SEE LIST 10.

LIST AND INDEX NO.	PART NO.	DESCRIPTION	UNITS PER ASM.	USABLE ON CODE
		MAGNETIC TAPE UNIT BASIC ASSEMBLY -CONT		
10 -157	34512	. SCREW,MACH-BIND HD 8-32 X 3/8 LG	ATT PT	2
-158	140425	. SCREW,MACH-HEX HD 10-32 X 5/16 LG	ATT PT	1
-159	9092	. WASHER,LOCK-SPLIT 0.194 X 0.377 OD	ATT PT	1
-160	123070	. GROMMET,RUB-FOR 7/16 HOLE X 1/16 PNL		1
-161	5344870	. POWER SUPPLY ASSEMBLY,MULTIPLE VOLT SEE LIST 30 FOR DETAIL BREAKDOWN		1
-162	140425	. SCREW,MACH-HEX HD 10-32 X 5/16 LG	ATT PT	4
-163	56079	. WASHER,LOCK-EXT TEETH NO. 10 X 0.410 OD	ATT PT	4
-164	5345025	. PANEL ASSEMBLY,CONNECTOR SEE LIST 32 FOR DETAIL BREAKDOWN		1
-164	5344939	. CONNECTOR AND RELAY GATE ASSEMBLY SEE LIST 33 FOR DETAIL BREAKDOWN		1
-165	1090024	. SCREW,MACH-HEX HD 8-32 X 3/8 LG	ATT PT	4
-166	1090873	. WASHER,LOCK-SPLIT NO. 8 X 0.296 OD	ATT PT	4
-167	22478	. WASHER,FL- 0.170 ID 0.375 OD 0.032 THK	ATT PT	4
-168	528138	. RECEPTACLE,TURNLOCK FASTENER		2
-169	38351	. SCREW,MACH-FIL H 6-32 X 5/16 LG	ATT PT	4
-170	6364	. WASHER,LOCK-SPLIT NO. 6 X 1/4 OD	ATT PT	4
-171	257986	. WASHER,FL-NO. 6 X 5/8 OD X 0.035 THK	ATT PT	4
-172	348521	. LATCH ASSEMBLY-STOP		1
-173	110775	. SCREW,MACH-HEX HD 8-32 X 5/16 LG	ATT PT	4
-174	1090873	. WASHER,LOCK-SPLIT NO. 8 X 0.296 OD	ATT PT	4
-175	257982	. . RING,RETAINING-EXT 0.185 ID X 0.025 THK		2
-176	348522	. . PIN-LATCH PIVOT		1
-177	348524	. . LATCH-CONNECTOR PANEL		1
-178	348523	. . STOP-CONNECTOR PANEL		1
-179	5345039	. COVER,RELAY-SAFETY		2
-180	58207	. SCREW,MACH-UNDRCT BIND HD 8-32 X 1/4 LG	ATT PT	8
-181	5345048	. BRACKET,SAFETY COVER MOUNTING		2
-182	58207	. SCREW,MACH-UNDRCT BIND HD 8-32 X 1/4 LG	ATT PT	4
-183	5345028	. COVER,SAFETY-CP PANEL		1
-184	58207	. SCREW,MACH-UNDRCT BIND HD 8-32 X 1/4 LG	ATT PT	2
-185	5345030	. PANEL ASSEMBLY-CONTROL SEE LIST 34 FOR DETAIL BREAKDOWN		1
-186	34512	. SCREW,MACH-BIND HD 8-32 X 3/8 LG	ATT PT	4
-187	348419	. BUMPER ASSEMBLY-GATE DOOR		2
-188	186759	. SCREW,MACH-BIND HD 8-32 X 1/32 LG	ATT PT	4
-189	328469	. . BUMPER-HINGE DRUM COVER		1
-190	348420	. . BRACKET-GATE DOOR BUMPER		1
-191	5344850	. PANEL ASSEMBLY,RELAY SEE LIST 35 FOR DETAIL BREAKDOWN		1
-192	186758	. SCREW,MACH-BIND HD 8-32 X 7/16 LG	ATT PT	4
-193	60646	. WASHER,LOCK-INT TEETH NO. 8 X 0.340 OD	ATT PT	4
-194	257189	. NUT,PLAIN-HEX 8-32 X 0.343 W	ATT PT	4
-195	348485	. KNOB-CARD GATE		1
-196	81693	. SCREW,MACH-BIND HD 6-32 X 3/8 LG	ATT PT	1
-197	348427	. CATCH-GATE DOOR		1
-198	55726	. SCREW,MACH-BIND HD 6-32 X 3/16 LG	ATT PT	2
-199	5345029	. PLATE,PANEL DIVIDER		1
-200	58207	. SCREW,MACH-UNDRCT BIND HD 8-32 X 1/4 LG	ATT PT	4
-201	216206	. GUIDE-SINGLE CARD LONG		16
-202	216207	. GUIDE-SINGLE CARD SHORT		16
-203	216085	. GUIDE-CARD 8 POSITION LONG		22
-204	5344840	. FRAME ASSEMBLY,CHASSIS SEE LIST 37 FOR DETAIL BREAKDOWN		1
-205	128543	. SETSCREW-SPLINE DR RD PT 8-32 X 3/4 LG	ATT PT	4
-206	72828	. NUT,SELF LKG,HEX- 8-32 X 0.334 FL W	ATT PT	4
-207	265059	. GROMMET,RUB-FOR 5/8 HOLE X 1/16 PNL		1

LIST AND INDEX NO.	PART NO.	DESCRIPTION	UNITS PER ASM.	USABLE ON CODE
		MAGNETIC TAPE UNIT BASIC ASSEMBLY -CONT		
10 -208	348424	. HOUSING-FILTER		1
-209	55726	. SCREW,MACH-BIND HD 6-32 X 3/16 LG	ATT PT	6
-210	348425	. FILTER-GATE BLOWER		2
-211	210987	. SHIELD- 4 POSITION		1
-212	210984	. SCREW,MACH-RH 6-32 X 1/4 LG	ATT PT	1
-213	80351	. TERMINAL BOARD- 4 DBL SCREW TERMINALS		1
-214	210883	. STUD,EXT- 6-32 INT EXT THD X 0.900 LG OA	ATT PT	1
-215	210884	. STUD-SHIELD	ATT PT	3
-216	527916	. MARKER STRIP- 4 POS NOS. 1 THRU 4		1
-217	5345087	. MOTOR ASSEMBLY,FAN		1
-218	236849	. SCREW,MACH-BIND HD 10-32 X 1/4 LG	ATT PT	2
-219	236849	. SCREW,MACH-BIND HD 10-32 X 1/4 LG		4
-220	597347	. GUARD		1
-221	597344	. GUARD		1
-222	171485	. BLADE,FAN		1
-223	2863	. SCREW,MACH RH HD 3-48 X 1/4 LG	ATT PT	2
-224	123074	. GROMMET,RUBBER		1
-225	317367	. GROMMET,RUB-FOR 7/8 HOLE X 1/16 PNL		1
-226	123072	. GROMMET,7/16 I.D. X 15/16 O.D. X 5/16		1
-227	265059	. GROMMET,RUB-FOR 5/8 HOLE X 1/16 PNL		2
-228	5345047	. DOOR,CARD GATE		1
-229	518704	. SCREW,MACH-BIND HD 1/4-20 X 1/4 LG	ATT PT	3
-230	760305	. HINGE-KNUCKLE		3
-231	760306	. PIVOT-HINGE		3
-232	518704	. SCREW,MACH-BIND HD 1/4-20 X 1/4 LG	ATT PT	3
-233	348429	. STOP-GATE		1
-234	180894	. SCREW,CAP,HEX HD- 1/4-20 X 3/8 LG	ATT PT	2
-235	6935	. WASHER,LOCK-SPLIT 1/4 X 0.493 OD	ATT PT	2
-236	3550	. WASHER,FL- 1/4 X 9/16 OD X 0.050 THK	ATT PT	2
-237	526098	. STRAP-GROUNDING 6 IN. LG		1
-238	32042	. SCREW,MACH-BIND HD 10-32 X 3/8 LG	ATT PT	2
-239	56079	. WASHER,LOCK-EXT TEETH NO. 10 X 0.410 OD	ATT PT	2
-240	528401	. HINGE-GATE		2
-241	38688	. SCREW,MACH-HEX HD 1/4-20 X 3/4 LG	ATT PT	8
-242	3550	. WASHER,FL- 1/4 X 9/16 OD X 0.050 THK	ATT PT	8
-243	6935	. WASHER,LOCK-SPLIT 1/4 X 0.493 OD	ATT PT	8
-244	3960	. NUT,PLAIN,HEX- 1/4-20 X 7/16 FL W	ATT PT	8
-245	5345043	. GATE,CARD FRAME		1
-246	528145	. HINGE ASSEMBLY-GATE		2
-247	36844	. SCREW,MACH-HEX HD 1/4-20X5/8 LG	ATT PT	4
-248	6935	. WASHER,LOCK-SPLIT 1/4 X 0.493 OD	ATT PT	4
-249	528146	. . PIN-GATE HINGE		1
-250	124871	. . HINGE- REAR GATE		1
-251	740540	. POWER PAC ASM-METER		1
-252	34512	SEE LIST 38 FOR DETAIL BREAKDOWN		
-253	5345090	. SCREW,MACH-BIND HD 8-32 X 3/8 LG	ATT PT	2
-254	513271	. FRAME,WELDED		1
-255	NO NO.	. . CASTER,SWIVEL- 3 IN. WHL W/MTG PLATE		4
		. . FRAME, WELDED		NP
		OPERATORS PANEL ASSEMBLY		
11 -	5345040	PANEL ASSEMBLY,OPERATORS SEE LIST 10-3 FOR NEXT HIGHER ASSEMBLY AND FIG. 10 FOR ILLUSTRATION		REF

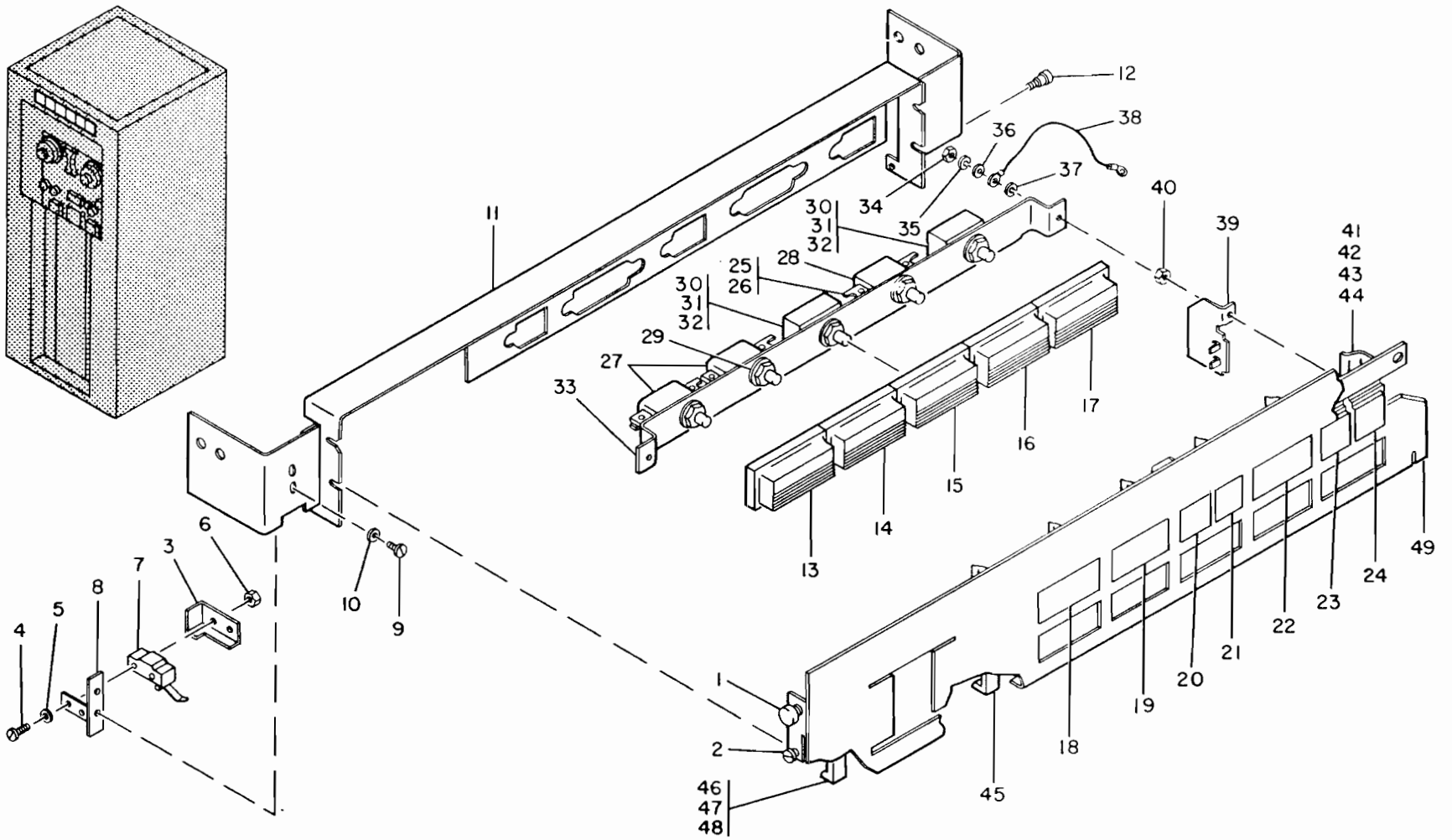


FIGURE 10. OPERATORS PANEL ASSEMBLY. SEE LIST 11.

LIST AND INDEX NO.	PART NO.	DESCRIPTION				UNITS PER ASM.	USABLE ON CODE
		1	2	3	4		
OPERATORS PANEL ASSEMBLY -CONT							
11 - 1	221538					2	
- 2	509356					2	
- 3	530912					1	
- 4	438567					2	
- 5	257986				ATT PT	2	
- 6	257187				ATT PT	2	
- 7	526088				ATT PT	2	
- 8	554103					1	
- 9	528366					1	
- 10	1103744					2	
- 11	554105					2	
- 12	509356				ATT PT	2	
- 13	528058					1	
- 14	528059					1	
- 15	535690					1	
- 16	528061					1	
- 17	535698					1	
- 18	528054					1	
- 19	528053					1	

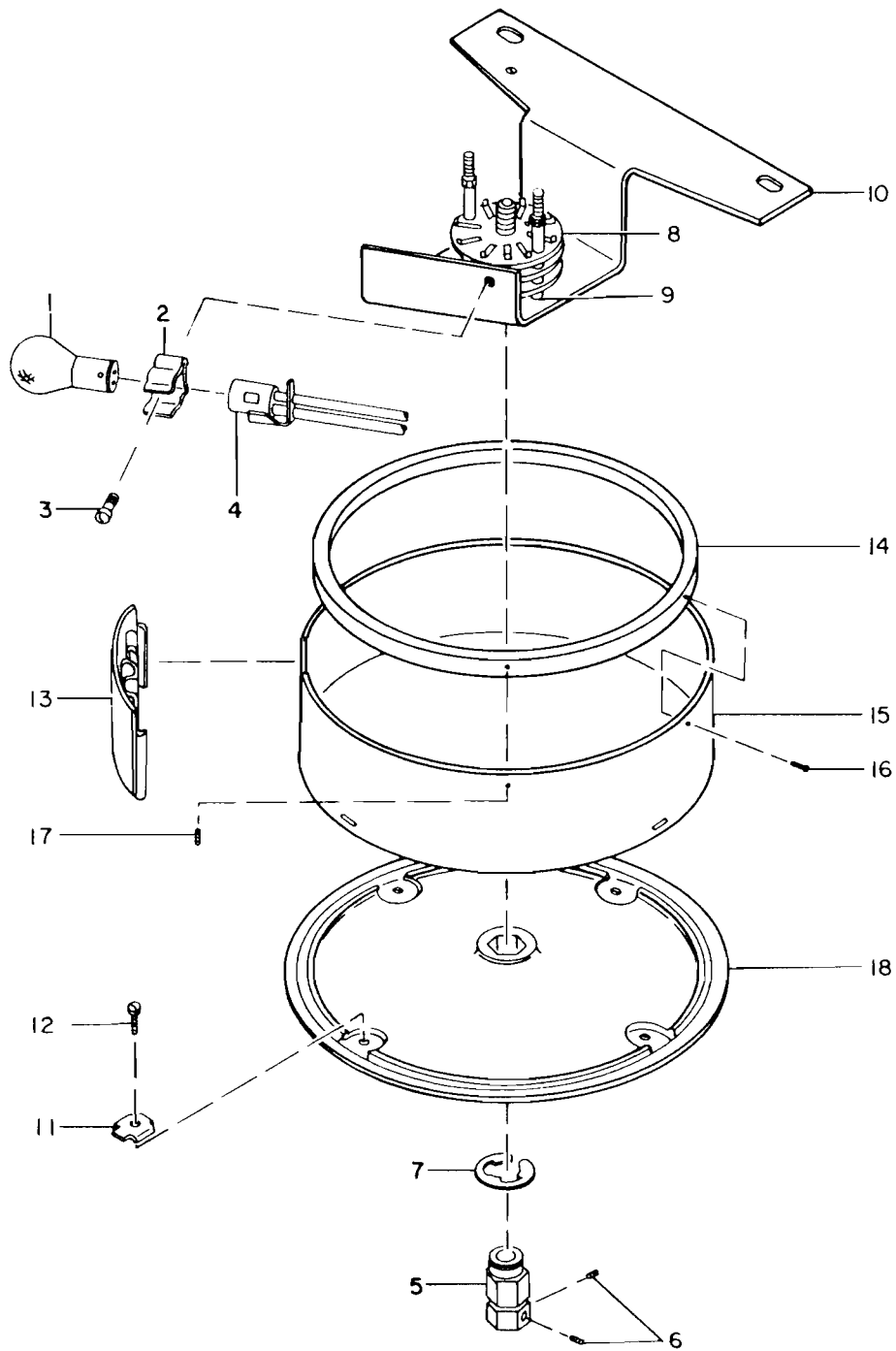
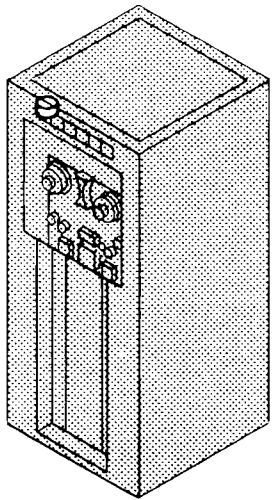


FIGURE 11. INDICATOR KNOB ASSEMBLY. SEE LIST 12.

LIST AND INDEX NO.	PART NO.	DESCRIPTION				UNITS PER ASM.	USABLE ON CODE
		1	2	3	4		
		OPERATORS PANEL ASSEMBLY -CONT					
11 - 20	535691					1	
- 21	535692					1	
- 22	528051					1	
- 23	535693					1	
- 24	535699					1	
- 25	554102					4	
- 26	438548				ATT PT	4	
- 27	215679					2	
- 28	104750					1	
- 29	130118					3	
- 30	368433					2	
- 31	127749				ATT PT	2	
- 32	130118					2	
- 33	5344837					1	
- 34	257189				ATT PT	2	
- 35	2903				ATT PT	2	
- 36	1090873				ATT PT	2	
- 37	60646				ATT PT	1	
- 38	598274					1	
		SEE LIST 39-88 FOR COMPONENT PARTS					
- 39	554109					2	
- 40	257189				ATT PT	2	
- 41	528085					1	
- 42	257189				ATT PT	5	
- 43	22478				ATT PT	5	
- 44	1090873				ATT PT	5	
- 45	535832					1	
- 46	535831					1	
- 47	257189				ATT PT	2	
- 48	45690				ATT PT	2	
- 49	554106					1	
		INDICATOR KNOB ASSEMBLY					
12 -	530985					REF	
		INDICATOR KNOB ASSEMBLY SEE LIST 10-9 FOR NEXT HIGHER ASSEMBLY AND FIG. 11 FOR ILLUSTRATION					
- 1	2129726					1	
- 2	214221					1	
- 3	58207				ATT PT	1	
- 4	331860					1	
- 5	535808					1	
- 6	81404				ATT PT	2	
- 7	251759					2	
- 8	530984					1	
- 9	308824					2	
- 10	535809					1	
- 11	528083					4	
- 12	55726				ATT PT	4	
- 13	528084					1	
- 14	528082					1	
- 15	528086					1	
- 16	38433				ATT PT	1	
- 17	22342				ATT PT	1	



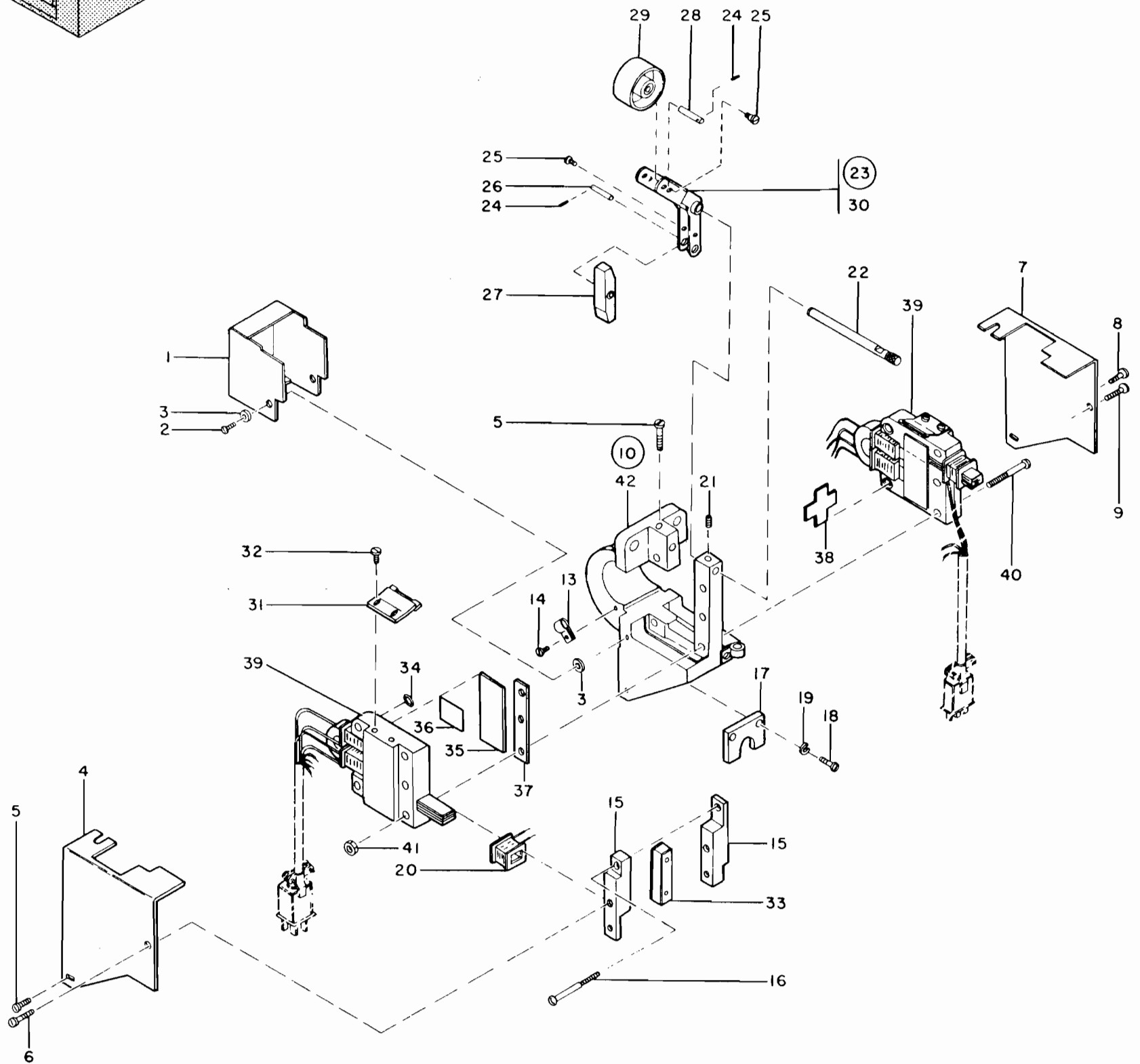
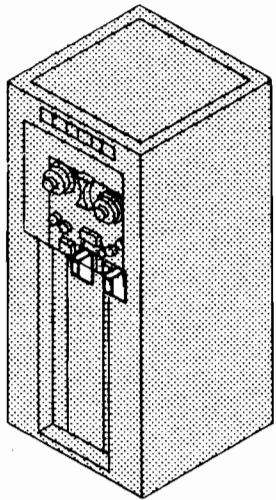


FIGURE 12. LH AND RH SHIELDED PROLAY ASSEMBLY. SEE LIST 13.

LIST AND INDEX NO.	PART NO.	DESCRIPTION	UNITS PER ASM.	USABLE ON CODE
		INDICATOR KNOB ASSEMBLY -CONT		
12 - 18	528060	. WHEEL-NUMBER	1	
		LH AND RH SHIELDED PROLAY ASSEMBLY		
13 -	526025	SHIELDED PROLAY ASSEMBLY-LEFT HAND SEE LIST 10-19 FOR NEXT HIGHER ASSEMBLY AND FIG. 12 FOR ILLUSTRATION	REF	1
-	526027	PROLAY ASSEMBLY-SHIELDED RIGHT HAND SEE LIST 10-19 FOR NEXT HIGHER ASSEMBLY AND FIG. 12 FOR ILLUSTRATION	REF	2
- 1	526023	. SHIELD-PROLAY BACK	1	
- 2	53287	. SCREW,MACH-OVAL HD 6-32 X 3/4 LG	2	
- 3	307918	. WASHER,RECESSED- 3/16 ID 1/2 OD 1/16 THK	2	
- 4	526029	. SHIELD-PROLAY LEFT	1	1
- 4	526034	. SHIELD-PROLAY RIGHT	1	2
- 5	55726	. SCREW,MACH-BIND HD 6-32 X 3/16 LG	2	
- 6	53287	. SCREW,MACH-OVAL HD 6-32 X 3/4 LG	1	
- 7	526030	. SHIELD-PROLAY RIGHT	1	1
- 7	526033	. SHIELD-PROLAY LEFT	1	2
- 8	55726	. SCREW,MACH-BIND HD 6-32 X 3/16 LG	1	
- 9	53287	. SCREW,MACH-OVAL HD 6-32 X 3/4 LG	1	
- 10	528535	. PROLAY ASSEMBLY-LEFT	1	1
- 10	528540	. PROLAY ASSEMBLY-RIGHT	1	2
- 13	352363	. . CLAMP,CABLE	3	
- 14	10170	. . SCREW,MACH-BIND HD 6-32 X 1/4 LG	3	
- 15	528544	. . CLAMP-POLE	2	
- 16	528609	. . SCREW,MACH-RH 8-32 X 1-1/2 LG	2	
- 17	352600	. . BLOCK-PROLAY ADJUSTMENT	1	
- 18	845	. . SCREW,MACH-FIL H 8-32 X 1/2 LG	2	
- 19	1090873	. . WASHER,LOCK-SPLIT NO. 8 X 0.296 OD	2	
- 20	348366	. . COIL AND PLUG ASSEMBLY-NEUTRAL	1	
- 21	257970	. . SETSCREW-SPLINE DR FP 6-32 X 1/4 LG	1	
- 22	526233	. . SHAFT-PROLAY ARM PIVOT	1	
- 23	528520	. . ARM ASSEMBLY-PROLAY LEFT USED ON ASSEMBLY 528535 ONLY	1	
- 23	528515	. . ARM ASSEMBLY-PROLAY RIGHT USED ON ASSEMBLY 528540 ONLY	1	
- 24	528606	. . . RETAINER-PULLEY SHAFT	2	
- 25	48594	. . . SCREW,MACH-BIND HD 4-40 X 0.175 LG	2	
- 26	526236	. . . SHAFT AND RETAINER ASSEMBLY-PROLAY ARM	1	
- 27	528510	. . . ARMATURE ASSEMBLY-PROLAY	1	
- 28	528511	. . . SHAFT-PULLEY	1	
- 29	526253	. . . PULLEY-PROLAY	1	
- 30	528601	. . . ARM ASSEMBLY-PROLAY	1	
- 31	528545	. . SEAL ASSEMBLY-DUST	2	
- 32	48594	. . SCREW,MACH-BIND HD 4-40 X 0.175 LG	4	
- 33	528566	. . LAMINATION ASSEMBLY-RETURN	1	
- 34	350650	. . SHIM-PROLAY	4	
- 35	352028	. . PLASTIC STRIP-ARMATURE RESIDUAL	2	
- 36	528607	. . STOP-RESIDUAL	1	
- 37	350651	. . SHIM-PROLAY	2	
- 38	528541	. . SEAL-DUST POLES	1	
- 39	528524	. . HOUSING ASSEMBLY	2	
- 40	528608	. . SCREW,MACH-RH 8-32 X 1-5/8 LG	5	

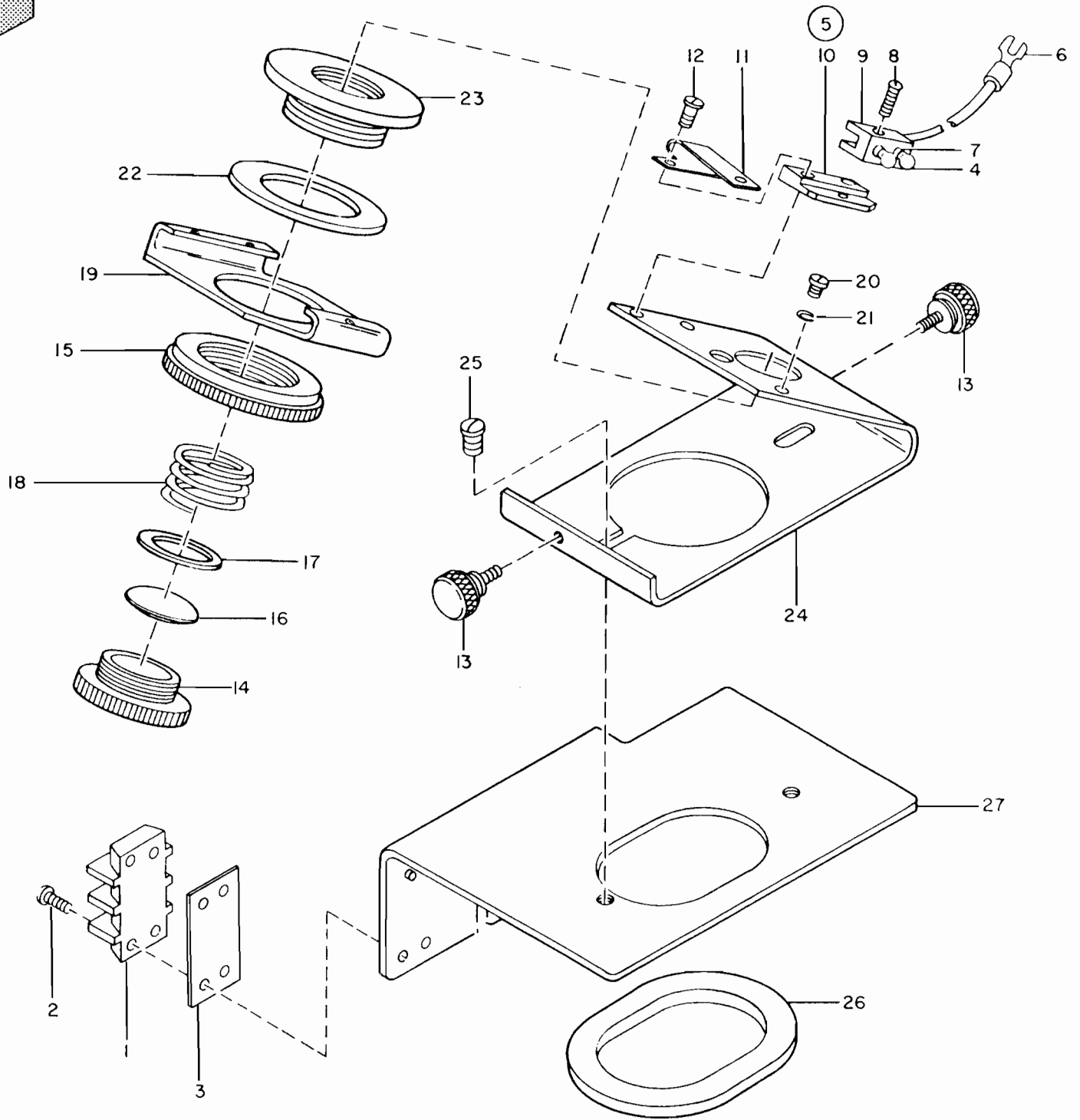
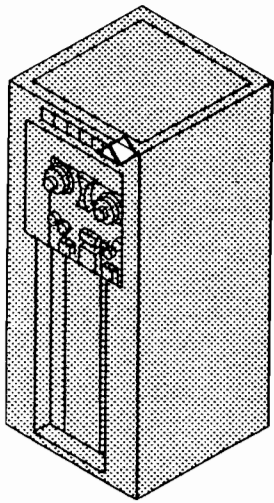


FIGURE 13. LIGHT SOURCE ASSEMBLY. SEE LIST 14.

LIST AND INDEX NO.	PART NO.	DESCRIPTION	UNITS PER ASM.	USABLE ON CODE
		LH AND RH SHIELDED PROLAY ASSEMBLY -CONT		
13 - 41	257188	. . NUT,PLAIN,HEX- 8-32 X 11/32 FL 1	5	
- 42	528547	. . FRAME-PROLAY	1	
		LIGHT SOURCE ASSEMBLY		
14 -	348481	LIGHT SOURCE ASSEMBLY-REWIND SEE LIST 10-32 FOR NEXT HIGHER ASSEMBLY AND FIG. 13 FOR ILLUSTRATION	REF	
- 1	323836	. TERMINAL BLOCK	1	
- 2	81693	. SCREW,MACH-BIND HD 6-32 X 3/8 LG	4	
- 3	313136	. INSULATOR,PLATE-MOTOR SUPPLY TERM BLK	1	
- 4	517791	. LAMP,INCANDESCENT- 2 PIN 6.3V 0.15 AMP	1	
- 5	348492	. SOCKET ASSEMBLY-REWIND SENSE LIGHT	1	
- 6	186967	. . TERMINAL,LUG-NONINS 20AWG NO.6 MTG SLOT	2	
- 7	517846	. . SOCKET-REWIND SENSE LT	1	
- 8	3350	. . SCREW,DR-RH 0.067 OD X 1/4 LG	1	
- 9	303644	. . TERMINAL,QUICK DISCONNECT	2	
- 10	517847	. . BRACKET-REWIND SENSE LT	1	
- 11	352382	. SPRING-LAMP HOLDER	1	
- 12	166522	. SCREW,SHLD-FH 4-40 X 0.335 LG	2	
- 13	221538	. THUMBSCREW- 8-32 X 5/16 LG	2	
- 14	517790	. HOLDER-REWIND SENSING LENS	1	
- 15	517789	. NUT,PLAIN,KNURLED- 1-1/8-24 X 1.766 OD	1	
- 16	517729	. LENS-REWIND SENSING BICONVEX	1	
- 17	517798	. WASHER,NM- 11/16 ID 0.938 OD 3/64 THK	1	
- 18	517797	. SPRING,HELICAL,COMPR- 3 TURNS	1	
- 19	517788	. HOUSING-FLG REWIND SENSING	1	
- 20	38262	. SCREW,MACH-FIL H 4-40 X 1/4 LG	1	
- 21	257984	. WASHER,LOCK-SPLIT NO. 4 X 0.212 OD	1	
- 22	517796	. WASHER,NM- 1-1/16 ID 1-3/4 OD 1/32 THK	1	
- 23	517787	. FLANGE-REWIND SENSING ADJ	1	
- 24	528357	. BRACKET-LIGHT SOURCE	1	
- 25	221790	. SCREW,MACH-BIND HD 8-32 X 3/16 LG	2	
- 26	528342	. SEAL MOUNTING-BRACKET	1	
- 27	348480	. BRACKET-REWIND LIGHT SOURCE	1	
		LH AND RH DOOR ASSEMBLIES		
15 -	5355422	DOOR ASSEMBLY,LH SEE LIST 10-40 FOR NEXT HIGHER ASSEMBLY AND FIG. 14 FOR ILLUSTRATION	REF	1
-	5355423	DOOR ASSEMBLY,RH SEE LIST 10-41 FOR NEXT HIGHER ASSEMBLY AND FIG. 14 FOR ILLUSTRATION	REF	2
- 1	528039	. CLAMP,COL GLASS	4	
- 2	512269	. SCREW,MACH-FH 3-48 X 0.191 LG	4	
- 3	528018	. DOOR,GLASS	1	
- 4	528062	. SEAL-VACUUM COLUMN DOOR	1	
- 5	535821	. SEAL-SLIDING GLASS	AR	
- 6	528049	. ROLLER-COL DOOR	3	

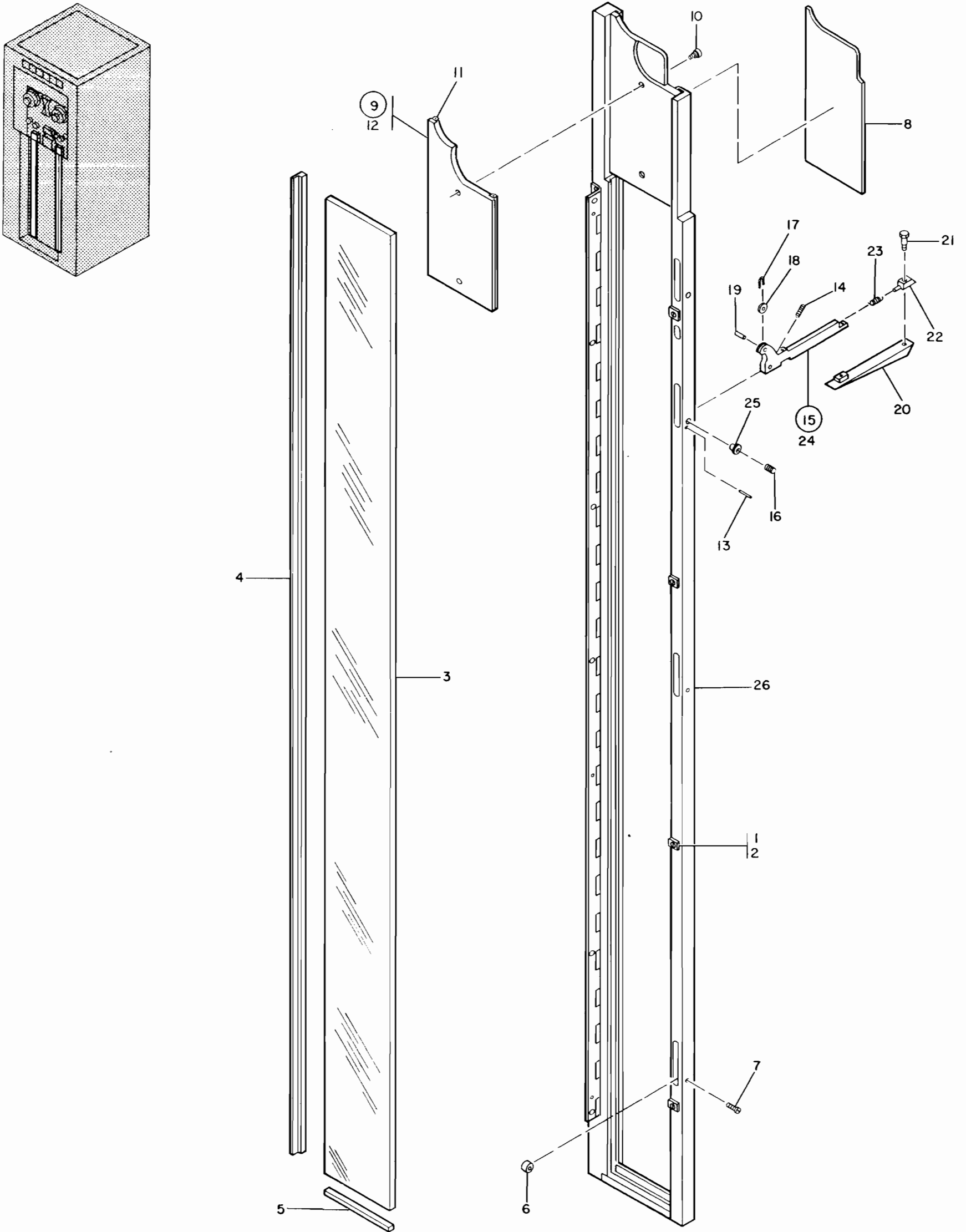


FIGURE 14. LH AND RH DOOR ASSEMBLIES. SEE LIST 15.

LIST AND INDEX NO.	PART NO.	DESCRIPTION				UNITS PER ASM.	USABLE ON CODE
		1	2	3	4		
		LH AND RH DOOR ASSEMBLIES -CONT					
15 -	7	528003	.	SCREW,MACH-BIND HD 3-48 X 1/2 LG	ATT PT	3	
-	8	528004	.	INSERT-COLUMN DOOR		1	
-	9	347890	.	PLATE AND GASKET ASSEMBLY, LH		1	1
-	9	347889	.	PLATE ASSEMBLY		1	2
-	10	528063	.	SCREW-PLATE MOUNTING	ATT PT	2	
-	11	528197	.	. . CORD-SPONGE		1	
-	12	347880	.	. . PLATE-LEFT COLUMN-TOP		1	
				USED ON ASSEMBLY 347890 ONLY			
-	12	347879	.	. . PLATE-RIGHT COLUMN-TOP			
				USED ON ASSEMBLY 347889 ONLY			
-	13	255886	.	PIN,SPRING- 0.069 X 1/2 LG		1	
-	14	257965	.	SETSCREW-SPLINE DR CUP PT 4-40 X 3/8 LG		1	
-	15	528075	.	LATCH ASSEMBLY-COLUMN		1	
-	16	528048	.	STUD-PIVOT LOCK HANDLE	ATT PT	1	
-	17	528077	.	. . SPRING-ROLLER RETAINING		1	
-	18	528079	.	. . ROLLER-LATCH HANDLE		1	
-	19	528073	.	. . PIN-LOCK HANDLE	ATT PT	1	
-	20	528074	.	. . SLIDE-LATCH		1	
-	21	528069	.	. . STUD-HEX HD NO. 4-40 X 19/32 LG	ATT PT	2	
-	22	526228	.	. . LATCH-COLUMN DOOR		1	
-	23	304417	.	. . SPRING,HELICAL,COMPR- 10 TURNS		1	
-	24	528078	.	. . HANDLE-COLLAR LOCK		1	
-	25	535104	.	BUSHING-COLUMN DOOR HANDLE		2	
-	26	526230	.	FRAME-VACUUM COLUMN DOOR LEFT HAND		1	1
-	26	526229	.	FRAME-VACUUM COLUMN DOOR RIGHT HAND		1	2
				REEL DRIVE PANEL ASSEMBLY			
16 -		5344899		PANEL ASSEMBLY,REEL DRIVE		REF	
				SEE LIST 10-47 FOR NEXT HIGHER ASSEMBLY			
				AND FIG. 15 FOR ILLUSTRATION			
-	1	5344888	.	COVER,REEL DRIVE-PANEL SAFETY		1	
-	2	58207	.	SCREW,MACH-UNDRCT BIND HD 8-32 X 1/4 LG	ATT PT	4	
				SEE LIST 39-87 FOR COMPONENT PARTS			
-	3	5344901	.	CABLE ASSEMBLY,REEL DRIVE,PANEL		1	
-	4	187466	.	SHIELD- 12 POSITION		2	
-	5	210984	.	SCREW,MACH-RH 6-32 X 1/4 LG	ATT PT	2	
-	6	520909	.	TERMINAL BD- 12 SCREW W/FTHRU LUG TERM		2	
-	7	210884	.	STUD-SHIELD	ATT PT	6	
-	8	210883	.	STUD,EXT- 6-32 INT EXT THD X 0.900 LG OA	ATT PT	2	
-	9	520893	.	STRIP-MARKER		1	
-	10	5344886	.	MARKER STRIP, 12 POSITION		1	
-	11	317127	.	RESISTOR		1	
-	12	55726	.	SCREW,MACH-BIND HD 6-32 X 3/16 LG	ATT PT	2	
-	13	2102204	.	BRACKET-RESISTOR MOUNTING		2	
-	14	325434	.	STUD	ATT PT	2	
-	15	2102204	.	BRACKET-RESISTOR MOUNTING		22	
-	16	221790	.	SCREW,MACH-BIND HD 8-32 X 3/16 LG	ATT PT	22	
-	17	476364	.	RESISTOR-FXD-WW 5 OHM P/M 10PCT 50W		12	
-	18	5344887	.	RESISTOR,FXD-WW-10 OHM P/M 10 PCT 50W		4	
-	19	55726	.	SCREW,MACH-BIND HD 6-32 X 3/16 LG	ATT PT	8	
-	20	325434	.	STUD		2	
-	21	5355417	.	LABEL,REEL DRIVE PANEL		1	
-	22	598479	.	SEMICONDUCTOR DEVICE,D10- 150V 10 AMP		4	

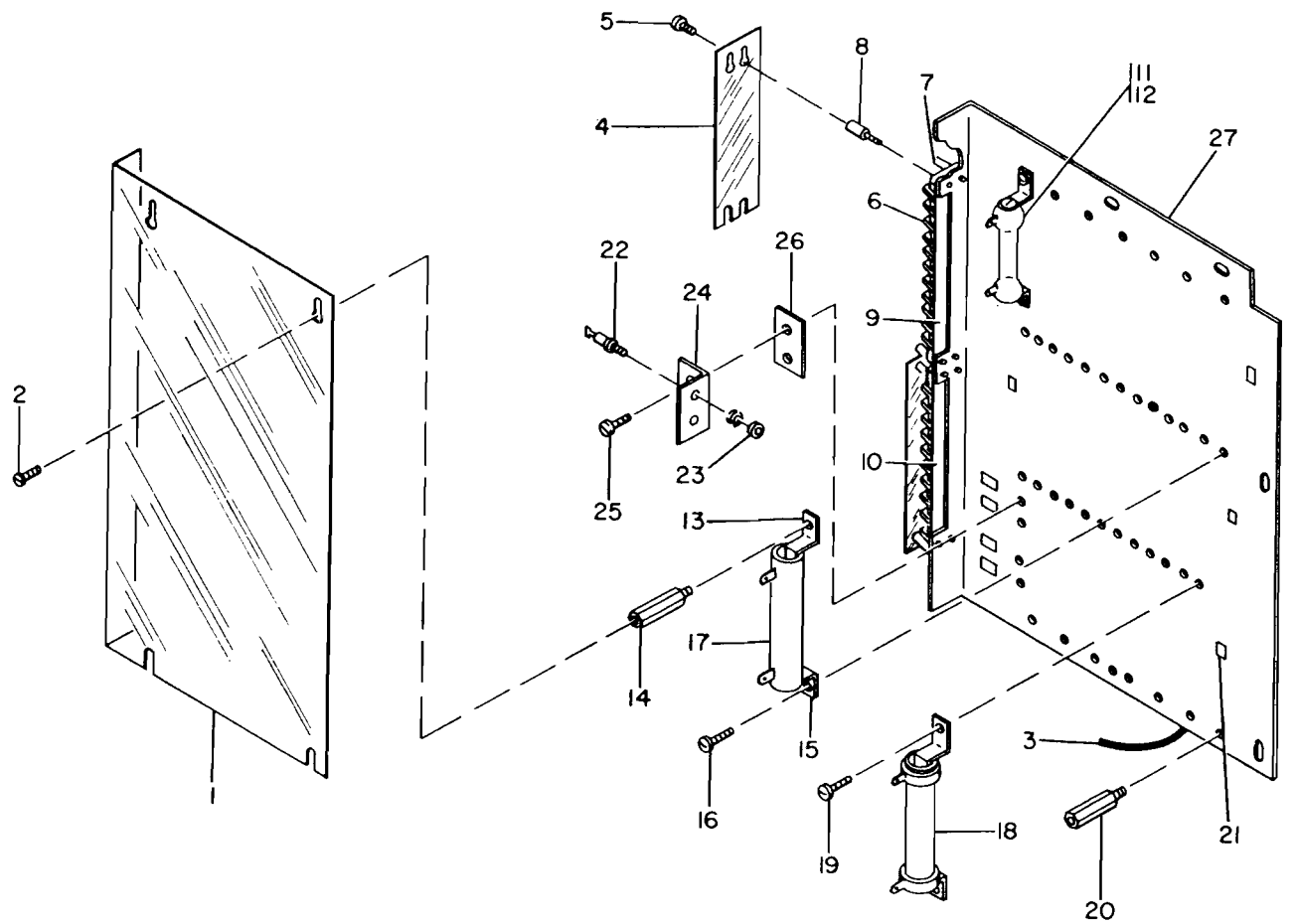



FIGURE 15. REEL DRIVE PANEL ASSEMBLY. SEE LIST 16.

LIST AND INDEX NO.	PART NO.	DESCRIPTION	UNITS PER ASM.	USABLE ON CODE
REEL DRIVE PANEL ASSEMBLY -CONT				
16 - 23	11598	• NUT,PLAIN,HEX- 10-32 X 3/8 FL W	ATT PT	2
- 24	5355409	• BRACKET,TRANSISTOR		2
- 25	350884	• SCREW	ATT PT	4
- 26	5355410	• INSULATOR,TRANSISTOR BRACKET		2
- 27	5344889	• PANEL,REEL DRIVE		1
TRANSPORT AND COLUMN ASSEMBLY				
17 -	5345001	TRANSPORT AND COLUMN ASSEMBLY SEE LIST 10-104 FOR NEXT HIGHER ASSEMBLY AND FIG. 16 FOR ILLUSTRATION		REF
- 1	526488	• STATIC REDUCER ASSEMBLY		2
- 2	129654	• SCREW,CAP,SOC HD- 10-32 X 3/4 LG	ATT PT	2
- 3	535308	• PRINTED CIRCUIT BOARD-STATIC REDUCER		1
- 4	338238	• SCREW,MACH-BIND HD 4-40 X 5/16 LG	ATT PT	2

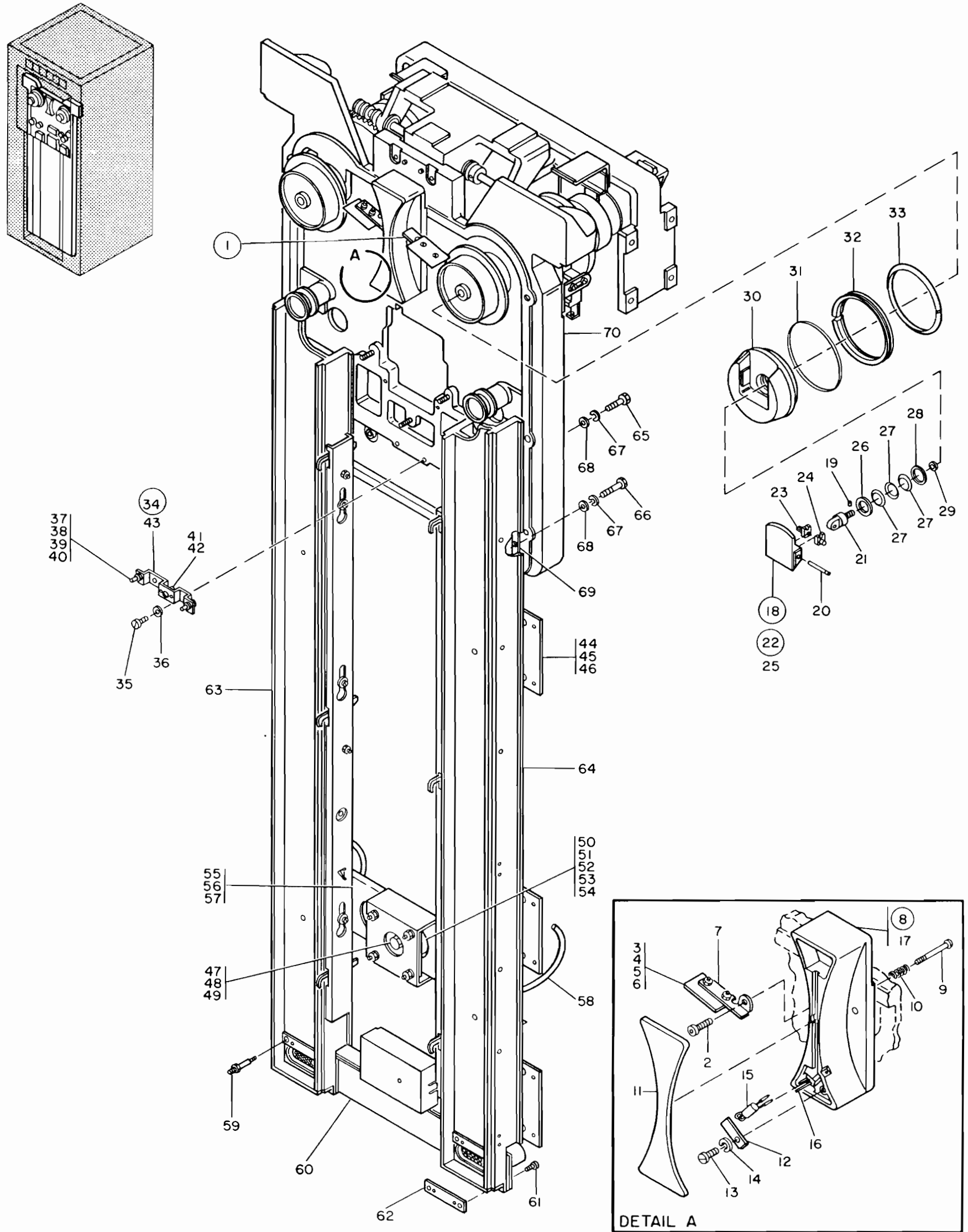


FIGURE 16. TRANSPORT AND COLUMN ASSEMBLY. SEE LIST 17.



LIST AND INDEX NO.	PART NO.	DESCRIPTION				UNITS PER ASM.	USABLE ON CODE
		1	2	3	4		
TRANSPORT AND COLUMN ASSEMBLY -CONT							
17 - 5	338169	. .	WASHER, LOCK-EXT TEETH NO. 4 X 9/32 OD	ATT PT	2		
- 6	257186	. .	NUT, PLAIN, HEX- 4-40 X 5/16 FL W	ATT PT	2		
- 7	526487	. .	BRACKET-STATIC REDUCER		1		
- 8	528203	. .	GUARD ASSEMBLY-FINGER		1		
- 9	526998	. .	SCREW-HEAD PLUG 3-48 X 1-3/8 LG		1		
- 10	528354	. .	SPRING, HELICAL, COMPR-APPROX 9 TURNS		1		
- 11	528202	. .	COVER-FINGER GUARD		1		
- 12	517803	. .	CLAMP-REWIND SENSING PHOTOCELL		1		
- 13	91373	. .	SCREW, MACH-BIND HD 3-48 X 1/4 LG	ATT PT	1		
- 14	1091111	. .	WASHER, LOCK-INT TEETH NO. 3 X 0.225 OD	ATT PT	1		
- 15	526002	. .	PHOTOCELL ASSEMBLY-REWIND SENSING		1		
- 16	344175	. .	TERMINAL, QUICK DISCONNECT- 2 POS		2		
- 17	528204	. .	GUARD-FINGER		1		
- 18	5344952	. .	HANDLE ASSEMBLY, REEL LATCH		2		
- 19	5344963	. .	PELLET, REEL LATCH	ATT PT	2		
- 20	104705	. .	PIN-SHAFT		1		
- 21	5344953	. .	SHAFT, REEL LATCH-PIVOT		1		
- 22	5344954	. .	HANDLE, REEL LATCH		1		
- 23	5344959	. . .	INSERT, REEL LATCH HANDLE-LH		1		
- 24	5344958	. . .	INSERT, REEL LATCH HANDLE-RH		1		
- 25	NO NO.	. . .	HANDLE		1		
- 26	5344955	. .	COLLAR, REEL LATCH-THRUST		2		
- 27	5344957	. .	WASHER, BELLEVILLE		6		
- 28	5344956	. .	WASHER, REEL LATCH-THRUST		2		
- 29	602074	. .	SPACER-LATCH		AR		
- 30	5344951	. .	COVER, REEL LATCH		2		
- 31	5344961	. .	RETAINER, EXPANDING REEL RING		2		
- 32	5344960	. .	RING, EXPANDING REEL		2		
- 33	5344962	. .	RING, INNER EXPANDING REEL		2		
- 34	528550	. .	BRACKET ASSEMBLY-LOCATING		1		
- 35	443	. .	SCREW, MACH-FIL H 10-32 X 3/8 LG	ATT PT	2		
- 36	9092	. .	WASHER, LOCK-SPLIT 0.194 X 0.377 OD	ATT PT	2		
- 37	528198	. .	STUD-COVER LOCATING		2		
- 38	251970	. .	SCREW, MACH-BIND HD 4-40 X 1/4 LG	ATT PT	2		
- 39	150209	. .	WASHER, LOCK-INT TEETH NO. 4 X 0.270 OD	ATT PT	2		
- 40	257985	. .	WASHER, FL-NO. 4 X 1/4 OD X 0.022 THK	ATT PT	2		
- 41	313453	. .	LATCH-CARD FEED COVER		1		
- 42	307107	. .	STUD-SQUEEZE BAR LEVER	ATT PT	2		
- 43	528551	. .	BRACKET-COVER LOCATING		1		
- 44	530944	. .	BRACKET-VACUUM SWITCH		6		
- 45	120211	. .	SCREW, MACH-HEX HD 10-32 X 1/2 LG	ATT PT	12		
- 46	344052	. .	SPACER- 0.203 ID X 0.440 OD X 0.242 THK		12		
- 47	528199	. .	SCREW, MACH-HEX HD 3/4-16 X 4 LG		1		
- 48	10309	. .	LOCKWASHER		1		
- 49	24107	. .	NUT, PLAIN, HEX- 3/8 X 9/16 FL W		2		
- 50	528299	. .	MOUNT, RESILIENT- 0.391 DIA CTR HOLE		1		
- 51	130434	. .	SCREW, MACH-HEX HD 10-32 X 3/8 LG	ATT PT	4		
- 52	9092	. .	WASHER, LOCK-SPLIT 0.194 X 0.377 OD	ATT PT	4		
- 53	45690	. .	WASHER, FL-NO. 10 X 7/16 OD X 1/32 THK	ATT PT	4		
- 54	11598	. .	NUT, PLAIN, HEX- 10-32 X 3/8 FL W	ATT PT	4		
- 55	528188	. .	BRACE-COLUMN		1		
- 56	443	. .	SCREW, MACH-FIL H 10-32 X 3/8 LG	ATT PT	8		
- 57	9092	. .	WASHER, LOCK-SPLIT 0.194 X 0.377 OD	ATT PT	8		
- 58	528001	. .	HOSE, NONMETALLIC-VACUUM 3/16 ID X 3/8 OD		AR		
- 59	528283	. .	ADAPTER-LOWER VACUUM SWITCH		2		
- 60	5345020	. .	MANIFOLD ASSEMBLY		1		
- 61	38353	. .	SEE LIST 18 FOR DETAIL BREAKDOWN SCREW, MACH-FIL H 6-32 X 7/16 LG	ATT PT	6		

LIST AND INDEX NO.	PART NO.	DESCRIPTION				UNITS PER ASM.	USABLE ON CODE
		1	2	3	4		
		TRANSPORT AND COLUMN ASSEMBLY -CONT					
17 - 62	528282	.	BRACKET-MANIFOLD MOUNTING			4	
- 63	5355420	.	COLUMN ASSEMBLY,VACUUM-LH SEE LIST 19 FOR DETAIL BREAKDOWN			1	
- 64	5355421	.	COLUMN ASSEMBLY,VACUUM-RH SEE LIST 19 FOR DETAIL BREAKDOWN			1	
- 65	219620	.	SCREW,MACH-HEX HD 10-32 X 1-3/16 LG	ATT PT		4	
- 66	204616	.	SCREW,MACH-HEX HD 10-32 X 1 LG	ATT PT		4	
- 67	56079	.	WASHER,LOCK-EXT TEETH NO. 10 X 0.410 OD	ATT PT		8	
- 68	45690	.	WASHER,FL-NO. 10 X 7/16 OD X 1/32 THK	ATT PT		8	
- 69	352479	.	SHIM-VACUUM COLUMN			1	
- 70	5345003	.	TRANSPORT ASSEMBLY,TAPE SEE LIST 20 FOR DETAIL BREAKDOWN			1	
		MANIFOLD ASSEMBLY					
18 -	5345020		MANIFOLD ASSEMBLY SEE LIST 17-60 FOR NEXT HIGHER ASSEMBLY AND FIG. 17 FOR ILLUSTRATION			REF	
- 1	528001	.	HOSE,NONMETALLIC-VACUUM 3/16 ID X 3/8 OD			AR	
- 2	5345017	.	ADAPTOR,VACUUM SWITCH			1	
- 3	516074	.	NUT,PLAIN,HEX- 1/4-20 X 9/16 FL W	ATT PT		2	
- 4	5345019	.	SWITCH ASSEMBLY,VACUUM			1	
- 5	19944	.	SCREW,MACH-BIND HD 8-32 X 3/4 LG	ATT PT		2	
- 6	515902	.	COVER-VACUUM SWITCH			1	
- 7	5345022	.	NUT,SWITCH ACTUATOR			1	
- 8	23815	.	NUT,PLAIN,HEX- 5-40 X 5/16 FL W	ATT PT		1	
- 9	320891	.	SPRING,HELICAL COMPR- 12 TURNS			1	
- 10	332696	.	SUPPORT-VAC SW			1	
- 11	5644	.	SCREW,MACH-FIL H 6-32 X 5/8 LG	ATT PT		2	
- 12	62031	.	WASHER,LOCK-INT TEETH NO. 6 X 0.295 OD	ATT PT		2	
- 13	257187	.	NUT,PLAIN,HEX- 6-32 X 5/16 FL W	ATT PT		2	
- 14	332699	.	SPACER-VAC SW 2-7/8 OD X 1/8 THK			1	
- 15	38352	.	SCREW,MACH-FIL H 6-32 X 3/8 LG	ATT PT		4	
- 16	62031	.	WASHER,LOCK-INT TEETH NO. 6 X 0.295 OD	ATT PT		4	
- 17	332692	.	DIAPHRAGM ASSEMBLY-VACUUM SWITCH			1	
- 18	5345023	.	SWITCH,SPDT			1	
- 19	52523	.	SCREW,MACH-FIL H 4-40 X 5/8 LG	ATT PT		2	
- 20	257984	.	WASHER,LOCK-SPLIT NO. 4 X 0.212 OD	ATT PT		2	
- 21	5345021	.	PLATE,SWITCH MOUNTING			1	
- 22	322552	.	SCREW,MACH-BIND HD 6-32 X 7/8 LG	ATT PT		2	
- 23	257187	.	NUT,PLAIN,HEX- 6-32 X 5/16 FL W	ATT PT		2	
- 24	515901	.	BASE-VACUUM SWITCH			1	
- 25	5345018	.	BRACKET,VACUUM SWITCH MOUNTING			2	
- 26	34512	.	SCREW,MACH-BIND HD 8-32 X 3/8 LG	ATT PT		2	
- 27	528284	.	SCREEN-MANIFOLD			2	
- 28	5345016	.	MANIFOLD			1	

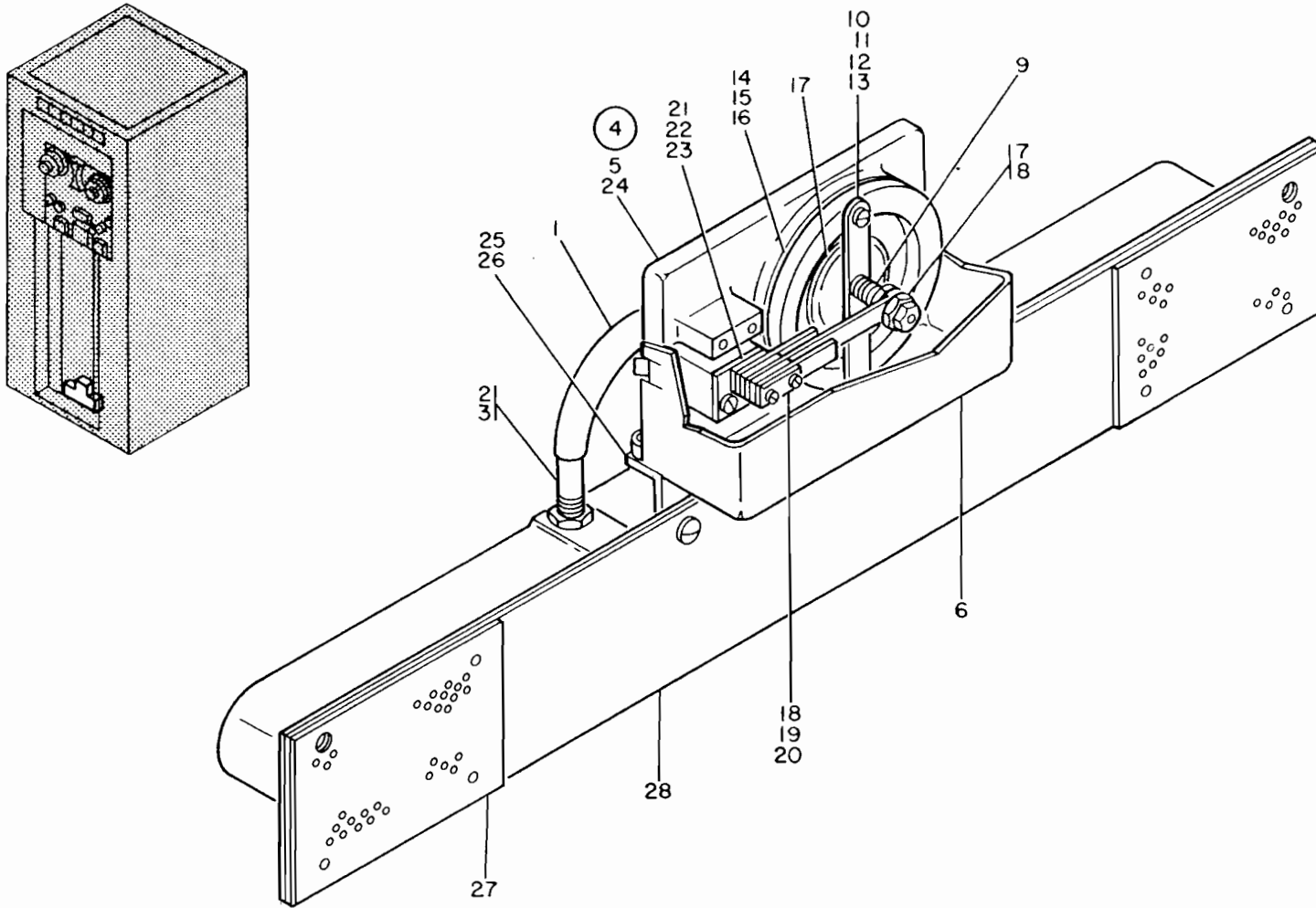


FIGURE 17. MANIFOLD ASSEMBLY. SEE LIST 18.

LIST AND INDEX NO.	PART NO.	DESCRIPTION				UNITS PER ASM.	USABLE ON CODE
		1	2	3	4		
LH AND RH VACUUM COLUMN ASSEMBLIES							
19 -	5355420	COLUMN ASSEMBLY, VACUUM-LH SEE LIST 17-63 FOR NEXT HIGHER ASSEMBLY AND FIG. 18 FOR ILLUSTRATION				REF	1
-	5355421	COLUMN ASSEMBLY, VACUUM-RH SEE LIST 17-64 FOR NEXT HIGHER ASSEMBLY AND FIG. 18 FOR ILLUSTRATION				REF	2
- 1	528022	• SPRING, HELICAL, EXTENSION				1	
- 2	352478	• SPRING, HELICAL, EXTENSION- 59 TURNS				3	
- 3	49087	• WASHER-FL 0.12875 X 3/8 OD X 0.200 LG				3	
- 4	438549	• SCREW, MACH-BIND HD 4-40 X 7/16 LG				ATT PT	
- 5	150209	• WASHER, LOCK-INT TEETH NO. 4 X 0.270 OD				ATT PT	
- 6	37913	• NUT, PLAIN, HEX- 4-40 X 1/4 FL W				ATT PT	
- 7	528029	• BLOCK-BAIL ACTUATING				1	
- 8	38235	• SCREW, MACH-FIL H 6-32 X 5/16 LG				ATT PT	
- 9	528033	• BAIL-ACTUATING LATCH LEFT HAND				1	1
- 9	528043	• BAIL-ACTUATING LATCH RIGHT HAND				1	2
- 10	528037	• STUD-SPRING				1	
- 11	528065	• CAM ASSEMBLY-LATCH LEFT HAND				3	1
- 11	528070	• CAM ASSEMBLY-LATCH RIGHT HAND				3	2

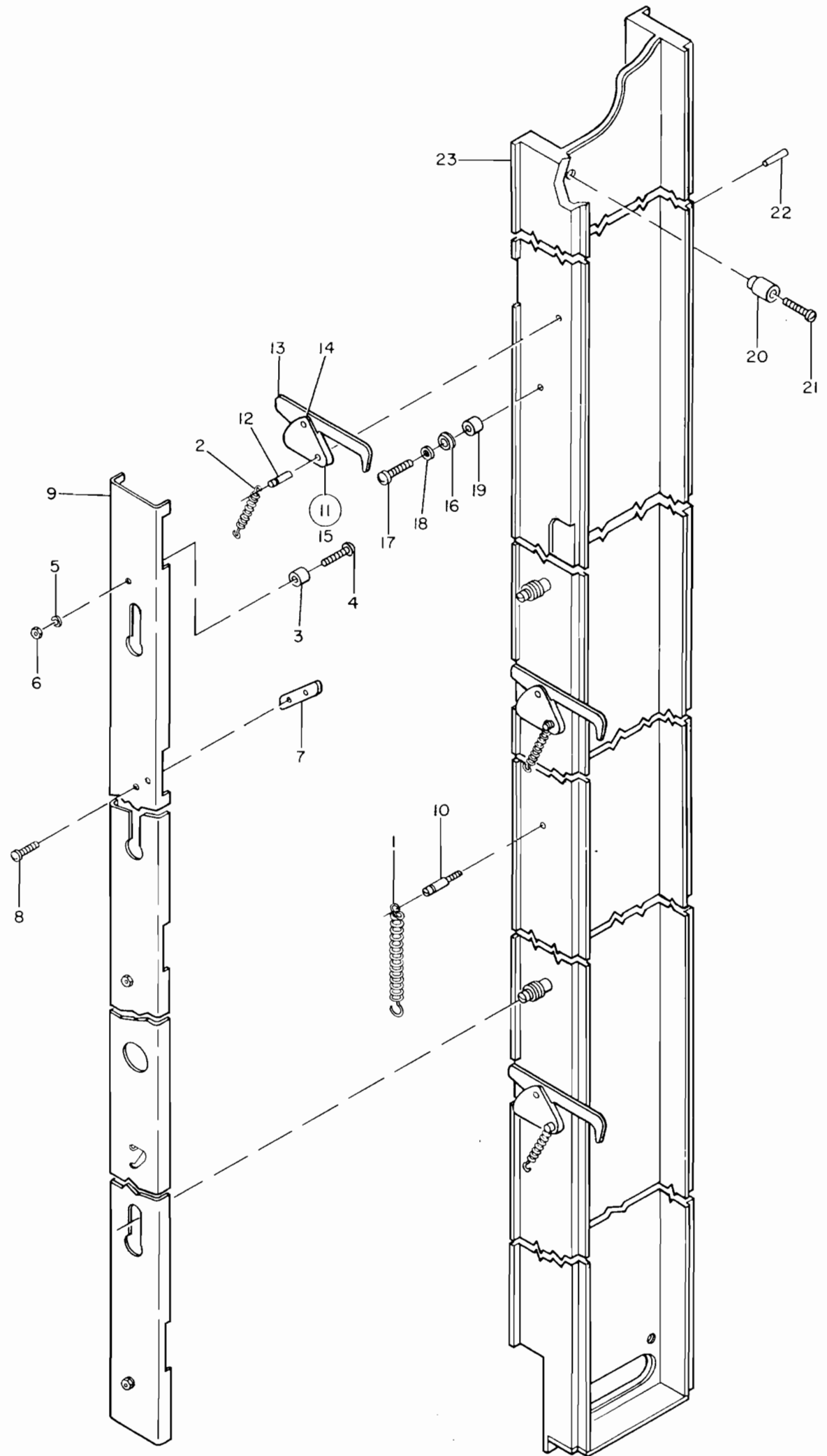
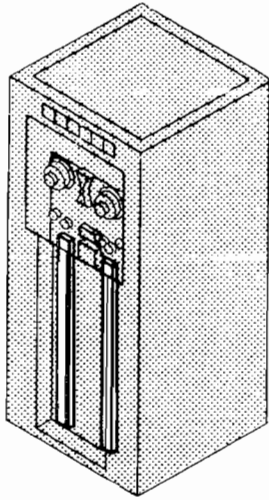


FIGURE 18. LH AND RH VACUUM COLUMN ASSEMBLIES. SEE LIST 19.

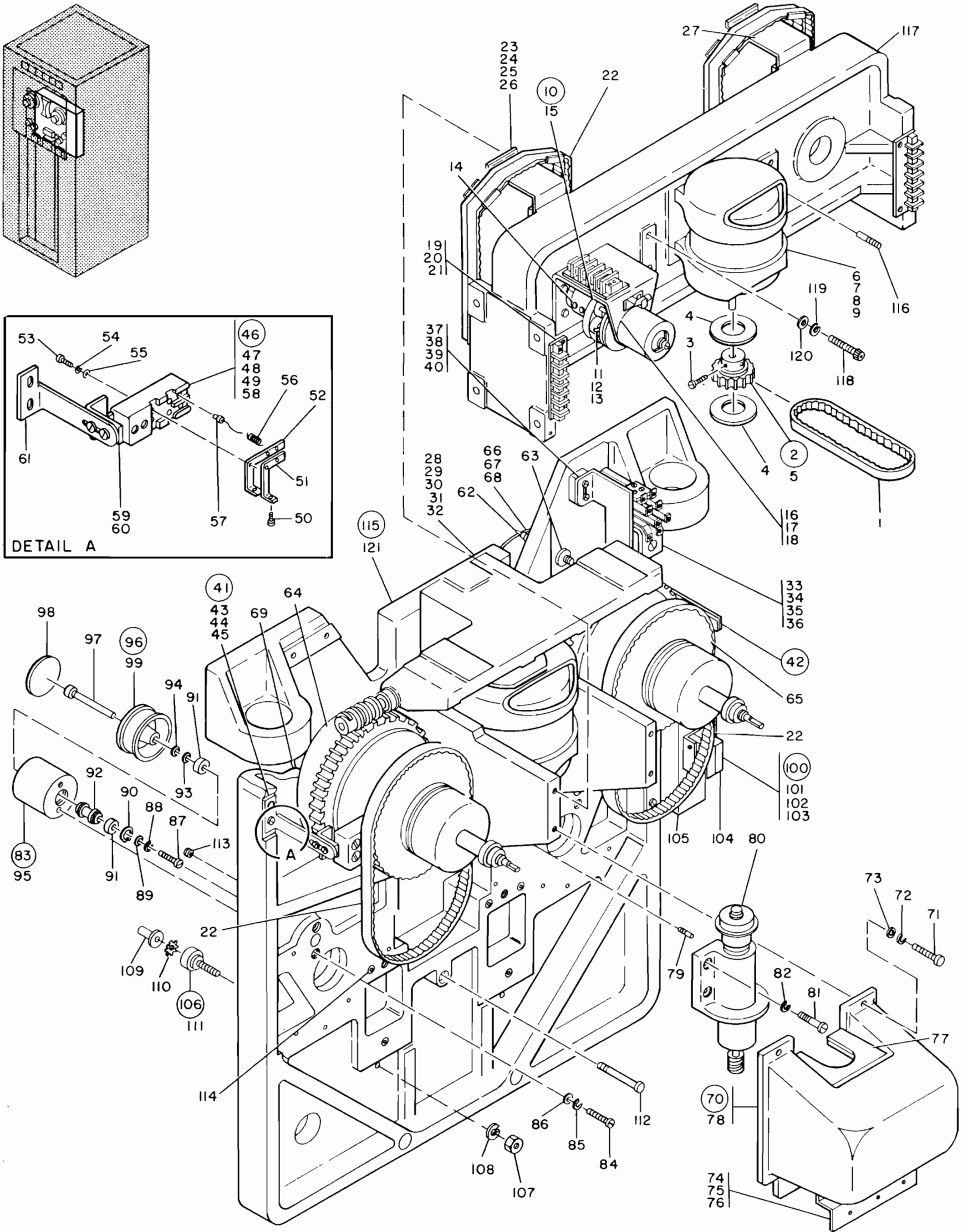


FIGURE 19. TAPE TRANSPORT ASSEMBLY. SEE LIST 20.

LIST AND INDEX NO.	PART NO.	DESCRIPTION	UNITS PER ASM.	USABLE ON CODE
		LH AND RH VACUUM COLUMN ASSEMBLIES -CONT		
19 - 12	104696	. PIN,STR,HDLS- 1/8 DIA X 1/2 LG	ATT PT	3
- 13	528071	. . LATCH-COLUMN-RH USED ON ASSEMBLY 528070 ONLY		1
- 13	528066	. . LATCH-COLUMN-LH USED ON ASSEMBLY 528065 ONLY		1
- 14	528068	. . PIN-RETAINING-LATCH	ATT PT	1
- 15	528072	. . CAM-LATCH ACTUATING-RH USED ON ASSEMBLY 528070 ONLY		1
- 15	528067	. . CAM-LATCH ACTUATING-LH USED ON ASSEMBLY 528065 ONLY		1
- 16	528023	. BUSHING-GUIDE		3
- 17	438548	. SCREW,MACH-BIND HD 4-40 X 3/16 LG	ATT PT	3
- 18	535317	. WASHER,FL-NO. 4 X 0.240 OD X 0.060 THK	ATT PT	3
- 19	528019	. STUD-BAIL GUIDE MOUNTING		3
- 20	347878	. GUIDE-TAPE		1
- 21	517276	. SCREW,MACH-FIL H 4-40 X 5/8 LG	ATT PT	1
- 22	528047	. PIN-GROOVE HANDLE		3
- 23	5355413	. CHAMBER,VACUUM-LH		1
- 23	5355414	. CHAMBER,VACUUM-RH		1
		TAPE TRANSPORT ASSEMBLY		
20 -	5345003	TRANSPORT ASSEMBLY,TAPE SEE LIST 17-70 FOR NEXT HIGHER ASSEMBLY AND FIG. 19 FOR ILLUSTRATION		REF
- 1	530726	. BELT-JACKSHAFT DRIVE		1
- 2	530723	. PULLEY ASSEMBLY-JACKSHAFT DRIVE		1
- 3	1100523	. SETSCREW-SPLINE DR CUP PT 6-32 X 3/16 LG	ATT PT	2
- 4	530725	. . FLANGE-JACKSHAFT DRIVE PULLEY		2
- 5	530724	. . PULLEY-JACKSHAFT DRIVE		1
- 6	530722	. MOTOR-TAPE GUIDE RAISING		1
- 7	149898	. SCREW,MACH-SOC HD NO. 8-32 X 1 LG	ATT PT	4
- 8	1090873	. WASHER,LOCK-SPLIT NO. 8 X 0.296 OD	ATT PT	4
- 9	22478	. WASHER,FL- 0.170 ID 0.375 OD 0.032 THK	ATT PT	4
- 10	348462	. MAGNET ASSEMBLY		1
- 11	526070	. . MAGNET-PERMANENT		8
- 12	38250	. . SCREW,MACH-FIL H 2-56 X 3/8 LG	ATT PT	8
- 13	219549	. . WASHER,LOCK-SPLIT NO. 2 X 0.165 OD	ATT PT	8
- 14	257973	. . SETSCREW-SPLINE DR CUP PT 6-32 X 5/16 LG		2
- 15	348470	. . HUB-MAGNET MOUNTING		1
- 16	348458	. BRACKET AND SWITCH ASSEMBLY SEE LIST 21 FOR DETAIL BREAKDOWN		1
- 17	38235	. SCREW,MACH-FIL H 6-32 X 5/16 LG	ATT PT	3
- 18	6364	. WASHER,LOCK-SPLIT NO. 6 X 1/4 OD	ATT PT	3
- 19	480009	. BLOCK-TERMINAL BARRIER-6 POSITION		2
- 20	322550	. SCREW,MACH-BIND HD 6-32 X 1/2 LG	ATT PT	4
- 21	5355407	. STRIP,MARKER-INSULATING		2
- 22	5344908	. BELT,CLUTCH DRIVE		6
- 23	5344906	. BRACKET,SPARE BELT		4
- 24	81693	. SCREW,MACH-BIND HD 6-32 X 3/8 LG	ATT PT	8
- 25	6364	. WASHER,LOCK-SPLIT NO. 6 X 1/4 OD	ATT PT	8
- 26	257986	. WASHER,FL-NO. 6 X 5/8 OD X 0.035 THK	ATT PT	8
- 27	5355402	. BRACKET		2
- 28	161370	. PIN,TAPERED,THREADED- 1-1/2 LG X NO. 2		2

LIST AND INDEX NO.	PART NO.	DESCRIPTION				UNITS PER ASM.	USABLE ON CODE
		1	2	3	4		
TAPE TRANSPORT ASSEMBLY -CONT							
20 - 29	530707	. DRIVE ASSEMBLY-BRAKE SEE LIST 22 FOR DETAIL BREAKDOWN				1	
- 30	38688	. SCREW,MACH-HEX HD 1/4-20 X 3/4 LG				ATT PT	4
- 31	6935	. WASHER,LOCK-SPLIT 1/4 X 0.493 OD				ATT PT	4
- 32	338595	. WASHER,FL- 5/16 ID X 5/8 OD X 1/16 THK				ATT PT	4
- 33	530731	. RELAY ASSEMBLY-FILE PROTECT SEE LIST 23 FOR DETAIL BREAKDOWN					1
- 34	110775	. SCREW,MACH-HEX HD 8-32 X 5/16 LG				ATT PT	2
- 35	1090873	. WASHER,LOCK-SPLIT NO. 8 X 0.296 OD				ATT PT	2
- 36	22478	. WASHER,FL- 0.170 ID 0.375 OD 0.032 THK				ATT PT	2
- 37	530733	. BRACKET-FILE PROTECT RELAY MOUNTING					1
- 38	358	. SCREW,MACH-FIL H 10-32 X 3/4 LG				ATT PT	2
- 39	9092	. WASHER,LOCK-SPLIT 0.194 X 0.377 OD				ATT PT	2
- 40	45690	. WASHER,FL-NO. 10 X 7/16 OD X 1/32 THK				ATT PT	2
- 41	5345099	. BLOCK AND BRACKET ASSEMBLY,RH					1
- 42	5345098	. BLOCK AND BRACKET ASSEMBLY,LH					1
- 43	845	. SCREW,MACH-FIL H 8-32 X 1/2 LG				ATT PT	4
- 44	1090873	. WASHER,LOCK-SPLIT NO. 8 X 0.296 OD				ATT PT	4
- 45	22478	. WASHER,FL- 0.170 ID 0.375 OD 0.032 THK				ATT PT	4
- 46	528280	. . BLOCK ASM-LEFT REAR CLUTCH COMMUTATOR USED ON ASSEMBLY 5345099 ONLY					1
- 46	528210	. . BLOCK ASSEMBLY-COMMUTATOR USED ON ASSEMBLY 5345098 ONLY					1
- 47	38265	. . SCREW,MACH-FIL H 4-40 X 7/16 LG				ATT PT	4
- 48	257984	. . WASHER,LOCK-SPLIT NO. 4 X 0.212 OD				ATT PT	4
- 49	257985	. . WASHER,FL-NO. 4 X 1/4 OD X 0.022 THK				ATT PT	4
- 50	10170	. . . SCREW,MACH-BIND HD.6-32 X 1/4 LG					2
- 51	528212	. . . TERMINAL-UPPER CONTACT					1
- 52	528213	. . . TERMINAL-LOWER CONTACT					1
- 53	38265	. . . SCREW,MACH-FIL H 4-40 X 7/16 LG				ATT PT	3
- 54	257984	. . . WASHER,LOCK-SPLIT NO. 4 X 0.212 OD				ATT PT	3
- 55	257985	. . . WASHER,FL-NO. 4 X 1/4 OD X 0.022 THK				ATT PT	3
- 56	350673	. . . SPRING,HELICAL,COMPR					2
- 57	350672	. . . BRUSH-COMMUTATOR					2
- 58	528209	. . . BLOCK-COMMUTATOR BRUSH					1
- 59	5344983	. . BRACKET,BRUSH BLOCK MOUNTING USED ON ASSEMBLY 5345099 ONLY					1
- 59	352763	. . BRACKET-BRUSH BLOCK MOUNTING USED ON ASSEMBLY 5345098 ONLY					1
- 60	34512	. . SCREW,MACH-BIND HD 8-32 X 3/8 LG				ATT PT	4
- 61	5345097	. . SUPPORT USED ON ASSEMBLY 5345099 ONLY					1
- 61	5345096	. . SUPPORT,BRUSH BRACKET MOUNTING-LH USED ON ASSEMBLY 5345098 ONLY					1
- 62	528268	. PIN-FILE PROTECT 5/32 DIA X 1-7/8 LG					1
- 63	528312	. GUIDE-FILE PROTECT PIN					1
- 64	5344984	. SHAFT ASSEMBLY,RIGHT REEL CLUTCH SEE LIST 24 FOR DETAIL BREAKDOWN					1
- 65	5344985	. SHAFT ASSEMBLY,LEFT REEL CLUTCH SEE LIST 24 FOR DETAIL BREAKDOWN					1
- 66	528303	. PLATE-BEARING RETAINER					2
- 67	38354	. SCREW,MACH-FIL H 6-32 X 1/2 LG				ATT PT	6
- 68	6364	. WASHER,LOCK-SPLIT NO. 6 X 1/4 OD				ATT PT	6
- 69	515969	. RING,RETAINING-INT 1.217 OD X 0.050 THK					2
- 70	348476	. COVER ASSEMBLY-PLATE AND INSULATION					1
- 71	250627	. SCREW,CAP,SOC HD- 6-32 X 3/8 LG				ATT PT	5
- 72	6364	. WASHER,LOCK-SPLIT NO. 6 X 1/4 OD				ATT PT	5
- 73	257986	. WASHER,FL-NO. 6 X 5/8 OD X 0.035 THK				ATT PT	5

LIST AND INDEX NO.	PART NO.	DESCRIPTION				UNITS PER ASM.	USABLE ON CODE
		1	2	3	4		
TAPE TRANSPORT ASSEMBLY -CONT							
20 - 74	348474	. . PLATE-RECEPTACLE MOUNTING				1	
- 75	38351	. . SCREW,MACH-FIL H 6-32 X 5/16 LG				2	ATT PT
- 76	62031	. . WASHER,LOCK-INT TEETH NO. 6 X 0.295 OD				2	ATT PT
- 77	528228	. . INSULATOR-RUBBER REAR MOUNTED COVER				1	
- 78	528226	. . COVER-HEAD MECHANISM REAR				1	
- 79	1090395	. PIN,STR,HDLS- 1/8 DIA X 3/8 LG				2	
- 80	530717	. CLUTCH ASSEMBLY-JACKSHAFT				1	
		SEE LIST 26 FOR DETAIL BREAKDOWN					
- 81	232	. SCREW,MACH-FIL H 10-32 X 1/2 LG				4	ATT PT
- 82	9092	. WASHER,LOCK-SPLIT 0.194 X 0.377 OD				4	ATT PT
- 83	528345	. HOUSING ASSEMBLY-REWIND PULLEY				2	
- 84	38359	. SCREW,MACH-FIL H 6-32 X 7/8 LG				4	ATT PT
- 85	6364	. WASHER,LOCK-SPLIT NO. 6 X 1/4 OD				4	ATT PT
- 86	257986	. WASHER,FL-NO. 6 X 5/8 OD X 0.035 THK				4	ATT PT
- 87	250627	. . SCREW,CAP,SOC HD- 6-32 X 3/8 LG				1	
- 88	6364	. . WASHER,LOCK-SPLIT NO. 6 X 1/4 OD				1	
- 89	351039	. . WASHER,FL- 0.140 ID 0.312 OD 0.062 THK				1	
- 90	351046	. . RING,RETAINING-BOWED				1	
- 91	332752	. . BEARING,BALL,ANNULAR- 0.250 ID 0.625 OD				2	
- 92	351041	. . SPACER-REWIND PULLEY				1	
- 93	351043	. . SHIM-REWIND PULLEY				AR	
- 94	351044	. . SHIM- 0.257 ID X 0.375 OD X 0.0010 THK				AR	
- 95	351042	. . HOUSING-REWIND PULLEY				1	
- 96	528350	. . SHAFT ASSEMBLY-REWIND PULLEY				1	
- 97	351040	. . . SHAFT-REWIND PULLEY				1	
- 98	528353	. . . DISK-REWIND PULLEY DECORATIVE				1	
- 99	528352	. . . PULLEY,FLAT-REWIND				1	
-100	348449	. SWITCH ASSEMBLY-BRAKE RELEASE				1	
-101	443	. SCREW,MACH-FIL H 10-32 X 3/8 LG				2	ATT PT
-102	9092	. WASHER,LOCK-SPLIT 0.194 X 0.377 OD				2	ATT PT
-103	45690	. WASHER,FL-NO. 10 X 7/16 OD X 1/32 THK				2	ATT PT
-104	253267	. . SWITCH,PUSH-TRANSFER DPDT 125V AC 10 AMP				1	
-105	348450	. . BRACKET-BRAKE RELEASE				1	
-106	352599	. ADJUST ASSEMBLY-SINGLE				2	
-107	36109	. NUT,PLAIN,HEX- 1/4-20 X 7/16 FL W				2	ATT PT
-108	6935	. WASHER,LOCK-SPLIT 1/4 X 0.493 OD				2	ATT PT
-109	352596	. . STUD-ECCENTRIC MOUNTING POST				1	
-110	352598	. . RING,RETAINING-INT 0.750 OD X 0.015 THK				1	
-111	352597	. . SLEEVE-ECCENTRIC PROLAY ADJUSTMENT				1	
-112	528311	. STUD-HEAD MOUNTING				3	
-113	528491	. INSERT-PROLAY PIVOT				2	
-114	528507	. NUT,SPLINE				6	ATT PT
-115	5345035	. CASTING ASSEMBLY,TAPE TRANSPORT				1	
-116	161370	. . PIN,TAPERED,THREADED- 1-1/2 LG X NO. 2				2	
-117	5345033	. . CASTING,PLATE TAPE-REAR				1	
-118	124987	. . SCREW,MACH-HEX SOC HD 1/4-20 X 1-1/4 LG				4	ATT PT
-119	6935	. . WASHER,LOCK-SPLIT 1/4 X 0.493 OD				4	ATT PT
-120	3550	. . WASHER,FL- 1/4 X 9/16 OD X 0.050 THK				4	ATT PT
-121	535130	. . CASTING-TAPE TRANSPORT				1	
BRACKET AND SWITCH ASSEMBLY							
21 -	348458	BRACKET AND SWITCH ASSEMBLY SEE LIST 20-16 FOR NEXT HIGHER ASSEMBLY AND FIG. 20 FOR ILLUSTRATION				REF	



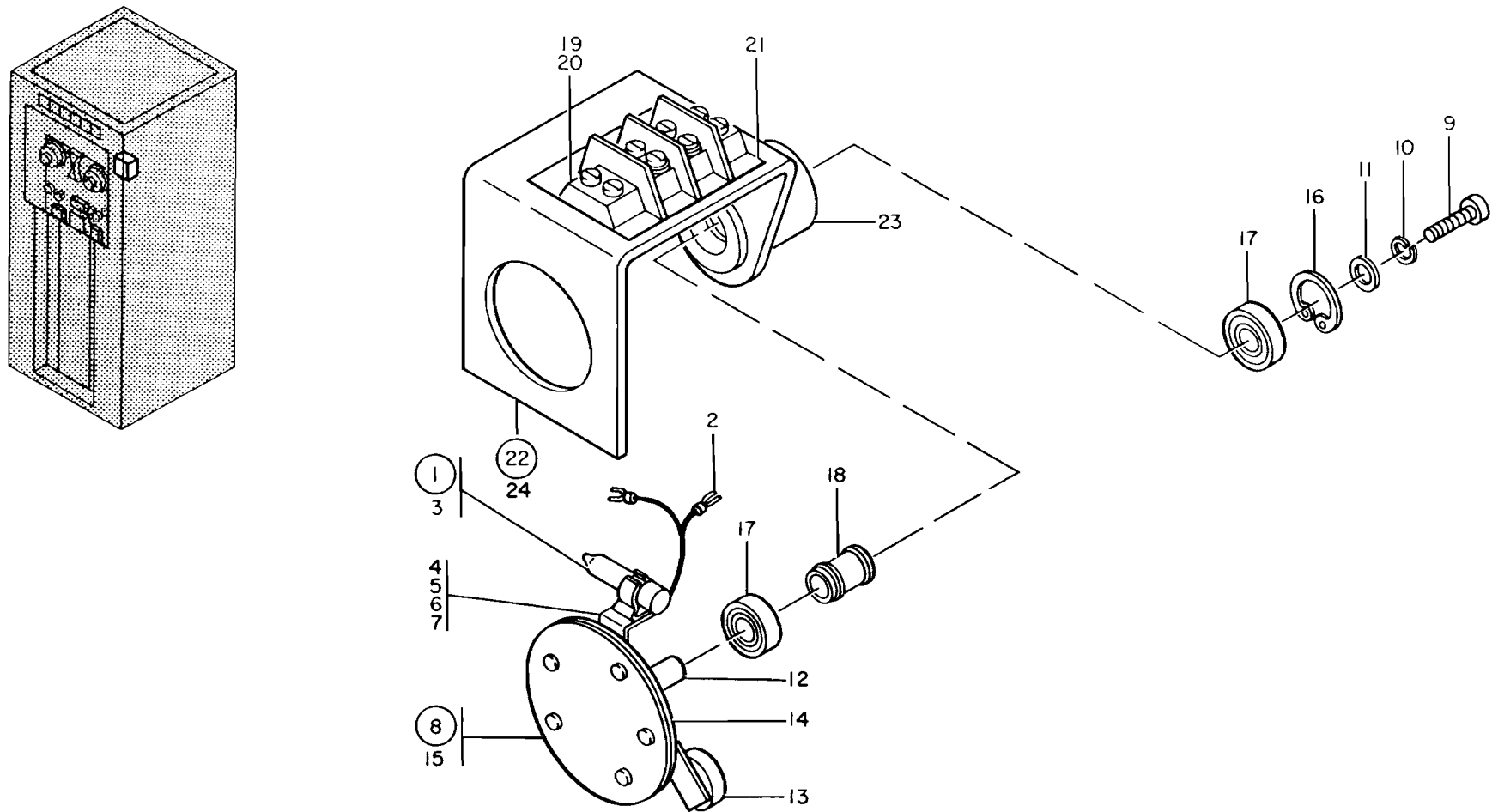


FIGURE 20. BRACKET AND SWITCH ASSEMBLY. SEE LIST 21.

LIST AND INDEX NO.	PART NO.	DESCRIPTION				UNITS PER ASM.	USABLE ON CODE
		1	2	3	4		
BRACKET AND SWITCH ASSEMBLY -CONT							
21 - 1	159821	•	CONTACT ASSEMBLY-POCKET STOP HG			1	
- 2	228828	•	•	TERMINAL,LUG-NONINS 18AWG NO. 4 MTG SLOT		2	
- 3	159820	•	•	COLLATOR		1	
- 4	159822	•	CLIP,SPRING TENSION-MERCURY TUBE			1	
- 5	38262	•	SCREW,MACH-FIL H 4-40 X 1/4 LG	ATT PT		1	
- 6	257984	•	WASHER,LOCK-SPLIT NO. 4 X 0.212 OD	ATT PT		1	
- 7	257186	•	NUT,PLAIN,HEX- 4-40 X 5/16 FL W	ATT PT		1	
- 8	554119	•	PLATE ASSEMBLY-SWITCH ARM			1	
- 9	250627	•	SCREW,CAP,SOC HD- 6-32 X 3/8 LG	ATT PT		1	
- 10	6364	•	WASHER,LOCK-SPLIT NO. 6 X 1/4 OD	ATT PT		1	
- 11	351039	•	WASHER,FL- 0.140 ID 0.312 OD 0.062 THK	ATT PT		1	
- 12	554116	•	SHAFT-FIELD DISC			1	
- 13	348459	•	•	ARM ASSEMBLY		1	
- 14	348466	•	•	FIELD-EDDY CURRENT-MAGNETIC		1	
- 15	348467	•	•	CONDUCTOR-EDDY CURRENT		1	
- 16	351046	•	RING,RETAINING-BOWED			1	
- 17	332752	•	BEARING,BALL,ANNULAR- 0.250 ID 0.625 OD			2	
- 18	351041	•	SPACER-REWIND PULLEY			1	
- 19	80817	•	TERMINAL BOARD			1	

LIST AND INDEX NO.	PART NO.	DESCRIPTION				UNITS PER ASM.	USABLE ON CODE
		1	2	3	4		
		BRACKET AND SWITCH ASSEMBLY -CONT					
21 -	20	322065	• SCREW,MACH-BIND HD 6-32 X 5/8 LG	ATT PT	4		
-	21	2101380	• MARKER STRIP- 2 POS NOS. 1 AND 2		1		
-	22	554117	• BRACKET ASSEMBLY		1		
-	23	554118	• • HOUSING-BEARING		1		
-	24	348468	• • BRACKET-SWITCH MOUNTING		1		
		BRAKE DRIVE ASSEMBLY					
22 -		530707	DRIVE ASSEMBLY-BRAKE SEE LIST 20-29 FOR NEXT HIGHER ASSEMBLY AND FIG. 21 FOR ILLUSTRATION		REF		
-	1	530715	• MOTOR ASSEMBLY-BRAKE DRIVE		1		
-	2	2031	• SCREW,MACH-FIL H 8-32 X 5/8 LG	ATT PT	4		
-	3	1090873	• WASHER,LOCK-SPLIT NO. 8 X 0.296 OD	ATT PT	4		
-	4	22478	• WASHER,FL- 0.170 ID 0.375 OD 0.032 THK	ATT PT	4		
-	5	332742	• • GEAR,WORM- 4 THD 0.5236 LEAD 0.500 PD		1		
-	6	141431	• • PIN,TAPERED,PLAIN- 3/8 LG X NO. 7-0	ATT PT	1		
-	7	352473	• • MOTOR,AC- 1/40 HP 220V 60CPS 3PH 3450RPM		1		
-	8	530712	• SHAFT ASSEMBLY-DRIVE		1		
-	9	332739	• • GEAR,WORM- 4 THD 0.7854 LEAD 0.625 PD		1		
-	10	23096	• • PIN,TAPERED,PLAIN- 1/2 LG X NO. 6	ATT PT	1		
-	11	530714	• • WORM-BRAKE DRIVE RIGHT		1		
-	12	23096	• • PIN,TAPERED,PLAIN- 1/2 LG X NO. 6	ATT PT	1		
-	13	139326	• • SPACER- 0.251 ID X 5/8 OD X 0.310 THK		1		
-	14	28564	• • PIN,TAPERED,PLAIN- 5/8 LG X NO. 6-0	ATT PT	1		
-	15	530917	• • GEAR,WORM		1		
-	16	28564	• • PIN,TAPERED,PLAIN- 5/8 LG X NO. 6-0	ATT PT	1		
-	17	530713	• • SHAFT-BRAKE		1		
-	18	139326	• SPACER- 0.251 ID X 5/8 OD X 0.310 THK		1		
-	19	28564	• PIN,TAPERED,PLAIN- 5/8 LG X NO. 6-0	ATT PT	1		
-	20	530708	• CASTING ASSEMBLY-DRIVE		1		
-	21	530711	• • BUSHING-OUTER STRUT		2		
-	22	530710	• • BUSHING-INNER STRUT		2		
-	23	530709	• • CASTING-BRAKE DRIVE		1		
		RELAY ASSEMBLIES					
23 -		530731	RELAY ASSEMBLY-FILE PROTECT SEE LIST 20-33 FOR NEXT HIGHER ASSEMBLY AND FIG. 22 FOR ILLUSTRATION		REF	1	
-		111351	RELAY ASM-ARM CONT ARR 1C AND 1C 40V DC SEE LIST 35-26 FOR NEXT HIGHER ASSEMBLY AND FIG. 22 FOR ILLUSTRATION		REF	2	
-	1	7991	• JUMPER ASM-BLK 4 IN. 20AWG 1 LUG EA END SEE LIST 39-84 FOR COMPONENT PARTS		1		
-	2	512407	• CAPACITOR RESISTOR- 0.1 UF 100 OHMS		1		
-	3	435599	• • TERMINAL,LUG-NONINS 18AWG NO. 8 MTG SLOT		2		
-	4	317011	• • RESISTOR,FXD,COMP- 470 OHMS P/M 5% 1/2W		1		
-	5	219641	• • CAPACITOR,FXD,PAPER- 0.1 UF 400V		1		
-	6	173211	• SCREW,MACH-RD WASHER HD 5-40 X 1-1/32 LG		2		

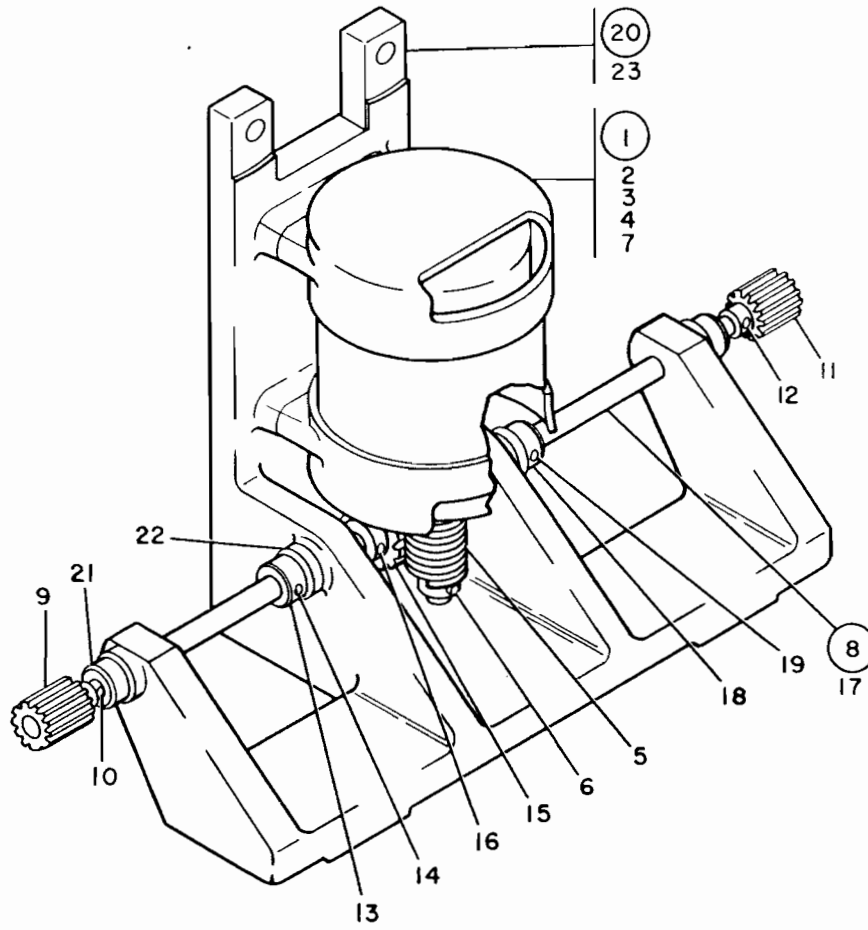



FIGURE 21. BRAKE DRIVE ASSEMBLY. SEE LIST 22.

LIST AND INDEX NO.	PART NO.	DESCRIPTION				UNITS PER ASM.	USABLE ON CODE
		1	2	3	4		
RELAY ASSEMBLIES -CONT							
23 - 7	138447	.	.	.	.	2	
- 8	121011	.	.	.	.	2	
- 9	120942	.	.	.	.	1	
- 10	105826	.	.	.	.	2	
- 11	105832	.	.	.	.	2	
- 12	189844	.	.	.	.	2	
- 13	120924	.	.	.	.	1	
- 14	125872	.	.	.	.	2	
- 15	141964	.	.	.	.	2	
- 16	141976	.	.	.	.	2	
- 17	120926	.	.	.	.	1	
- 18	141968	.	.	.	.	2	
- 19	117102	.	.	.	.	2	
- 20	120926	.	.	.	.	1	
- 21	156909	.	.	.	.	2	
- 22	105835	.	.	.	.	2	
- 23	120942	.	.	.	.	1	
- 24	107177	.	.	.	.	1	2
- 24	530732	.	.	.	.	1	1

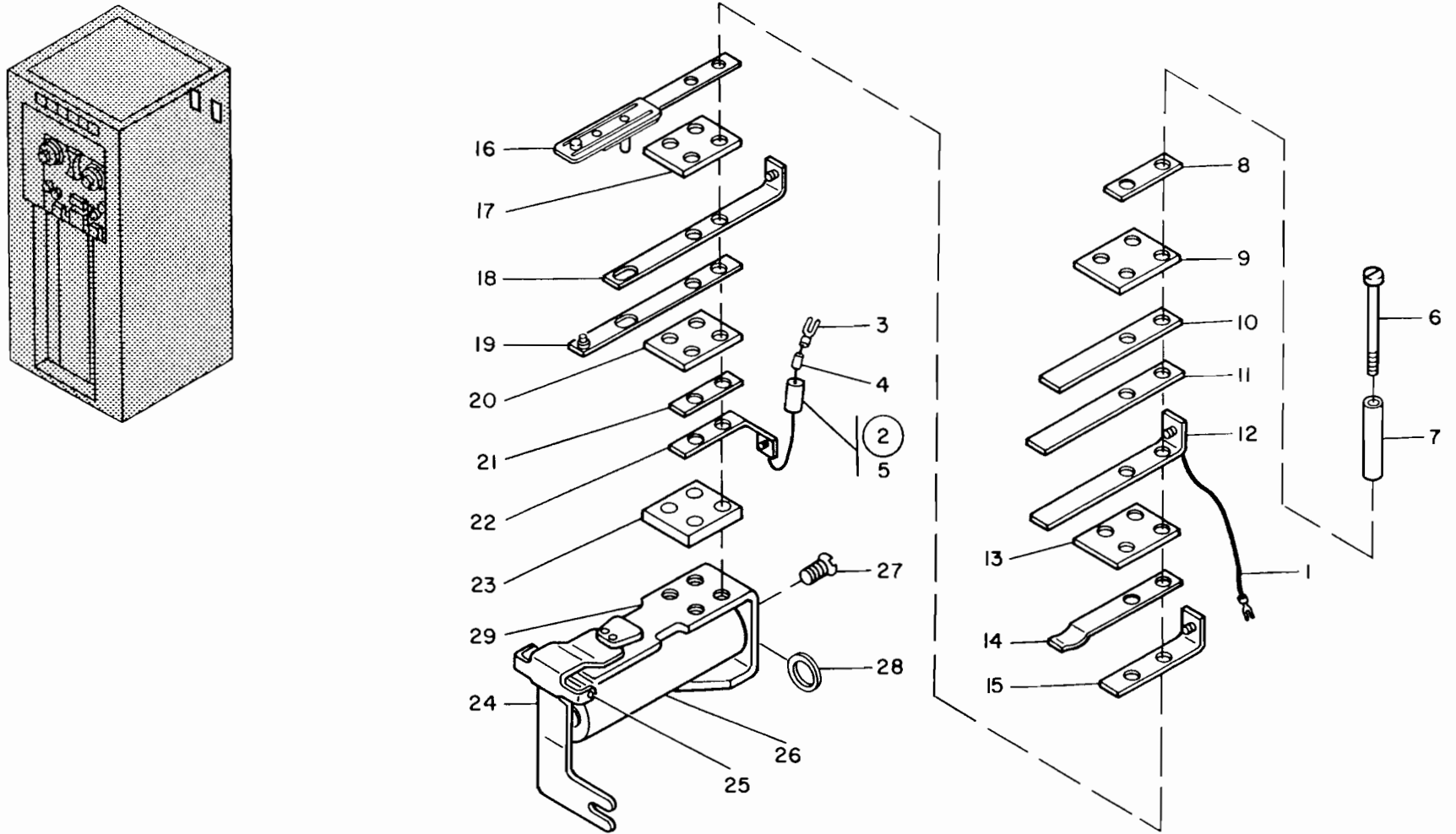


FIGURE 22. RELAY ASSEMBLIES. SEE LIST 23.

LIST AND INDEX NO.	PART NO.	DESCRIPTION				UNITS PER ASM.	USABLE ON CODE
		1	2	3	4		
RELAY ASSEMBLIES -CONT							
23 - 25	165594	<ul style="list-style-type: none"> <li>• PIVOT-ARMATURE</li> <li>• COIL AND TERMINAL ASSEMBLY</li> </ul>				1	
- 26	154350	<ul style="list-style-type: none"> <li>• SCREW,MACH-FL CSK HD 8-32 X 3/8 LG</li> </ul>				1	ATT PT
- 27	19587	<ul style="list-style-type: none"> <li>• WASHER,FL-NO. 8 X 7/16 OD X 0.005 THK</li> </ul>				1	
- 28	115552	<ul style="list-style-type: none"> <li>• YOKE ASSEMBLY-MAGNET</li> </ul>				1	
- 29	165595						
LH AND RH REEL CLUTCH SHAFT ASSEMBLIES							
24 -	5344984	SHAFT ASSEMBLY,RIGHT REEL CLUTCH SEE LIST 20-64 FOR NEXT HIGHER ASSEMBLY AND FIG. 23 FOR ILLUSTRATION				REF	1
-	5344985	SHAFT ASSEMBLY,LEFT REEL CLUTCH SEE LIST 20-65 FOR NEXT HIGHER ASSEMBLY AND FIG. 23 FOR ILLUSTRATION				REF	2
- 1	516083	<ul style="list-style-type: none"> <li>• NUT,PLAIN,RD- 32 TPI 0.451 PD 7/8 OD</li> </ul>				1	

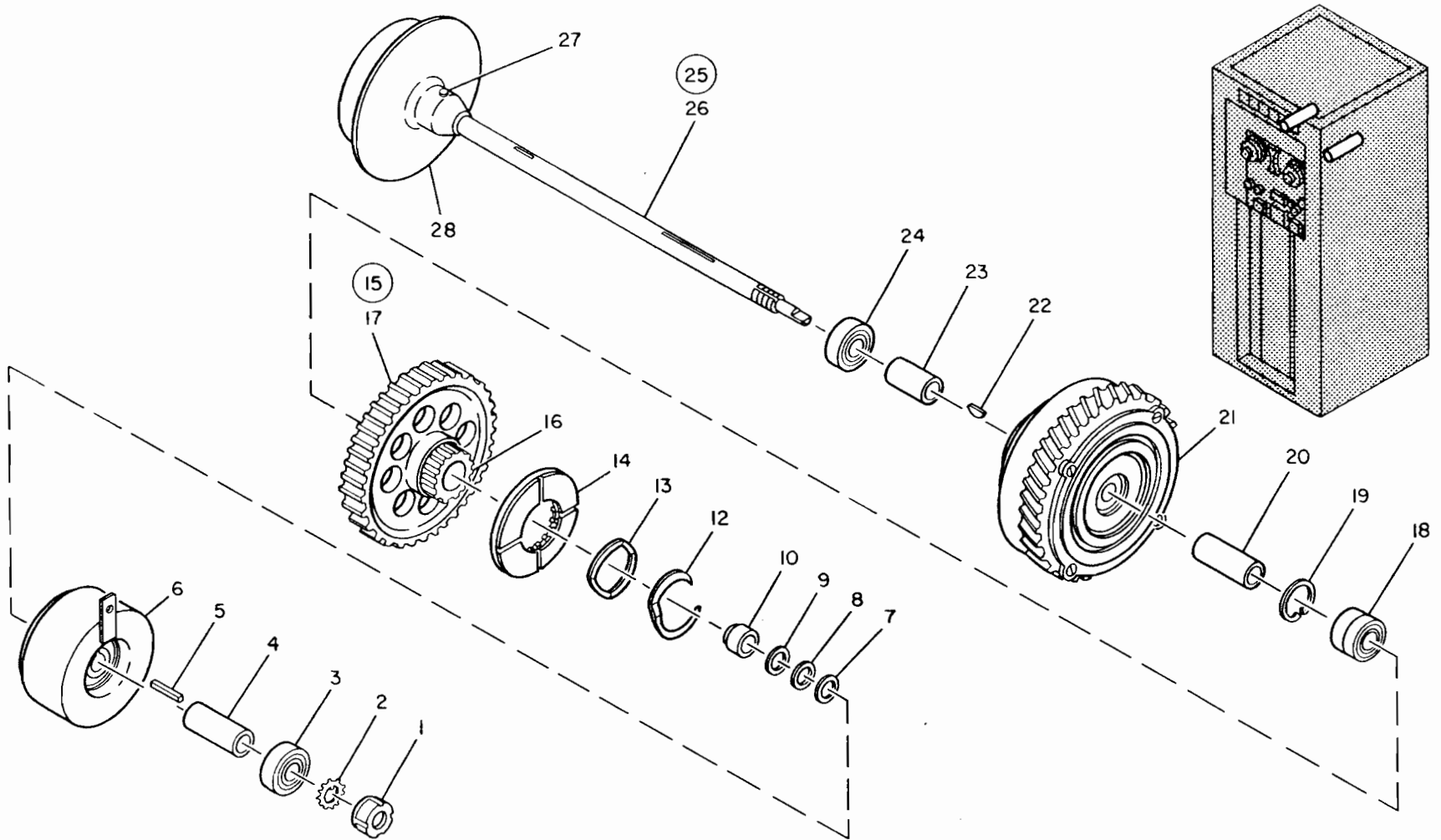


FIGURE 23. LH AND RH REEL CLUTCH SHAFT ASSEMBLIES. SEE LIST 24.

LIST AND INDEX NO.	PART NO.	DESCRIPTION				UNITS PER ASM.	USABLE ON CODE
		1	2	3	4		
LH AND RH REEL CLUTCH SHAFT ASSEMBLIES -CONT							
24 -	2	139750				1	
-	3	320913				1	
-	4	5355425				1	
-	5	5344999				1	
-	6	5344998				1	
-	7	5344996				AR	
-	8	5344914				AR	
-	9	5344913				AR	
-	10	5344988				1	
-	11	5344990				1	
-	12	556673				1	
-	13	556672				1	
-	14	556674				1	
-	15	5344992				1	
-	16	5344994				1	
-	17	5344993				1	
-	18	5344991				1	
-	19	5344997				1	
-	20	5344989				1	

LIST AND INDEX NO.	PART NO.	DESCRIPTION	UNITS PER ASM.	USABLE ON CODE
		LH AND RH REEL CLUTCH SHAFT ASSEMBLIES -CONT		
24 - 21	530704	. MAGNETIC POWDER BRAKE SEE LIST 25 FOR DETAIL BREAKDOWN	1	1
- 21	528390	. MAGNETIC POWDER BRAKE SEE LIST 25 FOR DETAIL BREAKDOWN	1	2
- 22	12015	. KEY, WOODRUFF	1	
- 23	530734	. SPACER-BRAKE FRONT	1	
- 24	320913	. BEARING, BALL, ANNULAR- 0.472 ID 1.102 OD	1	
- 25	5344986	. SHAFT ASSEMBLY, REEL	1	
- 26	5344987	. . SHAFT, REEL CLUTCH	1	
- 27	151276	. . PIN, TAPERED, PLAIN- 1 LG X NO. 2-0	1	ATT PT
- 28	528302	. . HUB-DRIVE	1	
		MAGNETIC POWDER BRAKE ASSEMBLY		
25 -	528390	MAGNETIC POWDER BRAKE SEE LIST 24-21 FOR NEXT HIGHER ASSEMBLY AND FIG. 24 FOR ILLUSTRATION	REF	1
-	530704	MAGNETIC POWDER BRAKE SEE LIST 24-21 FOR ILLUSTRATION AND FIG. 24 FOR ILLUSTRATION	REF	2
- 1	535628	. COVER-CLUTCH	1	
- 2	337	. SCREW, MACH-FIL H 8-32 X 3/8 LG	4	ATT PT
- 3	535627	. SEAL-ROTOR	1	
- 4	332785	. ROTOR-DR CLUTCH	1	
- 5	333208	. FELT, MECH, PREFORMED- 0.687 ID 1-1/8 OD	1	
- 6	332774	. RING, RETAINING	1	
- 7	535626	. BEARING, BALL, ANNULAR- 0.472 ID 1.259 OD	1	
- 8	528500	. BRAKE ASSEMBLY-MAGNETIC	1	1
- 8	530705	. BRAKE ASSEMBLY-RIGHT REEL	1	2
- 9	332798	. . BLOCK-BRAKE CLUTCH	1	
- 10	104613	. . SCREW, CAP, SOC HD- 8-32 X 1/2 LG	4	ATT PT
- 11	332780	. . COIL ASSEMBLY-CLUTCH	1	
- 12	332765	. . COMMUTATOR-CLUTCH	1	
- 13	4636	. . SCREW, MACH-FL CSK HD 8-32 X 3/8 LG	4	ATT PT
- 14	332779	. . INSULATOR-CLUTCH	2	
- 15	528501	. . HOUSING ASSEMBLY-BRAKE AND GEAR USED ON ASSEMBLY 528500 ONLY	1	
- 15	530706	. . HOUSING ASSEMBLY-BRAKE AND GEAR USED ON ASSEMBLY 530705 ONLY	1	
		JACKSHAFT AND CLUTCH ASSEMBLY		
26 -	530717	CLUTCH ASSEMBLY-JACKSHAFT SEE LIST 20-80 FOR NEXT HIGHER ASSEMBLY AND FIG. 25 FOR ILLUSTRATION	REF	
- 1	332747	. RING, RETAINING-EXT 0.207 ID X 0.025 THK	1	
- 2	528251	. SLEEVE- 17/64 ID X 1/2 OD X 1/32 THK	1	
- 3	530718	. PULLEY ASSEMBLY	1	
- 4	530720	. . PIN-PULLEY LOCK JACKSHAFT	2	
- 5	526299	. . BUSHING-JACKSHAFT PULLEY	1	

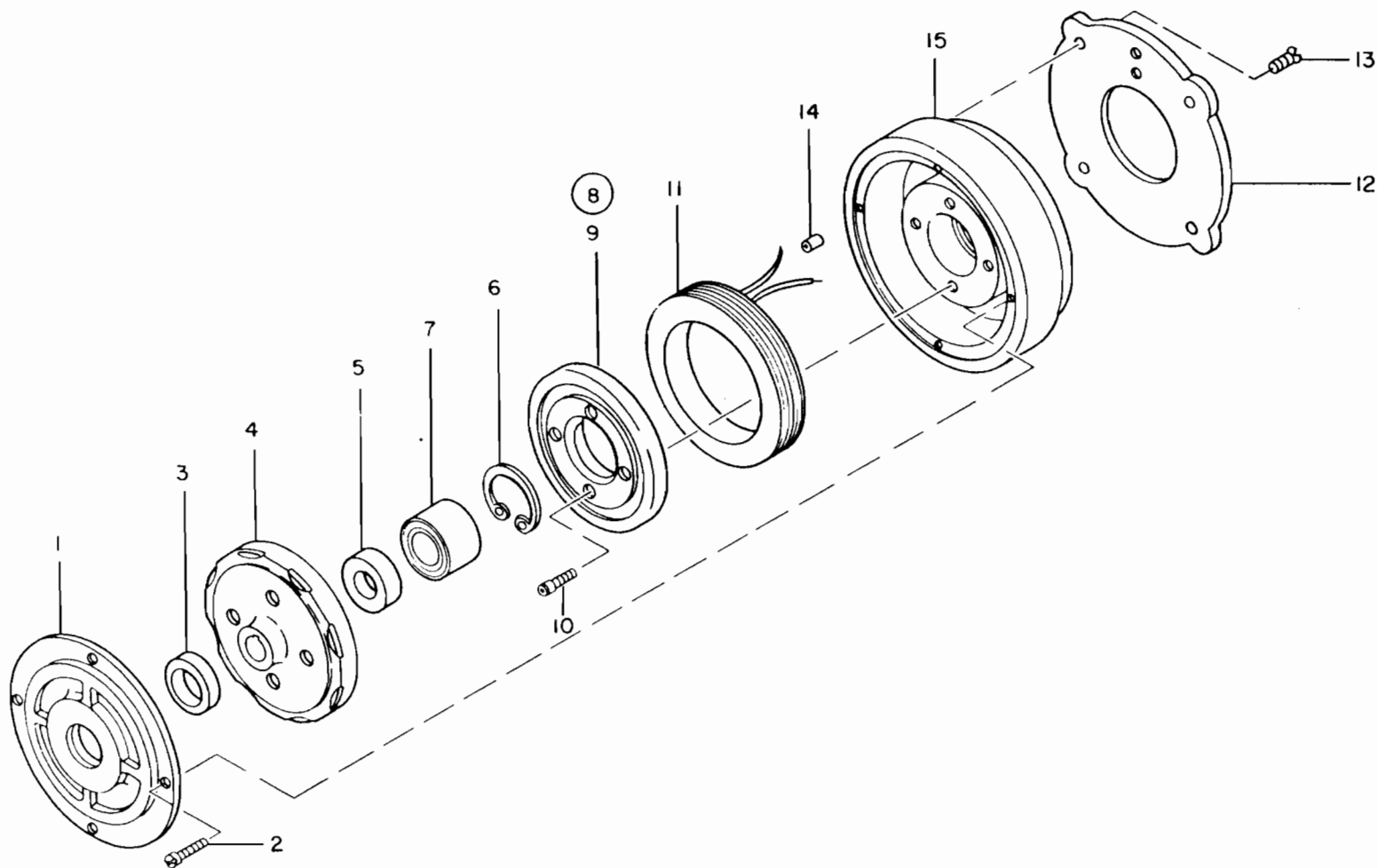
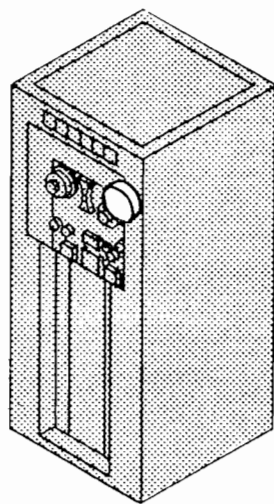


FIGURE 24. MAGNETIC POWDER BRAKE ASSEMBLY. SEE LIST 25

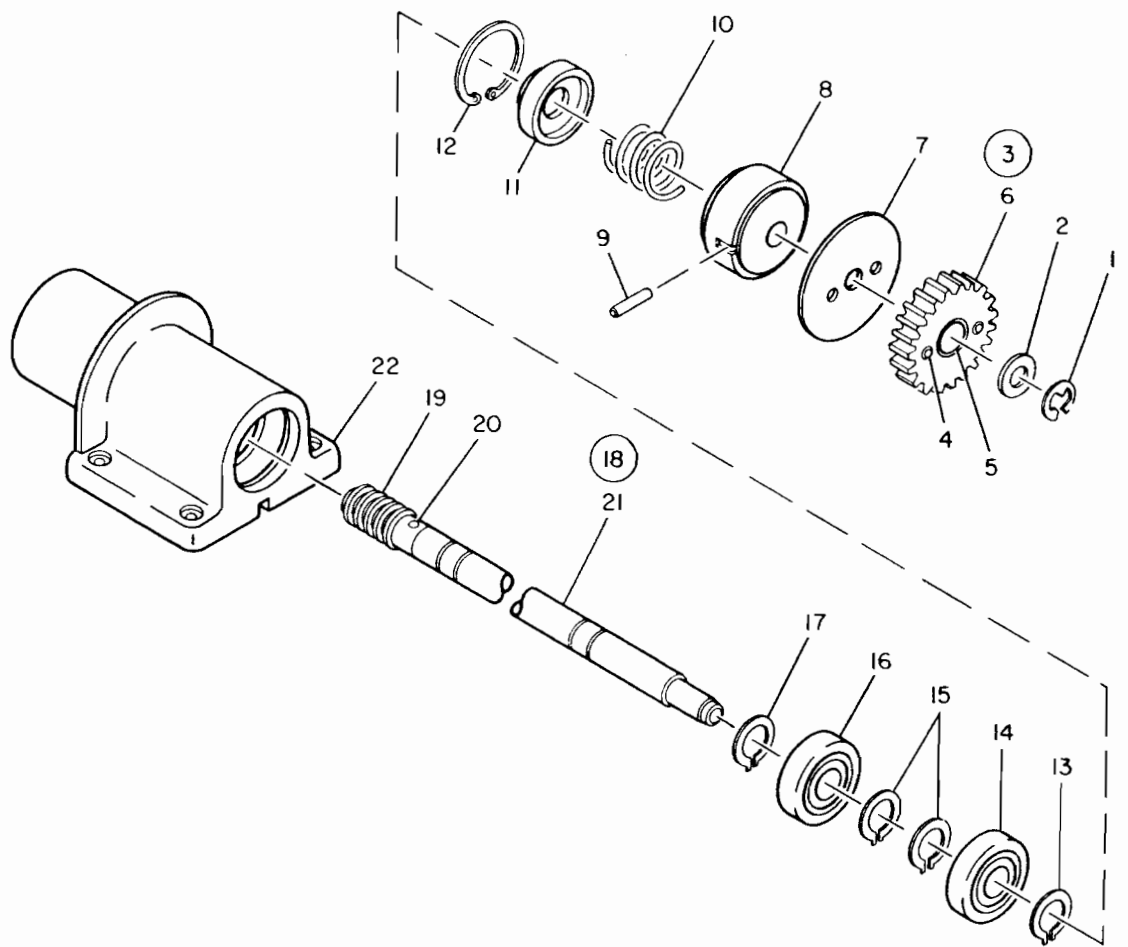



FIGURE 25. JACKSHAFT AND CLUTCH ASSEMBLY. SEE LIST 26.

LIST AND INDEX NO.	PART NO.	DESCRIPTION				UNITS PER ASM.	USABLE ON CODE
		1	2	3	4		
JACKSHAFT AND CLUTCH ASSEMBLY -CONT							
26 - 6	530719					1	
- 7	530721					1	
- 8	528270					1	
- 9	528337				ATT PT	1	
- 10	332920					1	
- 11	528252					1	
- 12	325132					1	
- 13	352563					1	
- 14	309720					1	
- 15	352564					2	
- 16	309720					1	
- 17	352563					1	
- 18	528330					1	
- 19	528262					1	
- 20	528331				ATT PT	1	
- 21	528333					1	
- 22	528276					1	



LIST AND INDEX NO.	PART NO.	DESCRIPTION				UNITS PER ASM.	USABLE ON CODE
		1	2	3	4		
A.C. POWER RACEWAY ASSEMBLY							
27 -	5345010	RACEWAY ASSEMBLY, A.C. POWER SEE LIST 10-115 FOR NEXT HIGHER ASSEMBLY AND FIG. 26 FOR ILLUSTRATION				REF	
- 1	317367	. GROMMET, RUB-FOR 7/8 HOLE X 1/16 PNL				1	
- 2	5345009	. CAP, RACEWAY				1	
- 3	10170	. SCREW, MACH-BIND HD 6-32 X 1/4 LG				ATT PT	2
- 4	5344866	. CABLE ASSEMBLY, AC DISTRIBUTION SEE LIST 39-59, -83D AND -83G FOR COMPONENT PARTS				1	
- 5	81693	. SCREW, MACH-BIND HD 6-32 X 3/8 LG				ATT PT	16
- 6	56722	. WASHER, LOCK-EXT TEETH NO. 6 X 5/16 OD				ATT PT	18
- 7	6364	. WASHER, LOCK-SPLIT NO. 6 X 1/4 OD				ATT PT	16
- 8	257187	. NUT, PLAIN, HEX- 6-32 X 5/16 FL W				ATT PT	16
- 9	512403	. LATCH-PLUG				2	
- 10	323842	. TERMINAL BOARD- 12 DBL SCREW TERMINALS				2	
- 11	322065	. SCREW, MACH-BIND HD 6-32 X 5/8 LG				ATT PT	8
- 12	6364	. WASHER, LOCK-SPLIT NO. 6 X 1/4 OD				ATT PT	8
- 13	257187	. NUT, PLAIN, HEX- 6-32 X 5/16 FL W				ATT PT	8
- 14	5345008	. STRIP, MARKER				1	
- 15	92743	. MARKER STRIP- 12 POS NOS. 1 THRU 12				1	
- 16	5345011	. RACEWAY, AC POWER				1	
PROLAY CONTROL PANEL ASSEMBLY							
28 -	5345015	PANEL ASSEMBLY, PROLAY CONTROL SEE LIST 10-124 FOR NEXT HIGHER ASSEMBLY AND FIG. 27 FOR ILLUSTRATION				REF	
- 1	5344856	. CABLE ASSEMBLY, PROLAY-INTERNAL SEE LIST 39-61 FOR COMPONENT PARTS				1	
- 2	186945	. SHIELD- 8 POSITION				1	
- 3	210984	. SCREW, MACH-RH 6-32 X 1/4 LG				ATT PT	1
- 4	81693	. SCREW, MACH-BIND HD 6-32 X 3/8 LG				2	
- 5	502588	. TERMINAL BOARD- 5 SCREW W/FTHRU TERM LUG				1	
- 6	210883	. STUD, EXT- 6-32 INT EXT THD X 0.900 LG OA				ATT PT	1
- 7	210884	. STUD-SHIELD				ATT PT	3
- 8	527738	. RESISTOR, VAR-WW 50 OHMS P/M 10% 2W				1	
- 9	2129502	. RHEOSTAT- 50 OHMS				1	
- 10	518104	. RHEOSTAT-15 OHM AT 50W				1	
- 11	315902	. RECTIFIER, METALLIC- 78V AC 112 MA				1	
- 12	322552	. SCREW, MACH-BIND HD 6-32 X 7/8 LG				ATT PT	1
- 13	203801	. INSULATOR WASH- 0.172 ID 9/16 OD 1/16THK				ATT PT	3
- 14	322739	. RESISTOR, FXD, WW- 50 OHMS P/M 5% 50W				1	
- 15	55726	. SCREW, MACH-BIND HD 6-32 X 3/16 LG				ATT PT	2
- 16	2102203	. BRACKET-RESISTOR				4	
- 17	221790	. SCREW, MACH-BIND HD 8-32 X 3/16 LG				ATT PT	4
- 18	317318	. RESISTOR				2	
- 19	257910	. STRIP, NUMBERING				1	
- 20	322687	. RESISTOR				4	
- 21	221790	. SCREW, MACH-BIND HD 8-32 X 3/16 LG				ATT PT	8
- 22	597364	. RESISTOR, FXD WW 40 OHMS P/M 5% 25W				1	
- 23	438592	. SCREW, MACH-BIND HD 8-32 X 2-1/4 LG				ATT PT	1
- 24	203801	. INSULATOR WASH- 0.172 ID 9/16 OD 1/16THK				ATT PT	2
- 25	528458	. RESISTOR- 2 OHMS P/M 5% 25W				4	
- 26	438593	. SCREW-MACH-BIND HD NO. 8-32 X 2 1/2 LG				ATT PT	1

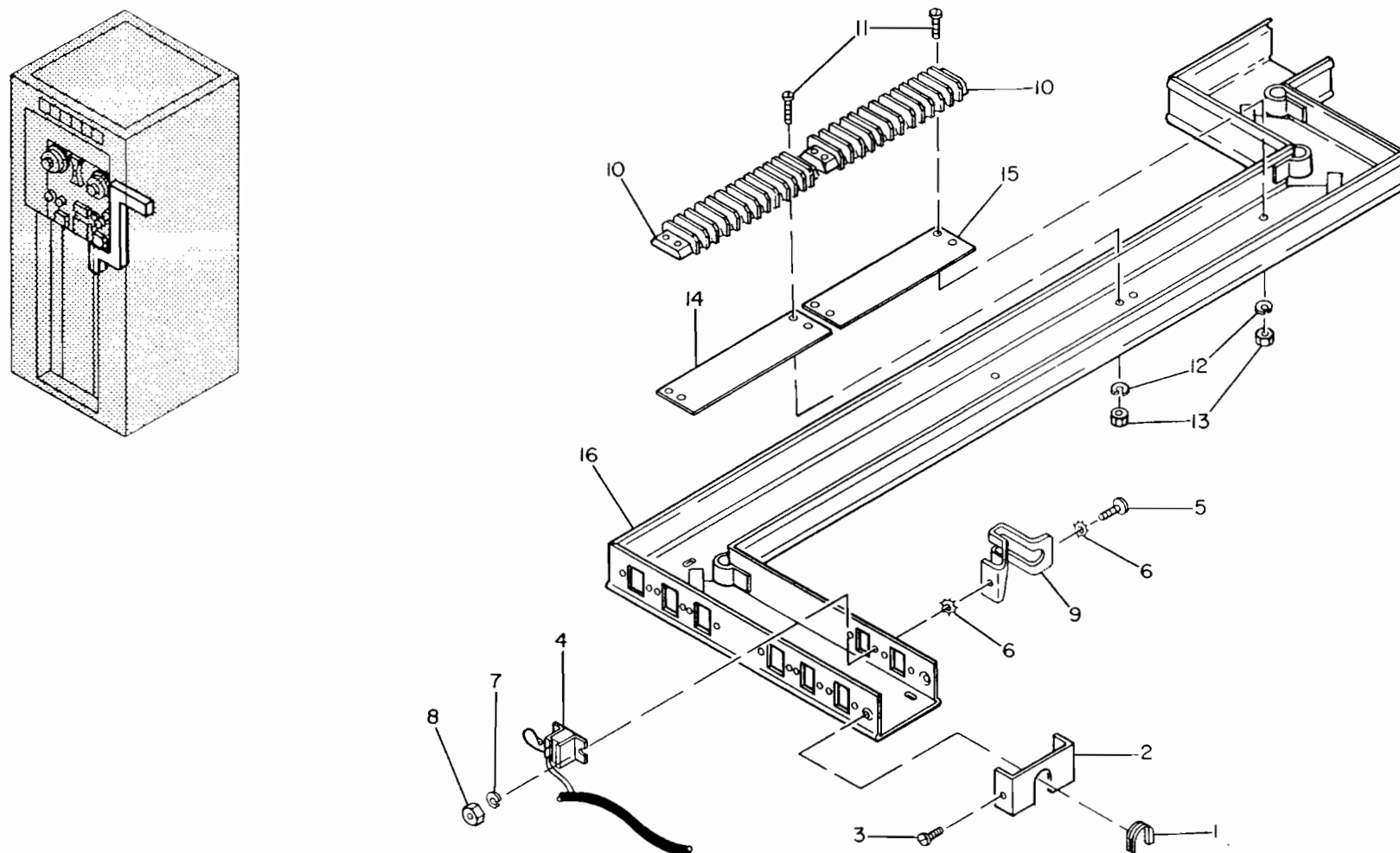


FIGURE 26. A.C. POWER RACEWAY ASSEMBLY. SEE LIST 27.

LIST AND INDEX NO.	PART NO.	DESCRIPTION				UNITS PER ASM.	USABLE ON CODE
		1	2	3	4		
		PROLAY CONTROL PANEL ASSEMBLY -CONT					
28 - 27	438592	.	SCREW, MACH-BIND HD 8-32 X 2-1/4 LG	ATT PT	3		
- 28	203801	.	INSULATOR WASH- 0.172 ID 9/16 OD 1/16THK	ATT PT	8		
- 29	5345014	.	PANEL, PROLAY CONTROL		1		
		A.C. POWER PANEL ASSEMBLY					
29 -	348507		PANEL ASSEMBLY-AC POWER SEE LIST 10-156 FOR NEXT HIGHER ASSEMBLY AND FIG. 28 FOR ILLUSTRATION		REF		
- 1	348532	.	CABLE ASSEMBLY-AC POWER SEE LIST 39-67, -69, -69A, -69B, -78, -78A, -83, -83A, -83C, -83D, -83E, -88 AND -89 FOR COMPONENT PARTS		1		
- 2	348351	.	JUMPER ASM-BLK 8 1/4 IN. 10AWG 1 LUG SEE LIST 39-79 AND -83A FOR COMPONENT PARTS		3		

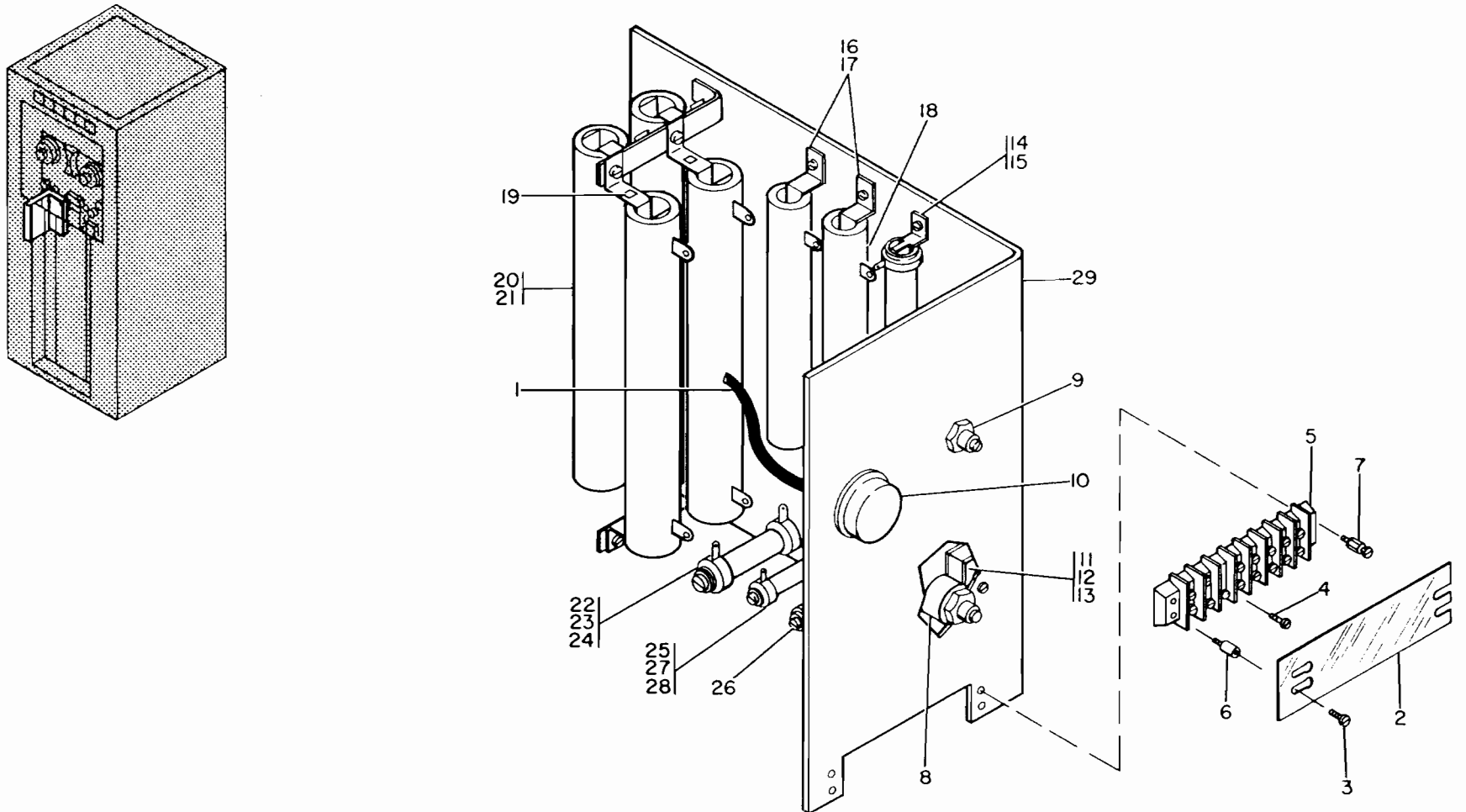


FIGURE 27. PROLAY CONTROL PANEL ASSEMBLY. SEE LIST 28.

LIST AND INDEX NO.	PART NO.	DESCRIPTION				UNITS PER ASM.	USABLE ON CODE
		1	2	3	4		
A.C. POWER PANEL ASSEMBLY -CONT							
29 - 3	348352	. JUMPER ASM-BLK 8 1/4 IN. 10AWG 1 LUG SEE LIST 39-70 AND -83A FOR COMPONENT PARTS				3	
- 4	526517	. RECEPTACLE- 13 POSITION				1	
- 5	526516	. CONNECTOR,RECP,ELEC-13 FEMALE CONTACTS				1	
- 6	338238	. SCREW,MACH-BIND HD 4-40 X 5/16 LG				ATT PT	8
- 7	526522	. LATCH ASSEMBLY-CONNECTOR				2	
- 8	526520	. . SPRING-LATCH				2	
- 9	186759	. . SCREW,MACH-BIND HD 8-32 X 1/32 LG				ATT PT	2
- 10	1090873	. . WASHER,LOCK-SPLIT NO. 8 X 0.296 OD				ATT PT	2
- 11	257189	. . NUT,PLAIN-HEX 8-32 X 0.343 W				ATT PT	2
- 12	526521	. . ROLLER-CONNECTOR LATCH				2	
- 13	526519	. . BRACKET-CONNECTOR MOUNTING				1	
- 14	138756	. PLATE,INST-LINE V PRESENT W/MACH PWR OFF				1	
- 15	97432	. STRIP-TERMINAL BARRIER-3 TERMINAL				1	
- 16	25627	. SCREW,MACH-BIND HD 8-32 X 1/2 LG				ATT PT	4
- 17	322270	. STRIP, MARKER				1	
- 18	369224	. RELAY,ARMATURE- 3NO POLES 220V AC				1	
- 19	10170	. SCREW,MACH-BIND HD 6-32 X 1/4 LG				ATT PT	2

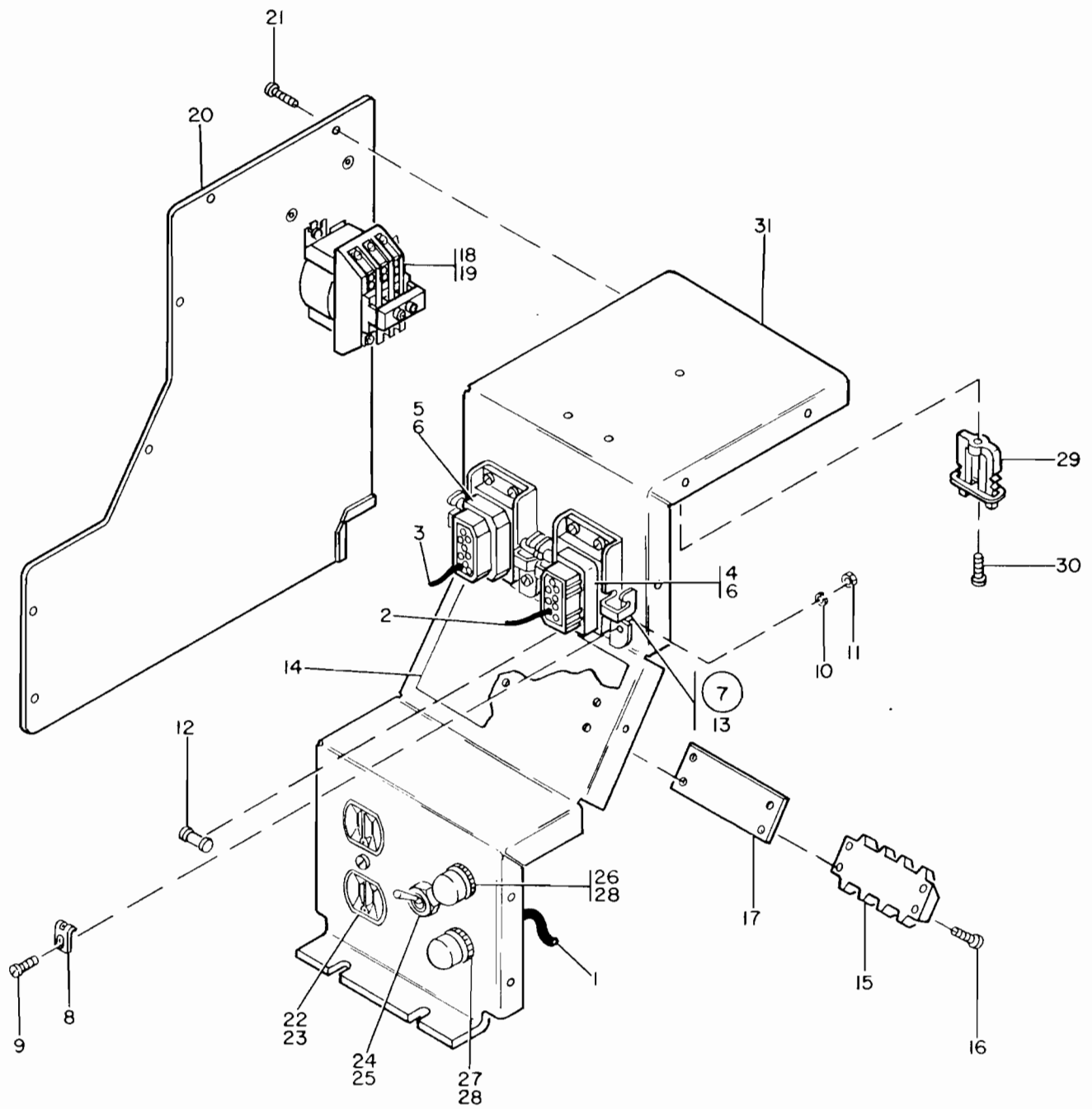
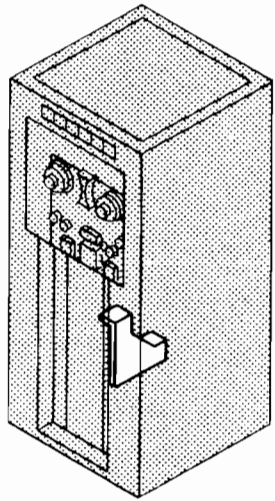


FIGURE 28. A.C. POWER PANEL ASSEMBLY. SEE LIST 29.

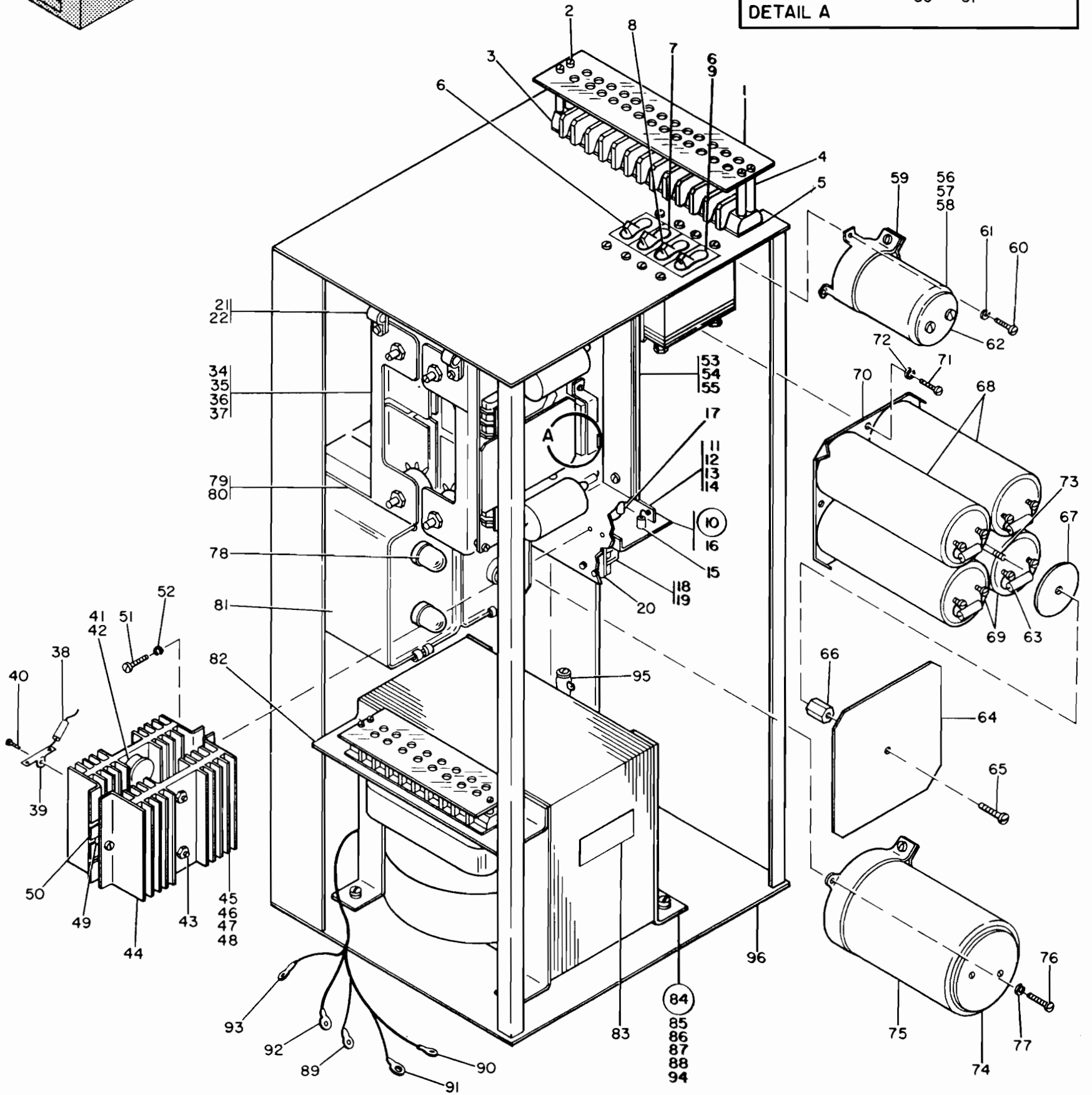
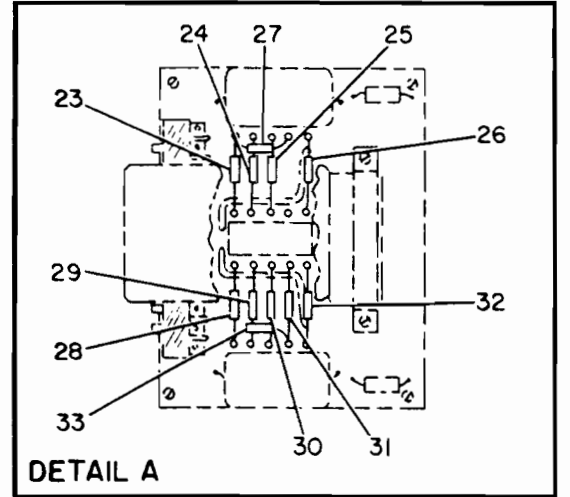
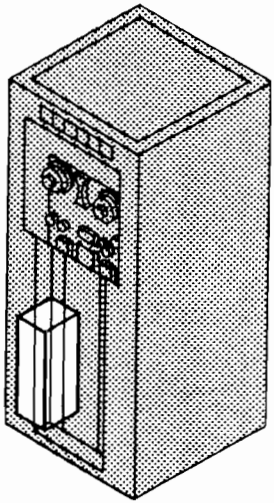


FIGURE 29. MULTIPLE VOLT POWER SUPPLY ASSEMBLY. SEE LIST 30.

LIST AND INDEX NO.	PART NO.	DESCRIPTION	UNITS PER ASM.	USABLE ON CODE
		A.C. POWER PANEL ASSEMBLY -CONT		
29 - 20	348509	• COVER-SIDE	1	
- 21	55726	• SCREW,MACH-BIND HD 6-32 X 3/16 LG	6	
- 22	535847	• OUTLET-CONVIENCE 3 WIRE 15 AMP 125V	1	
- 23	38235	• SCREW,MACH-FIL H 6-32 X 5/16 LG	1	
- 24	128455	• SWITCH,TOGGLE-DPDT 250V AC/DC 3 AMP	1	
- 25	334635	• WASHER,LOCK-INT TEETH 0.476 ID 0.600 OD	1	
- 26	530998	• LIGHT,INDICATOR-RED LENS	1	
- 27	530997	• LIGHT,INDICATOR-AMBER LENS	1	
- 28	5212657	• LAMP	2	
- 29	472168	• CLAMP-CABLE	1	
- 30	38443	• SCREW,MACH-FL CSK HD 6-32 X 5/16 LG	1	
- 31	348508	• PANEL-AC POWER	1	
		MULTIPLE VOLT POWER SUPPLY ASSEMBLY		
30 -	5344870	POWER SUPPLY ASSEMBLY,MULTIPLE VOLT SEE LIST 10-161 FOR NEXT HIGHER ASSEMBLY AND FIG. 29 FOR NEXT HIGHER ASSEMBLY	REF	
- 1	5344879	• SHIELD,TERMINAL BLOCK-30 AMP 12 POSITION	1	
- 2	10170	• SCREW,MACH-BIND HD 6-32 X 1/4 LG	4	
- 3	5344874	• TERMINAL BLOCK,12 POSITION	1	
- 4	196378	• STUD-TRANSFORMER SHIELD MOUNTING	4	
- 5	597987	• INSULATOR,PLATE-TERMINAL BOARD	1	
- 6	5319835	• CIRCUIT BREAKER, OVERLOAD PROTECTOR	2	
- 7	208299	• CIRCUIT BREAKER- 1 POLE 60V DC 3 AMP	1	
- 8	538830	• CIRCUIT BREAKER- 1 POLE 50V DC 5 AMP	1	
- 9	10291	• SCREW,MACH-FL CSK HD 6-32 X 3/16 LG	8	
- 10	5344882	• RECTIFIER AND TERMINAL ASSEMBLY	1	
- 11	314047	• . TERMINAL BOARD- 2 SOLDER LUGS	1	
- 12	251770	• . SCREW,MACH-BIND HD 4-40 X 1/4 LG	1	
- 13	338169	• . WASHER,LOCK-EXT TEETH NO. 4 X 9/32 OD	1	
- 14	257186	• . NUT,PLAIN,HEX- 4-40 X 5/16 FL W	1	
- 15	5323537	• . RECTIFIER-SILICON	2	
- 16	5344878	• . HEAT SINK,RECTIFIER	1	
- 17	5323538	• RECTIFIER ASSEMBLY	6	
- 18	81898	• TERMINAL BOARD- 12 DBL SCREW TERMINALS	1	
- 19	322550	• SCREW,MACH-BIND HD 6-32 X 1/2 LG	4	
- 20	510638	• INSULATOR,FIBER,1 1/2 X 1/32 X 7 3/4 LG	1	
- 21	327921	• CLAMP,CABLE	3	
- 22	10170	• SCREW,MACH-BIND HD 6-32 X 1/4 LG	3	
- 23	323920	• RESISTOR,FXD,COMP- 3000 OHMS P/M 5% 1/2W	2	
- 24	216986	• RESISTOR, FXD COMP, 75 OHMS 2 WATTS	2	
- 25	317007	• RESISTOR,FXD,COMP- 220 OHMS P/M 5% 1/2W	2	
- 26	207324	• RESISTOR,FXD,WW- 0.1 OHM P/M 5% 5W	2	
- 27	317019	• RESISTOR,FXD,COMP- 2000 OHMS P/M 5% 1/2W	2	
- 28	334914	• RESISTOR,FIXED COMP 6.2K.5%,1/2 WATT	2	
- 29	322888	• RESISTOR,FXD,COMP- 100 OHMS P/M 5% 2W	2	
- 30	216981	• RESISTOR-FXD-COMP 56 OHM P/M 5PCT 2W	2	
- 31	103915	• RESISTOR, FXD COMP, 510 OHMS P/M 5PCT 1W	2	
- 32	208970	• RESISTOR	1	
- 33	317022	• RESISTOR,FIXED COMP 3.9K,5%,1/2 WATT	2	
- 34	342070	• REGULATOR ASSY	2	
- 35	34512	SEE LIST 31 FOR DETAIL BREAKDOWN • SCREW,MACH-BIND HD 8-32 X 3/8 LG	4	

LIST AND INDEX NO.	PART NO.	DESCRIPTION				UNITS PER ASM.	USABLE ON CODE
		1	2	3	4		
MULTIPLE VOLT POWER SUPPLY ASSEMBLY -CONT							
30 - 36	1090873	.	WASHER, LOCK-SPLIT NO. 8 X 0.296 OD	ATT PT	4		
- 37	23931	.	NUT, PLAIN, HEX- 8-32 X 5/16 FL W	ATT PT	4		
- 38	208959	.	RESISTOR		2		
- 39	478045	.	TERMINAL - SOLDER		1		
- 40	80651	.	SCREW, THD CTG-BIND HD 6-32 X 3/8 LG	ATT PT	1		
- 41	369214	.	TRANSISTOR, TYPE 108		1		
- 42	11598	.	NUT, PLAIN, HEX- 10-32 X 3/8 FL W	ATT PT	1		
- 43	598479	.	SEMICONDUCTOR DEVICE, D10- 150V 10 AMP		2		
- 44	5344875	.	HEATSINK, TRANSISTOR MOUNTING		1		
- 45	5323526	.	HEAT SINK		1		
- 46	19944	.	SCREW, MACH-BIND HD 8-32 X 3/4 LG	ATT PT	1		
- 47	60646	.	WASHER, LOCK-INT TEETH NO. 8 X 0.340 OD	ATT PT	1		
- 48	23931	.	NUT, PLAIN, HEX- 8-32 X 5/16 FL W	ATT PT	1		
- 49	337549	.	INSULATOR - HEAT SINK MOUNTING		2		
- 50	362228	.	BRACKET, HEAT SINK MOUNTING		1		
- 51	58207	.	SCREW, MACH-UNDRCT BIND HD 8-32 X 1/4 LG	ATT PT	2		
- 52	60646	.	WASHER, LOCK-INT TEETH NO. 8 X 0.340 OD	ATT PT	2		
- 53	5344873	.	BRACKET, REGULATOR MOUNTING		1		
- 54	58207	.	SCREW, MACH-UNDRCT BIND HD 8-32 X 1/4 LG	ATT PT	4		
- 55	60646	.	WASHER, LOCK-INT TEETH NO. 8 X 0.340 OD	ATT PT	4		
- 56	518151	.	CAPACITOR, FXD, ELECT- 11500UF P100M10%18V		1		
- 57	25627	.	SCREW, MACH-BIND HD 8-32 X 1/2 LG	ATT PT	1		
- 58	23931	.	NUT, PLAIN, HEX- 8-32 X 5/16 FL W	ATT PT	1		
- 59	320456	.	BRACKET-CAPACITOR MOUNTING		1		
- 60	10170	.	SCREW, MACH-BIND HD 6-32 X 1/4 LG	ATT PT	3		
- 61	62031	.	WASHER, LOCK-INT TEETH NO. 6 X 0.295 OD	ATT PT	3		
- 62	362206	.	COVER, CAPACITOR		1		
- 63	337523	.	RESISTOR ASSY, 1K 1W		4		
- 64	364692	.	SHIELD, CAPACITOR		1		
- 65	518704	.	SCREW, MACH-BIND HD 1/4-20 X 1/4 LG	ATT PT	1		
- 66	222027	.	SPACER-HEX 1/4-20 THD THRU HOLE 1 LG OA		1		
- 67	323543	.	RETAINER, CAPACITOR		1		
- 68	518151	.	CAPACITOR, FXD, ELECT- 11500UF P100M10%18V		2		
- 69	479953	.	CAPACITOR, FXD, ELECT- 15000UF P150M10%10V		2		
- 70	511097	.	PLATE-CAPACITOR MOUNTING		1		
- 71	28413	.	SCREW, MACH-BIND HD 10-32 X 5/16 LG	ATT PT	4		
- 72	56121	.	WASHER, LOCK-INT TEETH NO. 10 X 0.381 OD	ATT PT	4		
- 73	511096	.	BOLT, KEY HD- 1/4-20 X 5 LG		1		
- 74	5323562	.	COVER-CAPACITOR		3		
- 75	140470	.	CAPACITOR, FXD, ELECT- 8000 UF P75M10% 55V		3		
- 76	10170	.	SCREW, MACH-BIND HD 6-32 X 1/4 LG	ATT PT	6		
- 77	62031	.	WASHER, LOCK-INT TEETH NO. 6 X 0.295 OD	ATT PT	6		
- 78	526378	.	INSULATOR, CAP-CAPACITOR		4		
- 79	517197	.	BRACKET-CAPACITOR MOUNTING		4		
- 80	19944	.	SCREW, MACH-BIND HD 8-32 X 3/4 LG	ATT PT	4		
- 81	327908	.	CAPACITOR, 35MFD, P/M 6 PERCENT, 330VACW		2		
- 82	191479	.	SHIELD-TERMINAL BLOCK		1		
- 83	369207	.	PLATE, INST-HAZARDOUS AREA		1		
- 84	5344881	.	TRANSFORMER ASSEMBLY		1		
- 85	367	.	SCREW, MACH-FL CSK HD 10-32 X 5/8 LG	ATT PT	4		
- 86	9092	.	WASHER, LOCK-SPLIT 0.194 X 0.377 OD	ATT PT	4		
- 87	353526	.	SPACER-LOWER TRIM	ATT PT	4		
- 88	11598	.	NUT, PLAIN, HEX- 10-32 X 3/8 FL W	ATT PT	4		
- 89	92784	.	TERMINAL, LUG-INS 18-20AWG NO.8 MTG HOLE		6		
- 90	334932	.	TERMINAL, LUG-INS 16/22AWG NO.10 MTG HOLE		1		
- 91	359695	.	TERMINAL, LUG-INS 14/16AWG NO.10 MTG HOLE		3		
- 92	517913	.	TERMINAL, QUICK DISCONNECT- 12/18AWG		2		
- 93	518005	.	TERMINAL, LUG-NONINS 10AWG NO. 6 MTG HOLE		1		

LIST AND INDEX NO.	PART NO.	DESCRIPTION				UNITS PER ASM.	USABLE ON CODE
		1	2	3	4		
		MULTIPLE VOLT POWER SUPPLY ASSEMBLY -CONT					
30 - 94	5323523	. . TRANSFORMER-FERRO-RECTIFIER TYPE				1	
- 95	528159	. RESISTOR- 500 OHMS P/M 5% 10W				1	
- 96	5344872	. CHASSIS				1	
		BASIC REGULATOR ASSEMBLY					
31 -	342070	REGULATOR ASSY SEE LIST 30-34 FOR NEXT HIGHER ASSEMBLY AND FIG. 30 FOR ILLUSTRATION				REF	
- 1	370827	. CARD				1	
- 2	342086	. SPACER, TERMINAL BLOCK				1	
- 3	257187	. NUT,PLAIN,HEX- 6-32 X 5/16 FL W				2	ATT PT
- 4	56722	. WASHER,LOCK-EXT TEETH NO. 6 X 5/16 OD				2	ATT PT
- 5	257986	. WASHER,FL-NO. 6 X 5/8 OD X 0.035 THK				2	ATT PT
- 6	342071	. BOARD ASSEMBLY, BASIC REGULATOR				1	
- 7	35739	. SCREW,MACH-BIND HD 6-32 X 15/16 LG				4	ATT PT
- 8	56722	. WASHER,LOCK-EXT TEETH NO. 6 X 5/16 OD				4	ATT PT
- 9	342079	. . TERMINAL BLOCK, 10 POSITION				1	
- 10	38359	. . SCREW,MACH-FIL H 6-32 X 7/8 LG				2	ATT PT
- 11	56722	. . WASHER,LOCK-EXT TEETH NO. 6 X 5/16 OD				2	ATT PT
- 12	257986	. . WASHER,FL-NO. 6 X 5/8 OD X 0.035 THK				2	ATT PT
- 13	257187	. . NUT,PLAIN,HEX- 6-32 X 5/16 FL W				2	ATT PT
- 14	342073	. . JUMPER ASSEMBLY				2	
- 15	342090	. . JUMPER ASSEMBLY				2	
- 16	342089	. . JUMPER ASSEMBLY				2	
- 17	342088	. . JUMPER ASSEMBLY				2	
- 18	342074	. . JUMPER ASSEMBLY				2	
- 19	342076	. . JUMPER ASSEMBLY SEE LIST 39-88 FOR COMPONENT PARTS				2	
- 20	342075	. . JUMPER ASSEMBLY				2	
- 21	342081	. . LABEL QUICK				1	
- 22	207398	. . SEMICONDUCTOR DEVICE,DIO-TYPE CK				2	
- 23	2109462	. . CAPACITOR				2	
- 24	509507	. . RESISTOR, COMP, 30 OHMS				2	
- 25	342092	. . SOCKET ASSEMBLY				1	
- 26	196698	. . SCREW,MACH-BIND HD 5-40 X 5/16 LG				2	ATT PT
- 27	337545	. . LUG				20	
- 28	342082	. . BOARD				1	
- 29	342077	. . SPACER				4	
- 30	369214	. TRANSISTOR,TYPE 108				2	
- 31	11598	. NUT,PLAIN,HEX- 10-32 X 3/8 FL W				2	ATT PT
- 32	316996	. TERMINAL,LUG-NONINS 9AWG NO. 8 MTG HOLE				2	
- 33	589788	. HEAT SINK				2	
- 34	337546	. SCREW-MACH-FIL HD NO. 8-32 X 0.375 LG				4	ATT PT
- 35	22478	. WASHER,FL- 0.170 ID 0.375 OD 0.032 THK				4	ATT PT
- 36	595091	. SPACER-RESISTOR PANEL				4	
- 37	2132014	. POTENTIOMETER, WW 25 OHMS				2	
- 38	220032	. NUT,PLAIN,HEX- 3/8-32 X 1/2 FL W				2	ATT PT
- 39	322572	. WASHER,LOCK-INT TEETH 3/8 X 0.678 OD				2	ATT PT
- 40	342069	. FRAME				1	



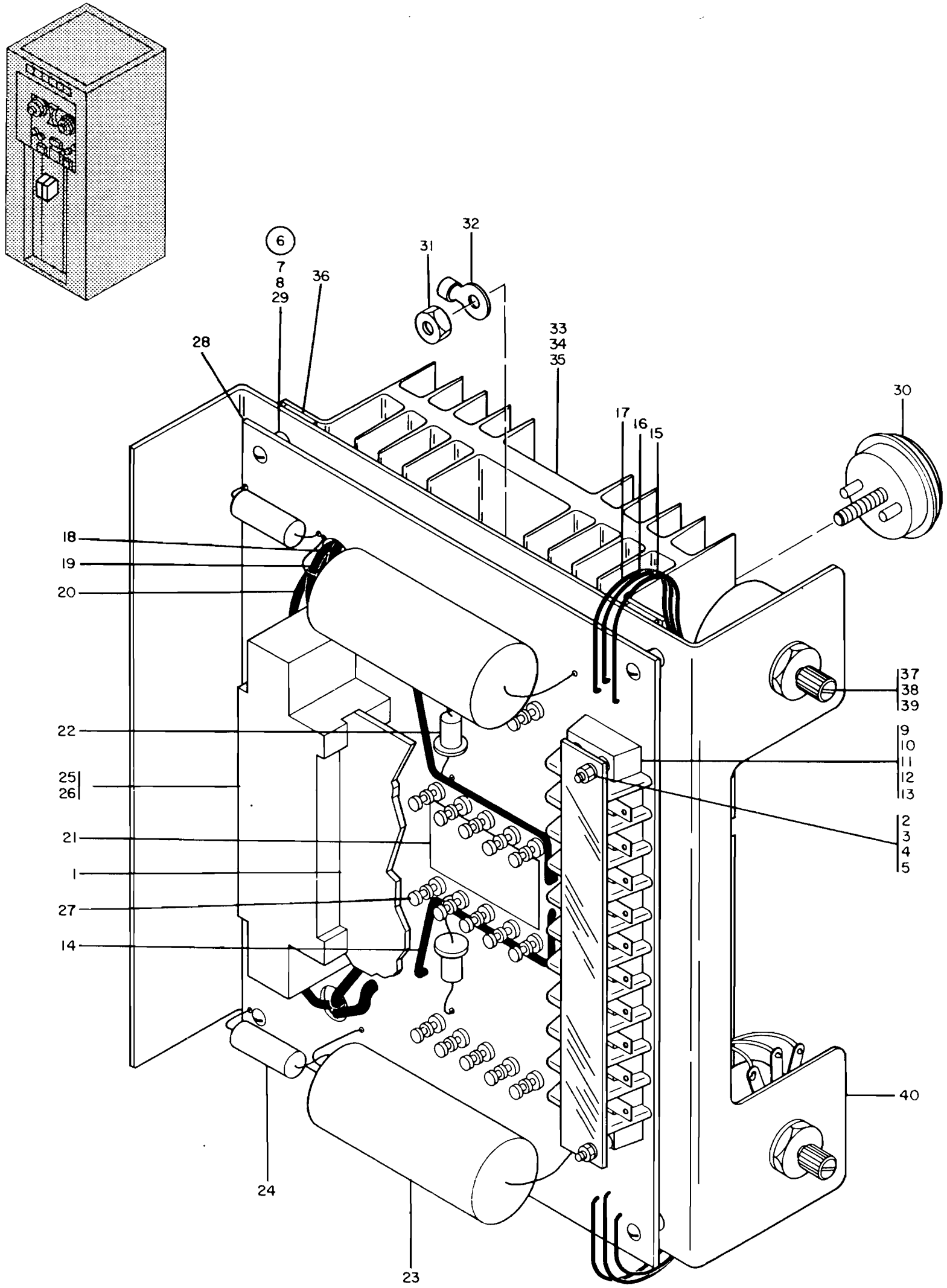


FIGURE 30. BASIC REGULATOR ASSEMBLY. SEE LIST 31.

LIST AND INDEX NO.	PART NO.	DESCRIPTION				UNITS PER ASM.	USABLE ON CODE
		1	2	3	4		
		CONNECTOR PANEL ASSEMBLY					
32 -	5345025	PANEL ASSEMBLY,CONNECTOR SEE LIST 10-164 FOR NEXT HIGHER ASSEMBLY AND FIG. 31 FOR ILLUSTRATION				REF	
- 1	5344859	. CABLE ASSEMBLY,G19-READ BUS SEE LIST 39-56,-56A,-63A,-67B,-67C,-74A, -92,-93 AND -94A FOR COMPONENT PARTS				1	
- 2	5344860	. CABLE ASSEMBLY,F02-WRITE BUS				1	
- 3	5344861	. CABLE ASSEMBLY,G16-SIGNAL				1	
- 4	5344862	. CABLE ASSEMBLY,G10-SIGNAL				1	
- 5	5344863	. CABLE ASSEMBLY,G09-SIGNAL				1	
- 6	5344864	. CABLE ASSEMBLY,G15 SEE LIST 39-57,-63,-63A,-65B,-66,-67E, -67F,-80,-81,-82 AND -94A FOR COMPONENT PARTS				1	
- 7	5344865	. CABLE ASSEMBLY,SELECT LINES SEE LIST 39-60,-63A,-67,-67B AND -67C FOR COMPONENT PARTS				1	
- 8	524515	. CLAMP-ADJUSTABLE CABLE				2	
- 9	49814	. SCREW,MACH-FH 10-32 X 7/16 LG				ATT PT	2
- 10	598226	. CONNECTOR ASM-CABLE HALF				1	
- 11	598246	. CONNECTOR ASM-MACHINE HALF				1	
- 12	236849	. SCREW,MACH-BIND HD 10-32 X 1/4 LG				ATT PT	16
- 13	598247	. . . GUIDE-MOUNTING RIGHT HAND				1	
- 14	598251	. . . GUIDE-MOUNTING LEFT HAND				1	
- 15	598724	. . . PLATE ASSEMBLY-BOARD AND KEEPER USED ON ASSEMBLY 598226 ONLY				1	
- 15	598253	. . . PLATE ASSEMBLY USED ON ASSEMBLY 598246 ONLY				1	
- 16	591640	. . . KEEPER				1	
- 17	591641	. . . SCREW-SHLD-KEEPER PLATE MTG 6-32 X 0.466				ATT PT	4
- 18	598688	. . . BOARD- 200 OPEN WIRE LOW VOLTAGE CONN				1	
- 19	5345024	. HINGE,CONNECTOR PANEL MOUNTING				1	
- 20	1090024	. SCREW,MACH-HEX HD 8-32 X 3/8 LG				ATT PT	4
- 21	22478	. WASHER,FL- 0.170 ID 0.375 OD 0.032 THK				ATT PT	4
- 22	1090873	. WASHER,LOCK-SPLIT NO. 8 X 0.296 OD				ATT PT	4
- 23	312575	. RING,RETAINING- 0.4375 ID X 0.040 THK				2	
- 24	231741	. STUD ASSEMBLY,TURNLOCK FASTENER-SLOT DR				2	
- 25	312573	. EYELET,TURNLOCK FASTENER- 0.354 ID				2	
- 26	5345026	. PANEL,CONNECTOR MOUNTING				1	
		CONNECTOR AND RELAY GATE ASSEMBLY					
33 -	5344939	CONNECTOR AND RELAY GATE ASSEMBLY SEE LIST 10-164 FOR NEXT HIGHER ASSEMBLY AND FIG. 32 FOR ILLUSTRATION				REF	
- 1	236849	. SCREW,MACH-BIND HD 10-32 X 1/4 LG				32	
- 2	523250	. CLAMP-ADJUSTABLE CABLE				4	
- 3	49814	. SCREW,MACH-FH 10-32 X 7/16 LG				ATT PT	4
- 4	5344937	. CABLE ASSEMBLY,TAPE SWITCHING READ BUS SEE LIST 39-56,-56A,-65B,-71,-74A,-75, -66,-92 AND -94A FOR COMPONENT PARTS				1	
- 5	5344935	. CABLE ASSEMBLY,TS-G16 SIGNAL				1	
- 6	5344934	. CABLE ASSEMBLY,TS-G15 SIGNAL				1	
- 7	5344933	. CABLE ASSEMBLY,TS-G10 SIGNAL SEE LIST 39-67B,-71,-74 AND -94A FOR COMPONENT PARTS				1	

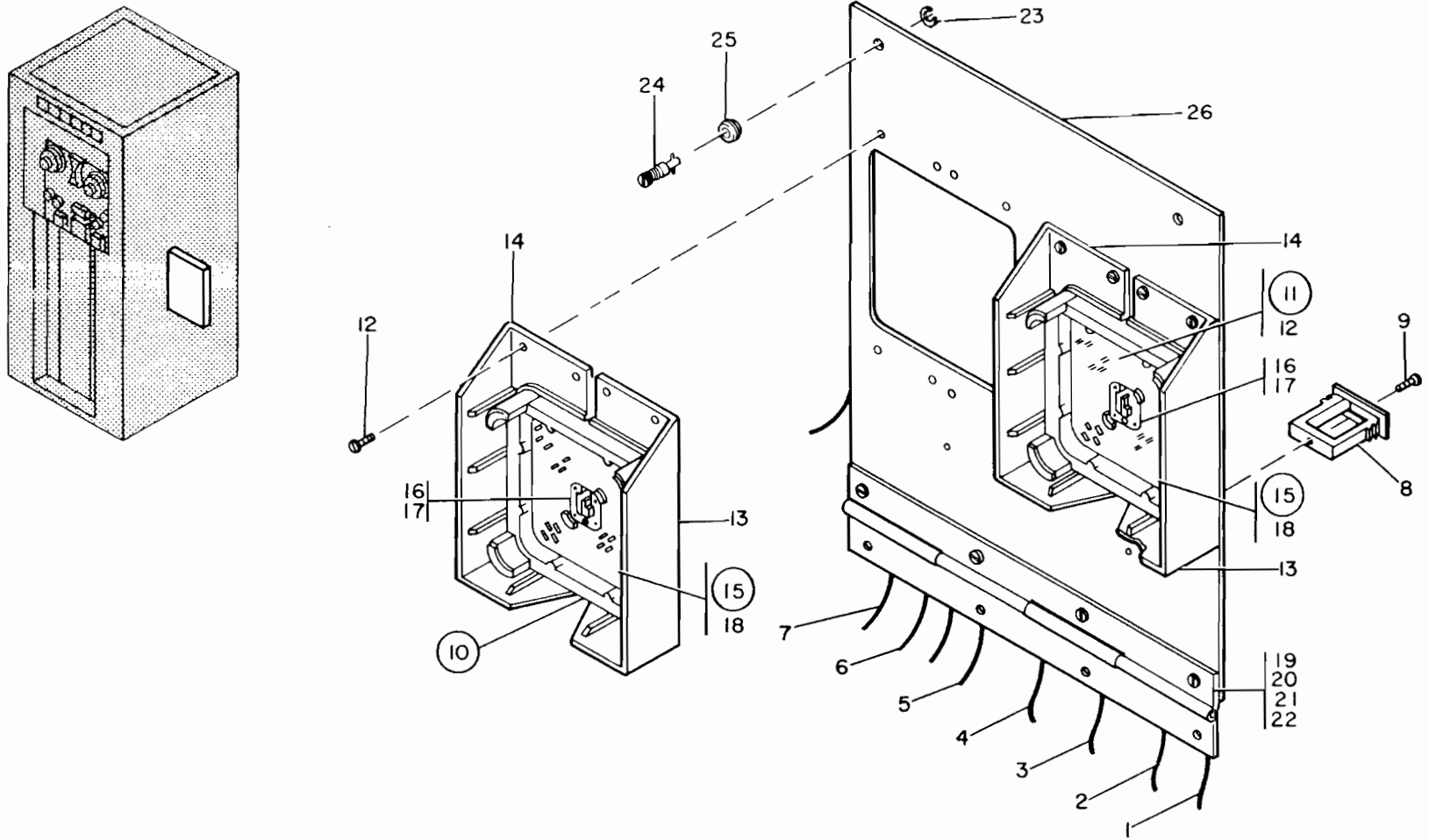


FIGURE 31. CONNECTOR PANEL ASSEMBLY. SEE LIST 32.

LIST AND INDEX NO.	PART NO.	DESCRIPTION				UNITS PER ASM.	USABLE ON CODE
		1	2	3	4		
CONNECTOR AND RELAY GATE ASSEMBLY -CONT							
33 - 8	5355419					1	
- 8							
- 9	5344932					1	
- 10	5344931					1	
- 11	5344936					1	
- 12	524519					2	
- 13	5344938					1	
- 14	348506					1	
- 15	529885						

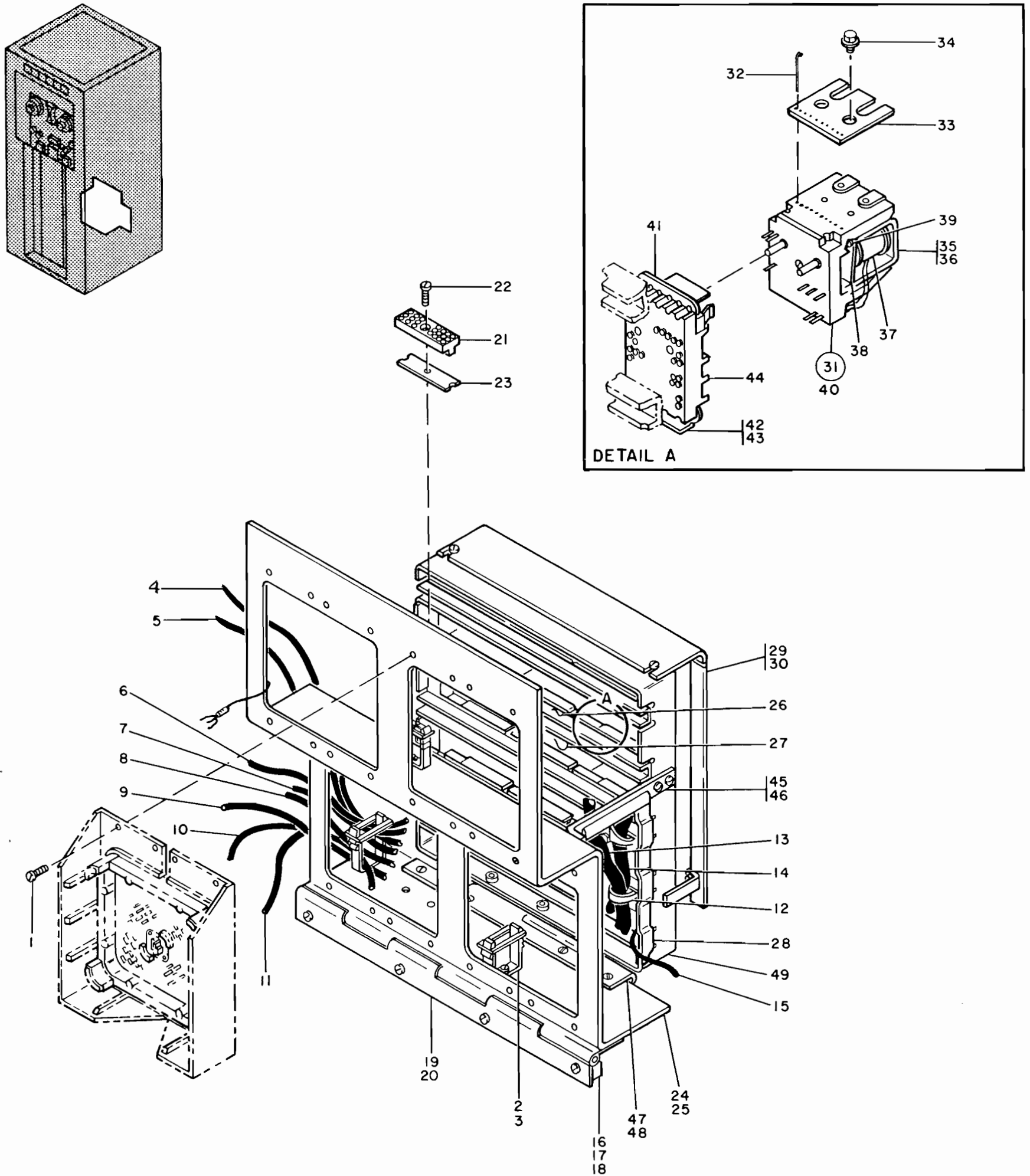


FIGURE 32. CONNECTOR AND RELAY GATE ASSEMBLY. SEE LIST 33.

LIST AND INDEX NO.	PART NO.	DESCRIPTION				UNITS PER ASM.	USABLE ON CODE
		1	2	3	4		
CONNECTOR AND RELAY GATE ASSEMBLY -CONT							
33 - 16	348520	.	SPACER-HINGE MOUNTING			1	
- 17	438586	.	SCREW,MACH-UNDRCT BIND HD 8-32 X 7/8 LG	ATT PT		4	
- 18	257189	.	NUT,PLAIN-HEX 8-32 X 0.343 W	ATT PT		4	
- 19	348516	.	HINGE-CONNECTOR PANEL MOUNTING			1	
- 20	38451	.	SCREW,MACH-FL CSK HD 8-32 X 1/4 LG	ATT PT		4	
- 21	302090	.	CONNECTOR,RECP,ELEC- 24 FEMALE CONTACTS			1	
- 22	236550	.	SCREW,MACH-BIND HD 4-40 X 0.375 LG	ATT PT		1	
- 23	302131	.	STRIP-TERMINAL BLOCK INSULATOR			1	
- 24	348514	.	PANEL-CONNECTOR MOUNTING			1	
- 25	58207	.	SCREW,MACH-UNDRCT BIND HD 8-32 X 1/4 LG	ATT PT		5	
- 26	360456	.	JUMPER ASM-YEL 5 IN. 1 LUG EA END SEE LIST 39-71 FOR COMPONENT PARTS			66	
- 27	348541	.	DIODE ASSEMBLY			2	
- 28	223528	.	RUBBER CHANNEL-COVERS			9	
- 29	348519	.	COVER-RELAY GATE			1	
- 30	38235	.	SCREW,MACH-FIL H 6-32 X 5/16 LG	ATT PT		4	
- 31	344554	.	RELAY ASSEMBLY			12	
- 32	338388	.	. CONTACT,WIRE			24	
- 33	159930	.	. HOLDER-CONTACT WIRE			1	
- 34	104976	.	. SCREW,MACH-HEX WASHER HD 5-40 X 11/32 LG	ATT PT		4	
- 35	196194	.	. CORE AND YOKE ASSEMBLY-MAGNET			1	
- 36	104976	.	. SCREW,MACH-HEX WASHER HD 5-40 X 11/32 LG	ATT PT		2	
- 37	344552	.	. COIL ASSEMBLY			1	
- 38	196192	.	. ARM			1	
- 39	155043	.	. SPRING,HELICAL,COMPR- 8.5 TURNS LH			1	
- 40	344560	.	. PLATE ASSEMBLY			1	
- 41	159946	.	CLIP,SPRING TENSION-TERMINAL MOULDING			12	
- 42	284424	.	CLIP-RELAY MOULDING BOTTOM MOUNTING			4	
- 43	198363	.	SCREW,THD FORMING-BIND HD NO. 4 X 1/2 LG	ATT PT		48	
- 44	159943	.	MOLDING ASSEMBLY-TERMINAL 12 POS			12	
- 45	348518	.	BRACE-RELAY GATE			1	
- 46	38235	.	SCREW,MACH-FIL H 6-32 X 5/16 LG	ATT PT		4	
- 47	348517	.	HINGE-RELAY GATE			1	
- 48	58207	.	SCREW,MACH-UNDRCT BIND HD 8-32 X 1/4 LG	ATT PT		5	
- 49	348515	.	GATE-RELAY			1	
CONTROL PANEL ASSEMBLY							
34 -	5345030	.	PANEL ASSEMBLY-CONTROL SEE LIST 10-185 FOR NEXT HIGHER ASSEMBLY AND FIG. 33 FOR ILLUSTRATION			REF	
- 1	528435	.	JUMPER ASSEMBLY SEE LIST 39-71A FOR COMPONENT PARTS			18	
- 2	524176	.	CIRCUIT BREAKER-OVERLOAD PROTECTOR-3AMP			1	
- 3	524179	.	CIRCUIT BREAKER- 3 AMP			1	
- 4	535296	.	CIRCUIT BREAKER- 1P 230V AC 20V DC 7 AMP			4	
- 5	524177	.	CIRCUIT BREAKER-5 AMP			1	
- 6	535295	.	CIRCUIT BREAKER- 1P 230VAC 120VDC 4 AMP			1	
- 7	535294	.	CIRCUIT BREAKER- 1P 230VAC 120VDC 2 AMP			2	
- 8	55726	.	SCREW,MACH-BIND HD 6-32 X 3/16 LG	ATT PT		20	
- 9	554132	.	COVER-CP DUMMY			2	
- 10	55726	.	SCREW,MACH-BIND HD 6-32 X 3/16 LG	ATT PT		4	
- 11	5344995	.	LABEL,PF CAPACITOR RESETTING			1	
- 12	441359	.	LEAD,ELECTRICAL-YEL 1-3/4 IN. LG			4	

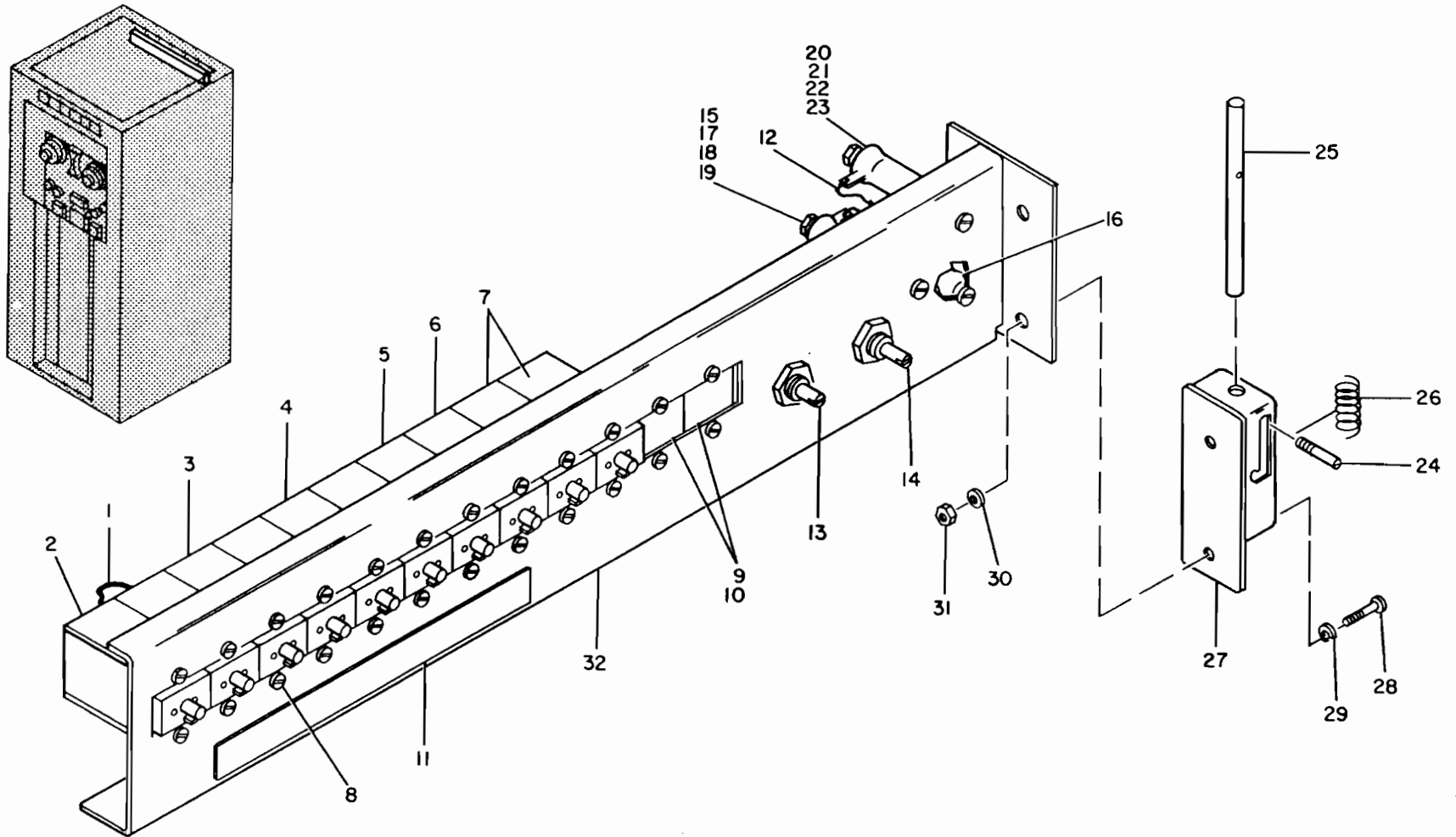


FIGURE 33. CONTROL PANEL ASSEMBLY. SEE LIST 34.

LIST AND INDEX NO.	PART NO.	DESCRIPTION				UNITS PER ASM.	USABLE ON CODE
		1	2	3	4		
CONTROL PANEL ASSEMBLY -CONT							
34 - 13	333198					1	
- 14	300609					1	
- 15	252816					1	
- 16	472566					1	
- 17	95878				ATT PT	2	
- 18	203801				ATT PT	4	
- 19	257187				ATT PT	2	
- 20	189161					1	
- 21	322556				ATT PT	1	
- 22	203801				ATT PT	2	
- 23	257187				ATT PT	1	
- 24	204499					1	
- 25	204500					1	
- 26	220856					1	
- 27	511155					1	
- 28	25891				ATT PT	2	
- 29	9092				ATT PT	2	
- 30	45690				ATT PT	2	
- 31	11598				ATT PT	2	

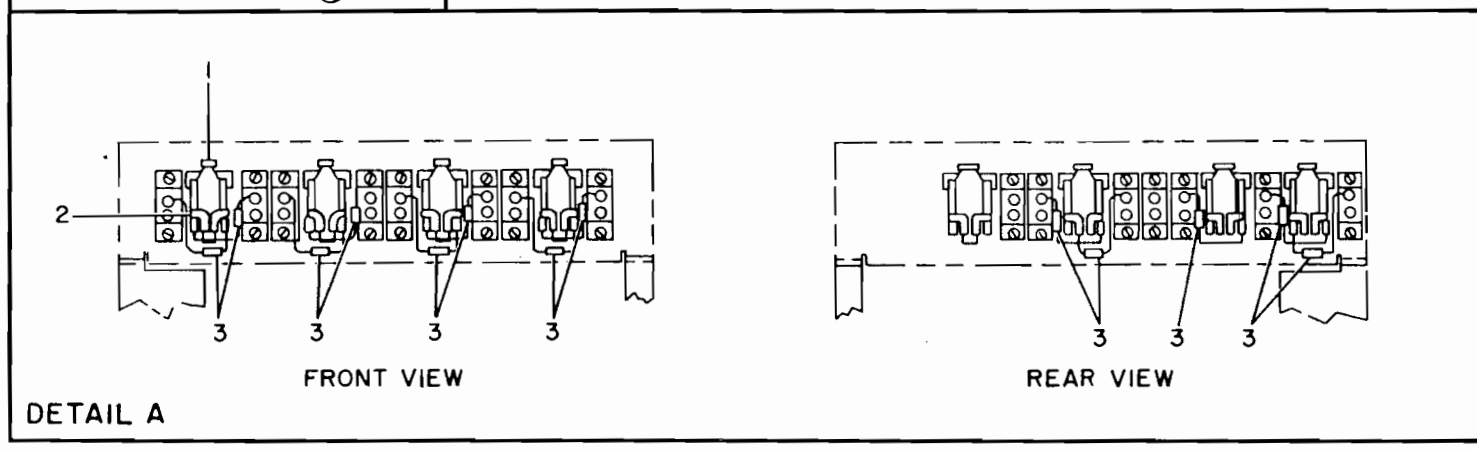
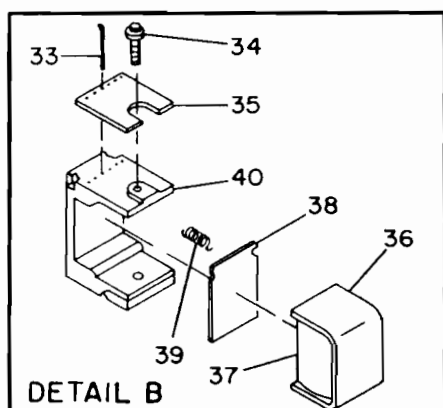
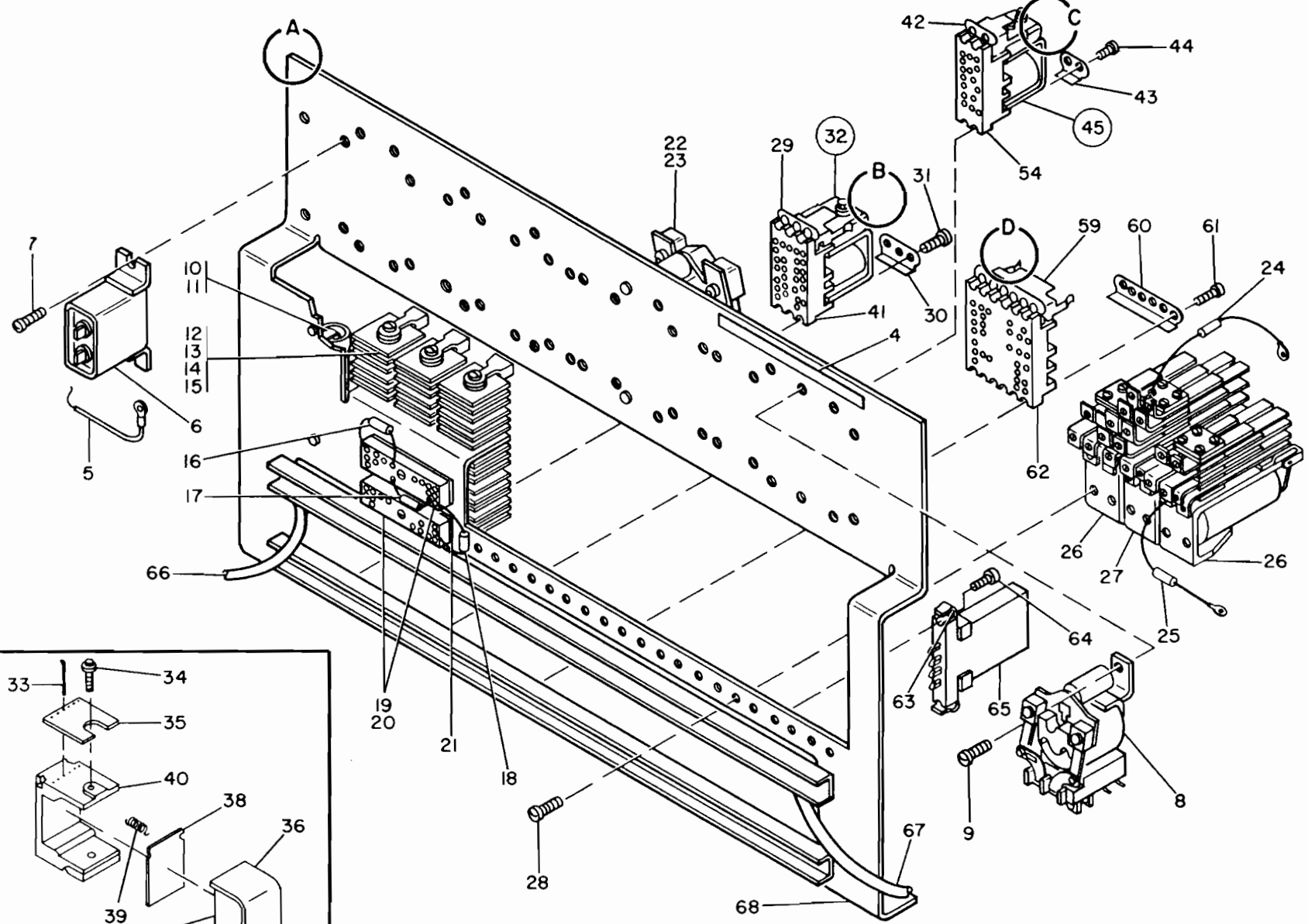
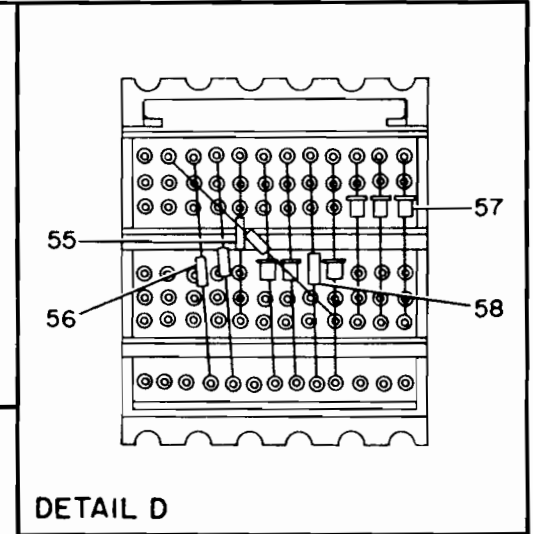
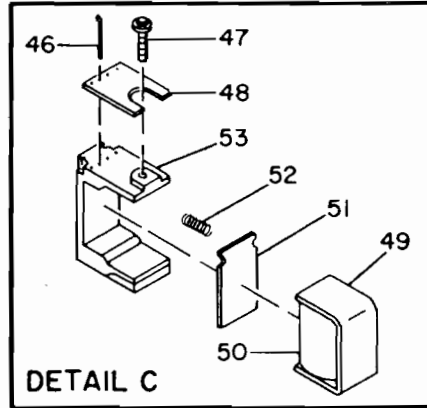
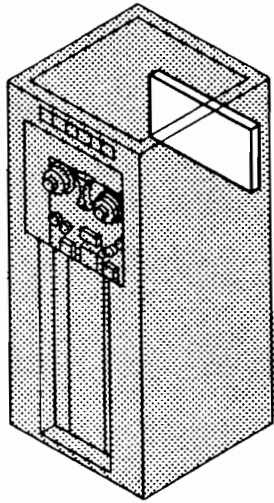


FIGURE 34. RELAY PANEL ASSEMBLY. SEE LIST 35.

LIST AND INDEX NO.	PART NO.	DESCRIPTION	UNITS PER ASM.	USABLE ON CODE
		CONTROL PANEL ASSEMBLY -CONT		
34 - 32	5345027	. PANEL,CP	1	
		RELAY PANEL ASSEMBLY		
35 -	5344850	PANEL ASSEMBLY,RELAY SEE LIST 10-191 FOR NEXT HIGHER ASSEMBLY AND FIG. 34 FOR ILLUSTRATION	REF	
- 1	599917	. DIODE AND LUG TERMINAL ASSEMBLY	7	
- 2	598381	. LABEL-LETTERS L TO R A THRU Z	AR	
- 3	348439	. RESISTOR ASSEMBLY- 22 OHMS 1/2W	13	
- 4	5355403	. LABEL,RELAY PANEL	AR	
- 5	317713	. JUMPER ASSEMBLY SEE LIST 39-58 FOR COMPONENT PARTS	15	
- 6	528411	. CAPACITOR, FIXED 0.25 UFD P/M 10% 100V	15	
- 7	438566	. SCREW,MACH-UNDRCT BIND HD 6-32 X 1/8 LG	30	ATT PT
- 8	594284	. RELAY-TRANSFER TYPE-50VDC	7	
- 9	221790	. SCREW,MACH-BIND HD 8-32 X 3/16 LG	14	ATT PT
- 10	5311104	. RESISTOR,FIXED POWER,WIREWOUND	1	
- 11	55726	. SCREW,MACH-BIND HD 6-32 X 3/16 LG	2	ATT PT
- 12	315902	. RECTIFIER,METALLIC- 78V AC 112 MA	15	
- 13	322563	. SCREW	3	ATT PT
- 14	203801	. INSULATOR WASH- 0.172 ID 9/16 OD 1/16THK	12	ATT PT
- 15	257189	. NUT,PLAIN-HEX 8-32 X 0.343 W	3	ATT PT
- 16	535124	. CHOKE ASSEMBLY- 22 MH	1	
- 17	556839	. CAPACITOR ASSEMBLY-100 UF 20V	1	
- 18	5344905	. CAPACITOR ASSEMBLY	1	
- 19	302090	. CONNECTOR,RECP,ELEC- 24 FEMALE CONTACTS	2	
- 20	236550	. SCREW,MACH-BIND HD 4-40 X 0.375 LG	2	ATT PT
- 21	302131	. STRIP-TERMINAL BLOCK INSULATOR	2	
- 22	5323485	. RELAY-TRANSFER TYPE-50VDC	1	
- 23	221790	. SCREW,MACH-BIND HD 8-32 X 3/16 LG	2	ATT PT
- 24	526503	. FILTER ASSEMBLY-VACUUM SWITCH	2	
- 25	599917	. DIODE AND LUG TERMINAL ASSEMBLY	3	
- 26	111351	. RELAY ASM-ARM CONT ARR 1C AND 1C 40V DC SEE LIST 23 FOR DETAIL BREAKDOWN	2	
- 27	124843	. RELAY ASM-ARM CONT ARR 2C,2D AND 2F 40V SEE LIST 36 FOR DETAIL BREAKDOWN	8	
- 28	58207	. SCREW,MACH-UNDRCT BIND HD 8-32 X 1/4 LG	20	ATT PT
- 29	159945	. CLIP,SPRING TENSION-TERMINAL MOULDING	5	
- 30	308704	. CLIP, MOLDING	5	
- 31	198363	. SCREW,THD FORMING-BIND HD NO. 4 X 1/2 LG	20	ATT PT
- 32	196197	. RELAY ASSEMBLY-WIRE CONTACT 6PDT 2 COIL	5	
- 33	149878	. . WIRE-CONTACT	12	
- 34	104976	. . SCREW,MACH-HEX WASHER HD 5-40 X 11/32 LG	3	
- 35	159929	. . HOLDER-CONTACT WIRE	1	
- 36	196204	. . CORE AND YOKE ASSEMBLY-MAGNET	1	
- 37	344544	. . COIL ASSEMBLY	1	
- 38	196202	. . ARMATURE- 6 PT MLDG	1	
- 39	155043	. . SPRING,HELICAL,COMPR- 8.5 TURNS LH	2	
- 40	344517	. . MOLDING ASSEMBLY- 6 POS RELAY	1	
- 41	159942	. MOLDING ASSEMBLY-TERMINAL 6 POS	5	
- 42	159944	. CLIP,SPRING TENSION-TERMINAL MOULDING	4	
- 43	308704	. CLIP, MOLDING	4	
- 44	198363	. SCREW,THD FORMING-BIND HD NO. 4 X 1/2 LG	16	ATT PT



LIST AND INDEX NO.	PART NO.	DESCRIPTION	UNITS PER ASM.	USABLE ON CODE
		RELAY PANEL ASSEMBLY -CONT		
35 - 45	196207	. RELAY ASSEMBLY-WIRE CONTACT 4PDT 2 COIL	4	
- 46	149878	. . WIRE-CONTACT	8	
- 47	104976	. . SCREW,MACH-HEX WASHER HD 5-40 X 11/32 LG	3	
- 48	159928	. . HOLDER-CONTACT WIRE	1	
- 49	196215	. . CORE AND YOKE ASSEMBLY- 4 PT	1	
- 50	344543	. . COIL	1	
- 51	196212	. . ARMATURE- 4 PT MLDG	1	
- 52	155043	. . SPRING,HELICAL,COMPR- 8.5 TURNS LH	2	
- 53	344503	. . MOLDING ASSEMBLY- 4 POS RELAY	1	
- 54	159941	. MOLDING ASSEMBLY-TERMINAL 4 POS	4	
- 55	603088	. RESISTOR ASSEMBLY-560 OHM 1/2W	1	
- 56	5323495	. RESISTOR ASSEMBLY-5.1K 1/2W	1	
- 57	599686	. DIODE ASSEMBLY	6	
- 58	5344905	. CAPACITOR ASSEMBLY	3	
- 59	159946	. CLIP,SPRING TENSION-TERMINAL MOULDING	1	
- 60	284424	. CLIP-RELAY MOULDING BOTTOM MOUNTING	1	
- 61	198363	. SCREW,THD FORMING-BIND HD NO. 4 X 1/2 LG ATT PT	6	
- 62	324999	. TERMINAL BOARD- 109 FEEDTHRU TERMINALS	1	
- 63	328616	. CLIP,SPRING TENSION-RC TERMINAL MOULDING	4	
- 64	198363	. SCREW,THD FORMING-BIND HD NO. 4 X 1/2 LG ATT PT	4	
- 65	328602	. UNIT-RC	2	
- 66	5344852	. CABLE ASSEMBLY,RELAY-SMS LOGIC SEE LIST 39-57,-71,-80,-82,-84 AND -94A FOR COMPONENT PARTS	1	
- 67	5344851	. CABLE ASSEMBLY,INTERNAL RELAY SEE LIST 39-71,-83D AND -84 FOR COMPONENT PARTS		
- 68	5345046	. PANEL,RELAY	1	
		RELAY ASSEMBLY		
36 -	124843	RELAY ASM-ARM CONT ARR 2C,2D AND 2F 40V SEE LIST 35-27 FOR NEXT HIGHER ASSEMBLY AND FIG. 35 FOR ILLUSTRATION	REF	
- 1	173218	. SCREW,MACH-RD WASHER HD 5-40 X 1-15/32	4	
- 2	122311	. INSULATOR-SCR 0.128 ID 0.186 OD 1-9/32LG	2	
- 3	121011	. PLATE-DUO RELAY TOP	2	
- 4	120942	. INSULATOR-DUO RELAY	1	
- 5	105826	. SPRING-STIFFENER	2	
- 6	105832	. SPRING ASSEMBLY-UPPER CONTACT	2	
- 7	189844	. TERMINAL ASSEMBLY-CONTACT	2	
- 8	120924	. INSULATOR-DUO RELAY	1	
- 9	125872	. SPRING- STIFFENER	2	
- 10	141964	. TERMINAL ASSEMBLY-CONTACT	2	
- 11	141977	. SPRING ASSEMBLY-OPERATING CONTACT	2	
- 12	120925	. INSULATOR-DUO RELAY	1	
- 13	141967	. TERMINAL ASSEMBLY-CONTACT	2	
- 14	125877	. SPRING ASSEMBLY-CONTACT	2	
- 15	120924	. INSULATOR-DUO RELAY	1	
- 16	125872	. SPRING- STIFFENER	2	
- 17	120837	. SPRING ASSEMBLY-UPPER CONTACT	2	
- 18	141971	. TERMINAL ASSEMBLY-CONTACT	2	
- 19	120924	. INSULATOR-DUO RELAY	1	
- 20	125872	. SPRING- STIFFENER	2	

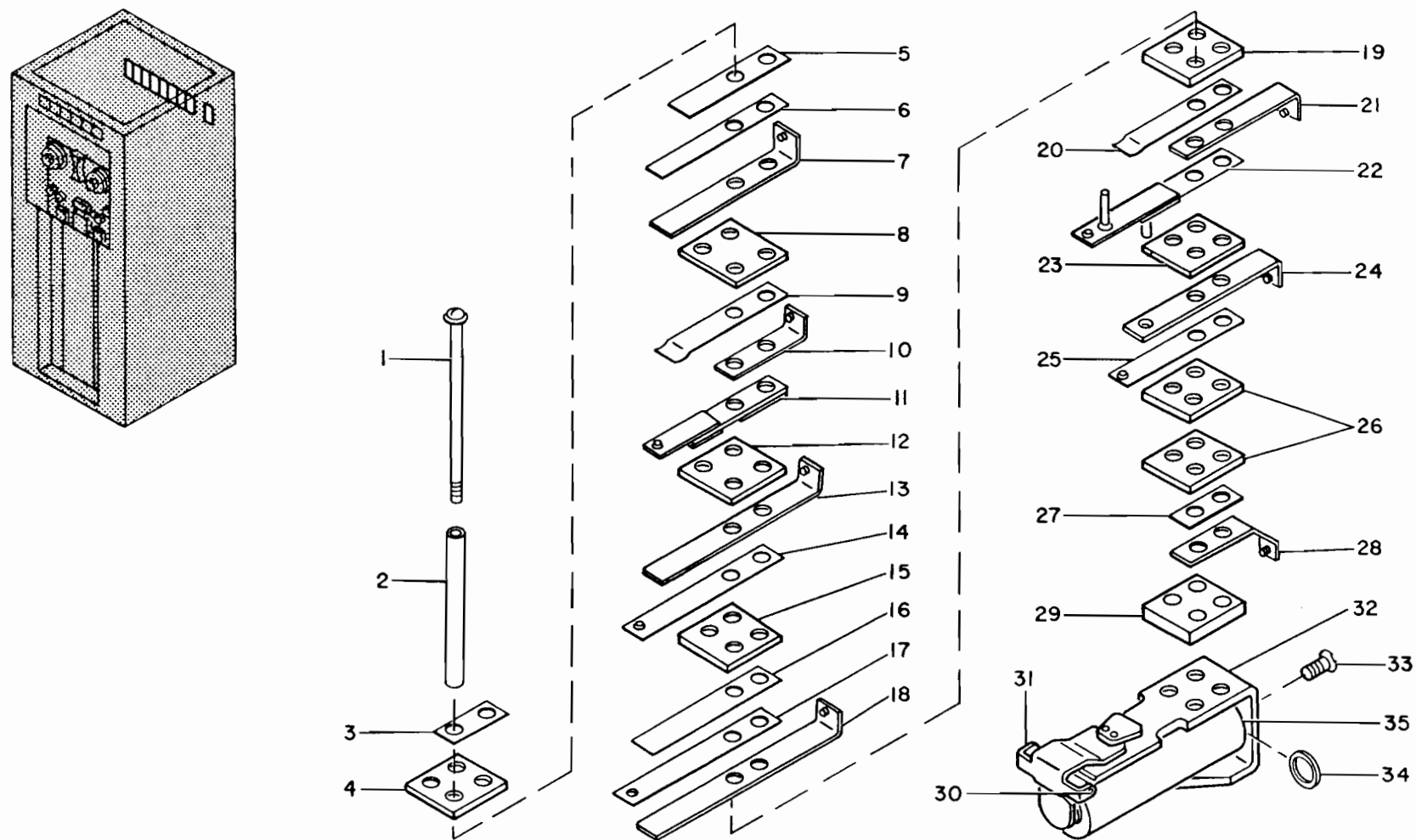


FIGURE 35. RELAY ASSEMBLY. SEE LIST 36.

LIST AND INDEX NO.	PART NO.	DESCRIPTION				UNITS PER ASM.	USABLE ON CODE
		1	2	3	4		
RELAY ASSEMBLY -CONT							
36 - 21	141969	•				2	
- 22	141981	•				2	
- 23	120926	•				1	
- 24	141967	•				2	
- 25	121839	•				2	
- 26	120926	•				1	
- 27	156909	•				2	
- 28	105835	•				2	
- 29	120942	•				1	
- 30	165594	•				1	
- 31	107177	•				1	
- 32	165595	•				1	
- 33	19587	•				2	ATT PT
- 34	115552	•				1	
- 35	154350	•				1	

LIST AND INDEX NO.	PART NO.	DESCRIPTION				UNITS PER ASM.	USABLE ON CODE
		1	2	3	4		
		CHASSIS FRAME ASSEMBLY					
37 -	5344840	FRAME ASSEMBLY, CHASSIS SEE LIST 10-204 FOR NEXT HIGHER ASSEMBLY AND FIG. 36 FOR ILLUSTRATION				REF	
- 1	5355415	. RESISTOR ASSEMBLY				1	
- 2	554174	. RESISTOR ASSEMBLY-20K 1/2W				1	
- 3	532176	. CAPACITOR, FXD, CER- 0.05 UF P80M20% 10V				1	
- 4	5344836	. JUMPER ASM, ORN 21 IN. 22AWG 1 LUG				1	
- 5	5323410	. JUMPER ASM-GY 21 IN. 22AWG 1 LUG				6	
- 6	5323407	. JUMPER ASM-BLU 21 IN. 22AWG 1 LUG				6	
- 7	5323408	. JUMPER ASM-ORN 21 IN. 22AWG 1 LUG				6	
- 8	5323409	. JUMPER ASM-VIO 21 IN. 22AWG 1 LUG				6	
- 9	5323406	. JUMPER ASM-BLK 21 IN. 22AWG 1 LUG				13	
		SEE LIST 39-83B FOR COMPONENT PARTS					
- 10	556855	. JUMPER ASSEMBLY-6 IN.				14	
		SEE LIST 39-90 FOR COMPONENT PARTS					
- 11	5344848	. CHASSIS ASSEMBLY				1	
- 12	480007	. . TERMINAL BOARD- 8 SINGLE SCREW TERMINALS				3	
- 13	322550	. . SCREW, MACH-BIND HD 6-32 X 1/2 LG				6	ATT PT
- 14	480004	. . STRIP-TERMINAL BOARD				3	
- 15	216285	. . LABEL-NUMBERING L TO R 1 THRU 28				7	
- 16	216215	. . BUS-GROUND PLANE				5	
- 17	5345085	. . ADAPTER ASSEMBLY				1	
- 18	10170	. . SCREW, MACH-BIND HD 6-32 X 1/4 LG				2	ATT PT
- 19	216212	. . . ADAPTER-SINGLE CARD GUIDE				2	
- 20	216091	. . . ADAPTER-CARD GUIDE				2	
- 21	38264	. . . SCREW, MACH-FIL H 4-40 X 3/8 LG				10	ATT PT
- 22	5345086	. . . T-BAR, ADAPTER AND EDGE CONNECTOR MTG				1	
- 23	216093	. . T BAR-TERMINAL MOUNTING				6	
- 24	10170	. . SCREW, MACH-BIND HD 6-32 X 1/4 LG				12	ATT PT
- 25	347899	. . T-BAR-LOWER RAIL				1	
- 26	34512	. . SCREW, MACH-BIND HD 8-32 X 3/8 LG				2	ATT PT
- 27	216297	. . SEAL, RUB STRIP- 11/16 W X 1/8 THK				AR	
- 28	216076	. . TERMINAL BLOCK AND CONTACT ASSEMBLY				2	
- 29	216268	. . BLOCK, DUMMY-SMS CHASSIS				2	
- 30	5344841	. . CARD RECEPTACLE ROW ASSEMBLY				1	
- 31	5344842	. . CARD RECEPTACLE ROW ASSEMBLY				1	
- 32	5344843	. . CARD RECEPTACLE ROW ASSEMBLY				1	
- 33	5344844	. . CARD RECEPTACLE ROW ASSEMBLY				1	
- 34	5344845	. . CARD RECEPTACLE ROW ASSEMBLY				1	
- 35	5344846	. . CARD RECEPTACLE ROW ASSEMBLY				1	
- 36	5344847	. . CARD RECEPTACLE ROW ASSEMBLY				1	
- 37	216076	. . . TERMINAL BLOCK AND CONTACT ASSEMBLY USED ON ASSEMBLIES 5344842 AND 5344843 ONLY				3	
- 37	216076	. . . TERMINAL BLOCK AND CONTACT ASSEMBLY USED ON ASSEMBLIES 5344841, 5344844 5344845, 5344846 AND 5344847 ONLY				4	
- 38	216083	. . . CARD RECEPTACLE ASSEMBLY USED ON ASSEMBLIES 5344842 AND 5344843 ONLY				2	
- 38	216083	. . . CARD RECEPTACLE ASSEMBLY USED ON ASSEMBLIES 5344841, 5344844 5344845, 5344846 AND 5344847 ONLY				3	
- 39	5345007	. . FRAME, CHASSIS				1	

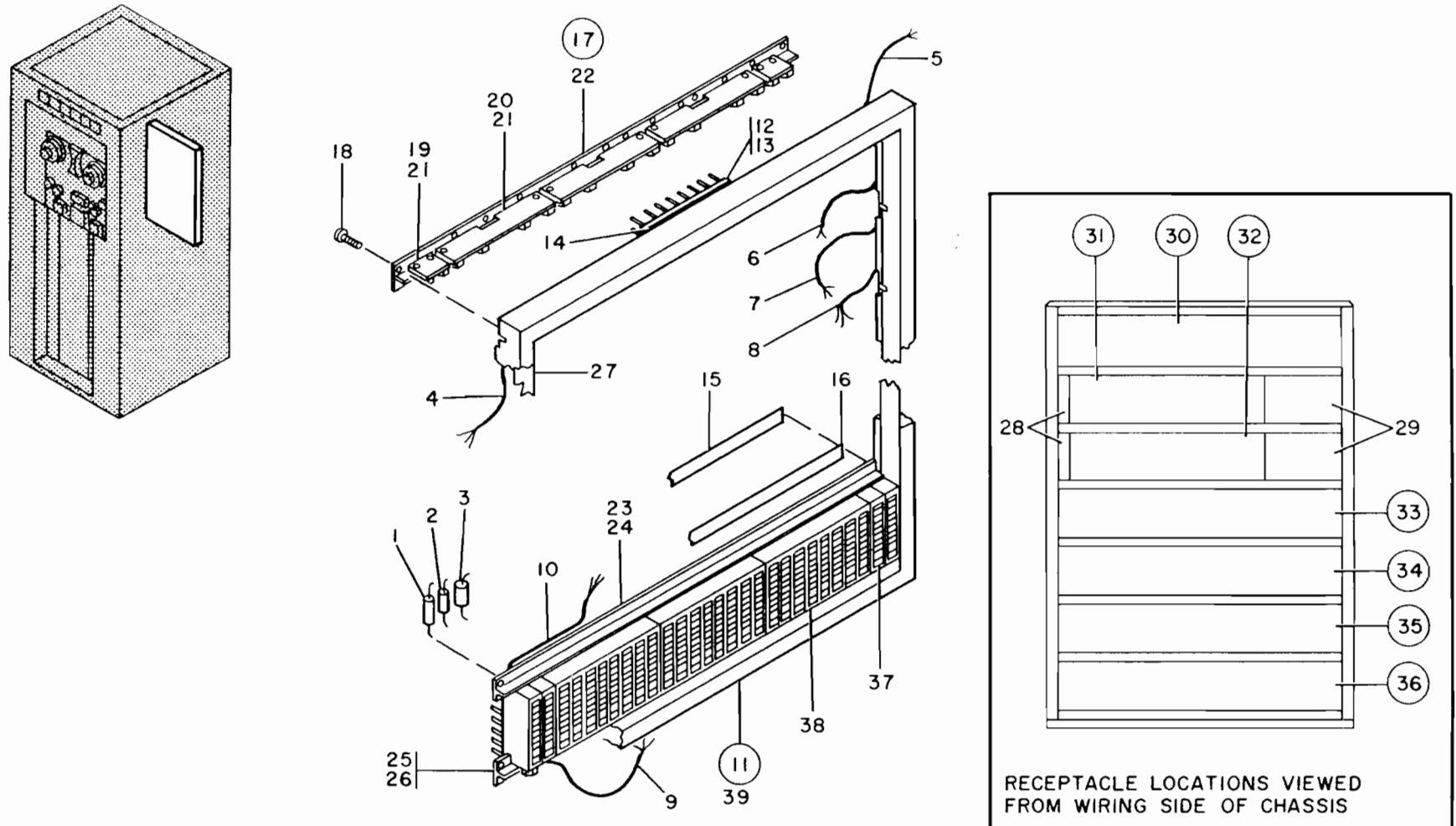


FIGURE 36. CHASSIS FRAME ASSEMBLY. SEE LIST 37.

LIST AND INDEX NO.	PART NO.	DESCRIPTION				UNITS PER ASM.	USABLE ON CODE
		1	2	3	4		
		METER POWER PAC ASSEMBLY					
38 -	740540	POWER PAC ASM-METER SEE LIST 10-251 FOR NEXT HIGHER ASSEMBLY AND FIG. 37 FOR ILLUSTRATION				REF	
- 1	740489	• RETAINER				1	
- 2	740564	• COVER-POWER PAC				1	
- 3	55726	• SCREW, MACH-BIND HD 6-32 X 3/16 LG				ATT PT	3
- 4	740571	• GROMMET				1	
- 5	740491	• CLIP-LOCK				1	
- 6	474644	• SHIELD				1	
- 7	210984	• SCREW, MACH-RH 6-32 X 1/4 LG				ATT PT	1
- 8	317310	• TERMINAL BOARD- 5 DBL SCREW TERMINALS				1	
- 9	210883	• STUD, EXT- 6-32 INT EXT THD X 0.900 LG 0A				ATT PT	1
- 10	210884	• STUD-SHIELD				ATT PT	3
- 11	740554	• STRIP-MARKER				1	
- 12	740560	• TRANSFORMER ASSEMBLY				1	
- 13	55726	• SCREW, MACH-BIND HD 6-32 X 3/16 LG				ATT PT	2
- 14	56722	• WASHER, LOCK-EXT TEETH NO. 6 X 5/16 OD				ATT PT	2
- 15	740550	• JUMPER ASSEMBLY-2.50 IN. SEE LIST 39-86 FOR COMPONENT PARTS				1	

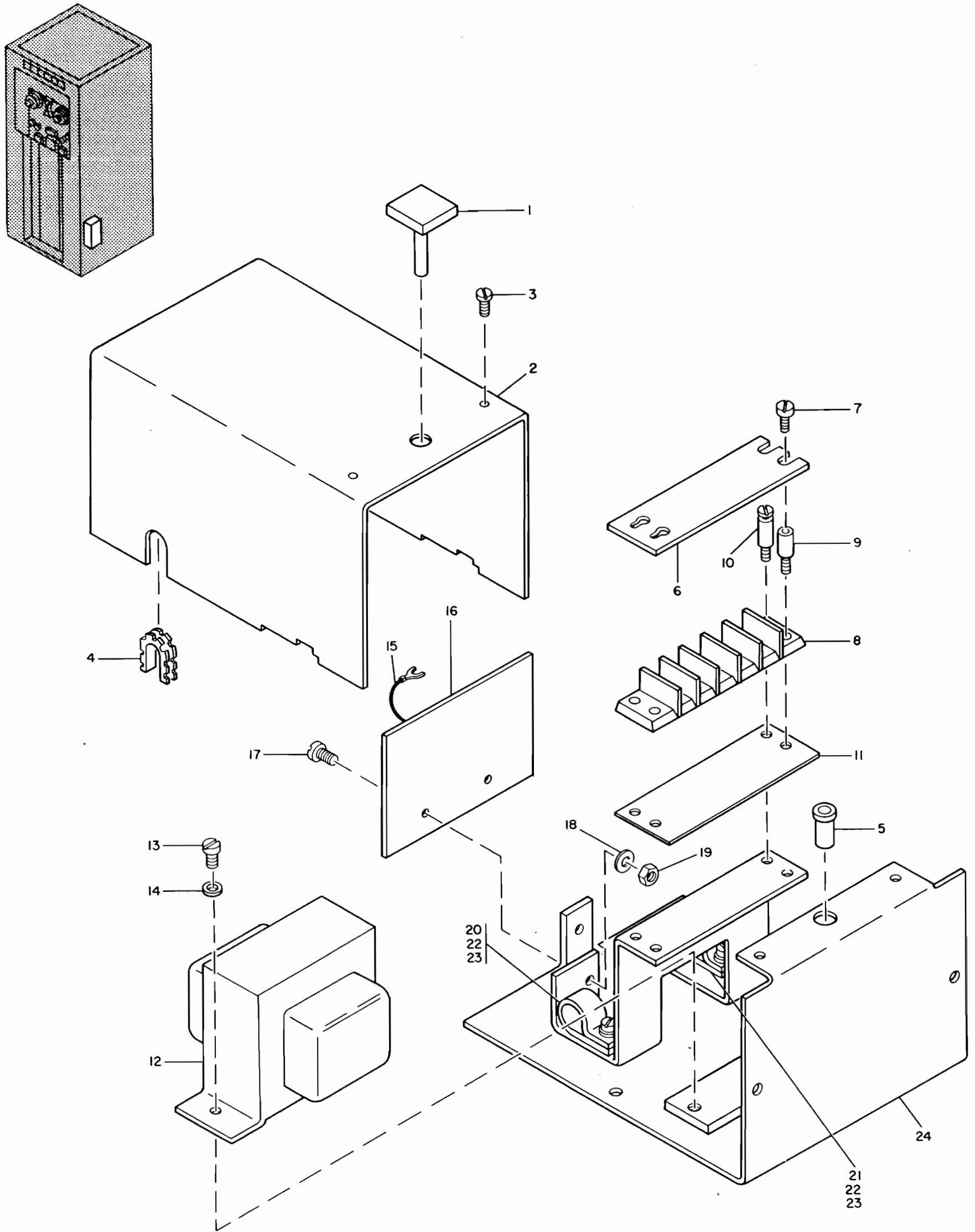


FIGURE 37. METER POWER PAC ASSEMBLY. SEE LIST 38.

LIST AND INDEX NO.	PART NO.	DESCRIPTION				UNITS PER ASM.	USABLE ON CODE
		1	2	3	4		
		METER POWER PAC ASSEMBLY -CONT					
38 - 16	372688	.	CARD ASSEMBLY			1	
- 17	81693	.	SCREW,MACH-BIND HD 6-32 X 3/8 LG	ATT PT		2	
- 18	56722	.	WASHER,LOCK-EXT TEETH NO. 6 X 5/16 OD	ATT PT		1	
- 19	257187	.	NUT,PLAIN,HEX- 6-32 X 5/16 FL W	ATT PT		1	
- 20	104294	.	CLAMP			1	
- 21	216302	.	CLAMP-CABLE			1	
- 22	55726	.	SCREW,MACH-BIND HD 6-32 X 3/16 LG	ATT PT		2	
- 23	6364	.	WASHER,LOCK-SPLIT NO. 6 X 1/4 OD	ATT PT		2	
- 24	740563	.	BASE			1	
		CABLE AND JUMPER ASSEMBLY COMPONENT PARTS					
39 -	NO NO.		COMPONENT PARTS, CABLE AND JUMPER ASSEMBLY			NP	
	352463		SEE FIG. 38 FOR ILLUSTRATION				
			LINE TERMINATOR ASSEMBLY-200 POSITION			1	
- 1	529285	.	CONNECTOR ASSEMBLY-COUPLING NETWORK			1	
- 1	348590	.	COUPLING ASSEMBLY,CONNECTOR			1	
- 1	348591	.	COUPLING ASSEMBLY,CONNECTOR			1	
- 1A	598254	.	CONNECTOR ASSEMBLY			1	
			USED ON ASSEMBLY 529285 ONLY				
- 1A	598237	.	CONNECTOR ASSEMBLY-200 POSITION			1	
			USED ON ASSEMBLY 352463 ONLY				
- 1A	339272	.	CONNECTOR ASSEMBLY,CABLE			1	
			USED ON ASSEMBLY 348590 ONLY				
- 1A	339271	.	CONNECTOR ASSEMBLY,CABLE			1	
			USED ON ASSEMBLY 348591 ONLY				
- 2	598724	.	PLATE ASSEMBLY-BOARD AND KEEPER			1	
			USED ON ASSEMBLY 529285 AND 348590 ONLY				
- 2	598253	.	PLATE ASSEMBLY			1	
			USED ON ASSEMBLY 352463 AND 348591 ONLY				
- 3	591749	.	SCREW,SPECIAL,F H,6-32 X 3/4 LG	ATT PT		1	
			USED ON ASSEMBLY 529285 AND 352463 ONLY				
- 3	438573	.	SCREW,MACH-FH 6-32 X 7/16 LG	ATT PT		1	
			USED ON ASSEMBLY 348590 AND 348591 ONLY				
- 4	591640	.	KEEPER			1	
- 5	591641	.	SCREW-SHLD-KEEPER PLATE MTG 6-32 X 0.466	ATT PT		4	
- 6	598688	.	BOARD- 200 OPEN WIRE LOW VOLTAGE CONN			1	
- 7	591750	.	STUD			1	
- 8	597575	.	WASHER,FLAT 7/16 OD X 0.049 THK			1	
- 9	597578	.	SPRING,LATCH			1	
- 10	1077739	.	PIN,SPRING- 0.103 X 0.375 LG			1	
- 11	251759	.	RING,RETAINING-EXT 0.480 ID X 0.042 THK			2	
- 12	591746	.	SHAFT,CAM			1	
- 13	591607	.	HANDLE,LATCH			1	
- 14	311546	.	SETSCREW-SELF-LOCKING SOCKET	ATT PT		4	
- 15	591747	.	PIN,CAM	ATT PT		2	
- 16	591748	.	HOOK,LATCH			1	
- 17	598241	.	STANDOFF,CONNECTOR			2	
- 18	591609	.	HANDLE,CARRIER			1	
- 19	223779	.	SCREW,THD FORMING-BIND HD NO. 8 X 1/2 LG	ATT PT		2	
- 20	598256	.	SHELL,LOW VOLTAGE CONNECTOR			1	
- 21	530991	.	JUMPER ASM-TAPE SIGNAL TERMINATOR			1	
- 22	530993	.	JUMPER ASSEMBLY			1	
- 23	598041	.	TERMINAL,QUICK DISCONNECT- 20/24AWG			33	
- 24	320273	.	SCREW-MACH RH 4-40 X 2 3/4 CUT TO FIT			2	

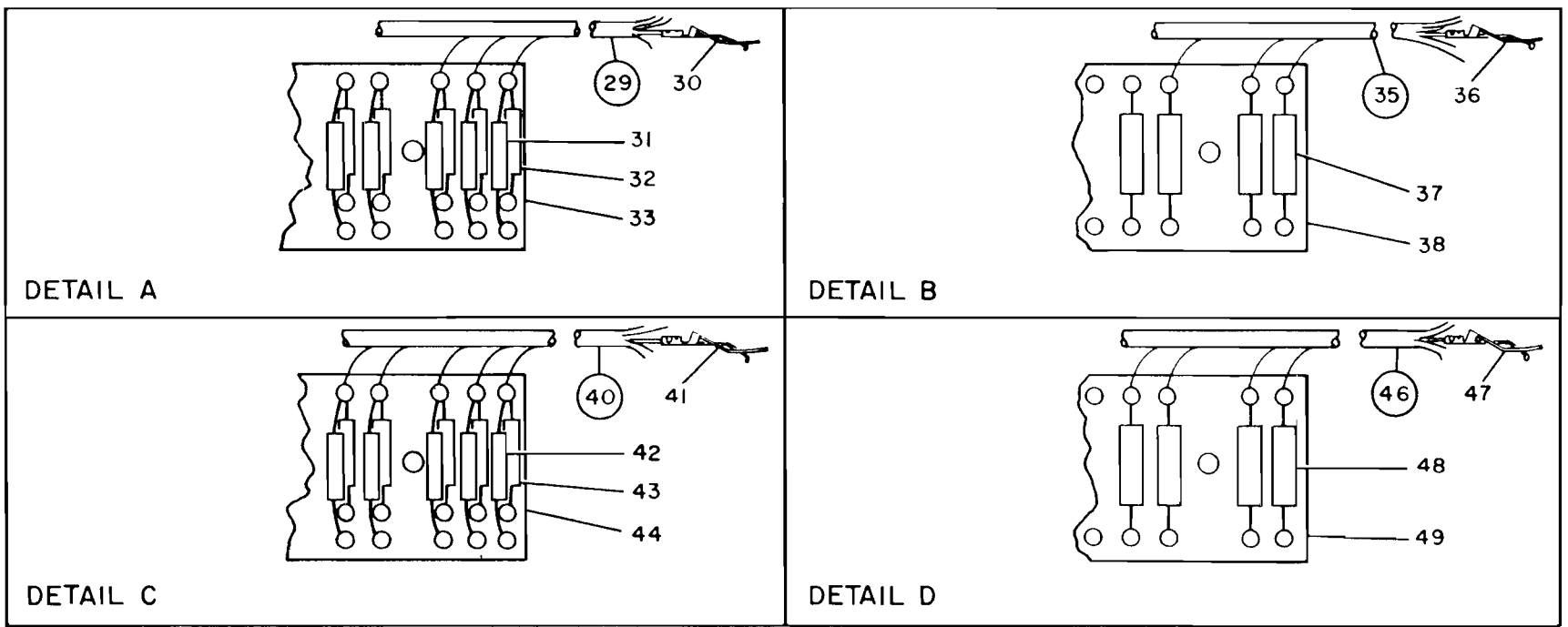
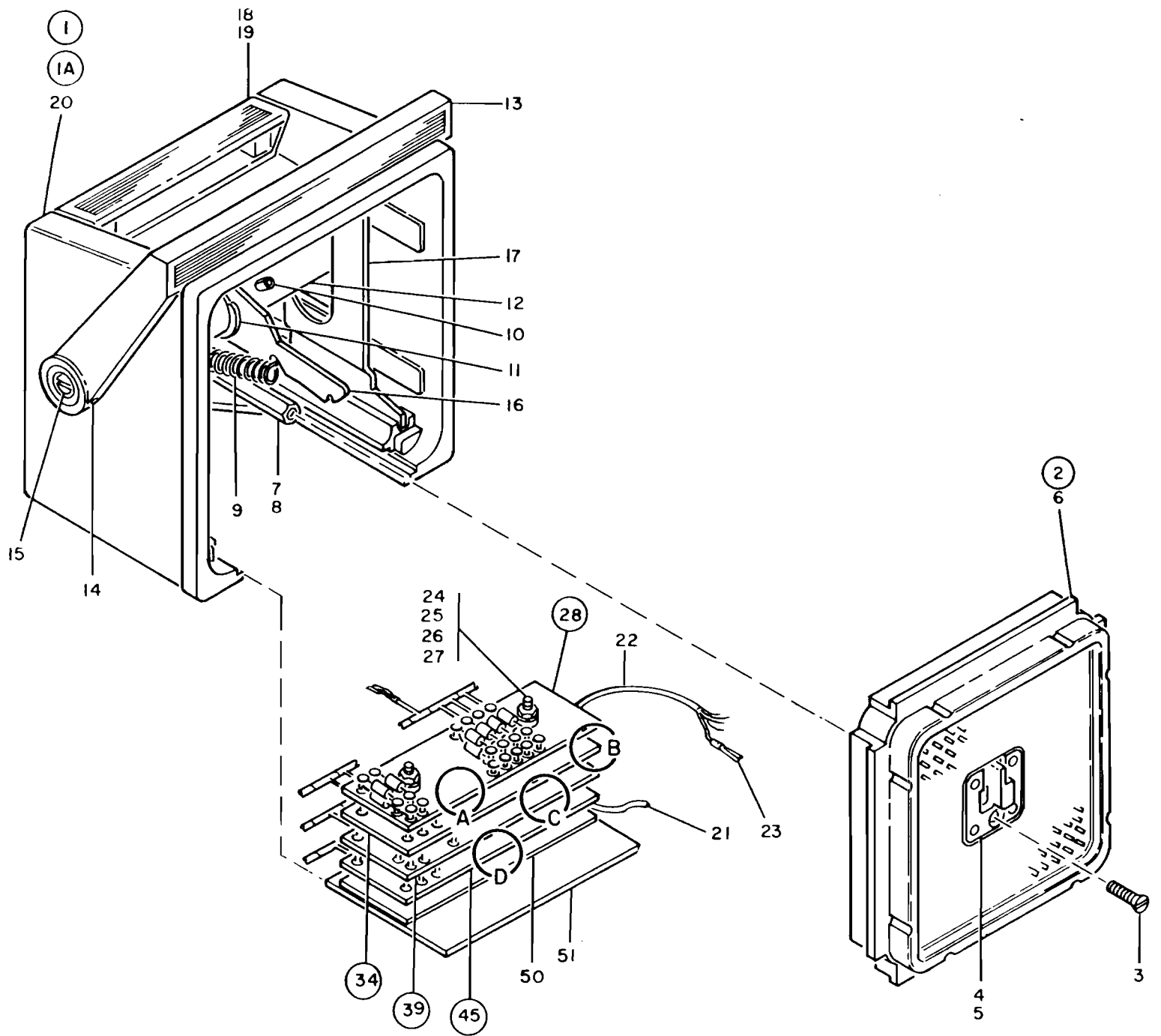


FIGURE 38. CABLE AND JUMPER ASSEMBLY COMPONENT PARTS. SHEET 1 OF 3, INDEX NOS. 1-51. SEE LIST 39.

LIST AND INDEX NO.	PART NO.	DESCRIPTION				UNITS PER ASM.	USABLE ON CODE
		1	2	3	4		
		CABLE AND JUMPER ASSEMBLY COMPONENT PARTS -CONT					
39 - 25	138281	. .	WASHER, .125 I.D.-5/16 O.D.X .062 THICK		36		
- 26	257984	. .	WASHER, LOCK-SPLIT NO. 4 X 0.212 OD		2		
- 27	38214	. .	NUT, PLAIN, HEX- 4-40 X 1/4 FL W		2		
- 28	526495	. .	NETWORK, COUPLING, ASSEMBLY D		1		
- 29	530992	. .	CABLE ASM-TAPE SIGNAL TERMINATOR		1		
- 30	598041	. . .	TERMINAL, QUICK DISCONNECT- 20/24AWG		17		
- 31	317004	. . .	RESISTOR, FIXED CARBON, 120 OHMS 1/2W		16		
- 32	528937	. . .	RESISTOR, FXD, FILM 360 OHMS P/M 5% 1/2W		16		
- 33	535060	. . .	BOARD, NETWORK, DIVIDER ASSEMBLY		1		
- 34	526494	. .	COUPLING, CONNECTOR, ASSEMBLY C		1		
- 35	530994	. .	CABLE ASM-TAPE SIGNAL TERMINATOR		1		
- 36	598041	. . .	TERMINAL, QUICK DISCONNECT- 20/24AWG		11		
- 37	360268	. . .	CAPACITOR, FXD, ELECT- 5 UF P100M10% 12V		11		
- 38	535058	. . .	BOARD, DECOUPLING, CAPACITOR ASSEMBLY		1		
- 39	526493	. .	NETWORK, COUPLING, ASSEMBLY B		1		
- 40	530995	. . .	CABLE ASM-TAPE SIGNAL TERMINATOR		1		
- 41	598041	. . .	TERMINAL, QUICK DISCONNECT- 20/24AWG		16		
- 42	317004	. . .	RESISTOR, FIXED CARBON, 120 OHMS 1/2W		16		
- 43	528937	. . .	RESISTOR, FXD, FILM 360 OHMS P/M 5% 1/2W		16		
- 44	535060	. . .	BOARD, NETWORK, DIVIDER ASSEMBLY		1		
- 45	526492	. .	NETWORK, COUPLING, ASSEMBLY A		1		
- 46	530990	. . .	CABLE ASM-TAPE SIGNAL TERMINATOR		1		
- 47	598041	. . .	TERMINAL, QUICK DISCONNECT- 20/24AWG		9		
- 48	360268	. . .	CAPACITOR, FXD, ELECT- 5 UF P100M10% 12V		9		
- 49	535029	. . .	BOARD, DECOUPLING, CAPACITOR ASSEMBLY		1		
- 50	535065	. .	INSULATOR USED ON ASSEMBLY 529285 ONLY		1		
- 51	530996	. .	PLATE-NETWORK MOUNTING USED ON ASSEMBLY 529285 AND 352463 ONLY		1		
- 51	556831	. .	PLATE, BACK USED ON ASSEMBLY 348590 AND 348591 ONLY		1		
- 52	598226	. .	CONNECTOR ASM-CABLE HALF		AR		
- 52A	598246	. .	CONNECTOR ASM-MACHINE HALF		AR		
- 53	598724	. .	PLATE ASSEMBLY-BOARD AND KEEPER USED ON ASSEMBLY 598266 ONLY		1		
- 53	598253	. .	PLATE ASSEMBLY USED ON ASSEMBLY 598246 ONLY		1		
- 54	598247	. .	GUIDE-MOUNTING RIGHT HAND		1		
- 55	598251	. .	GUIDE-MOUNTING LEFT HAND		1		
- 56	124470	. .	CAPACITOR		AR		
- 56A	124588	. .	CAPACITOR, FXD, ELECT- 10 P/M 10% 20V		AR		
- 57	216208	. .	CLAMP-CABLE CONNECTOR		AR		
- 58	113750	. .	TERMINAL, LUG-NONINS 16AWG NO. 8 MTG HOLE		AR		
- 59	204283	. .	CONNECTOR, RECP, ELEC- 4 FEMALE CONTACTS		AR		
- 60	216230	. .	FERRULE, ELECTRICAL CONDUCTOR- 22AWG		AR		
- 60A	317391	. .	FERRULE, ELECTRICAL CONDUCTOR- 10/12AWG		AR		
- 60B	317392	. .	FERRULE, ELECTRICAL CONDUCTOR- 6AWG		AR		
- 61	360433	. .	TERMINAL, QUICK DISCONNECT- 16/18AWG		AR		
- 62	526287	. .	CONNECTOR, CABLE		AR		
- 62A	526288	. .	CONNECTOR, CABLE READ		AR		
- 63	596224	. .	TERMINAL, QUICK DISCONNECT- 16/18AWG		AR		
- 63A	598041	. .	TERMINAL, QUICK DISCONNECT- 20/24AWG		AR		
- 64	609687	. .	CONTACT		AR		
- 65	530902	. .	HYRING, INNER		AR		
- 65A	530903	. .	HYRING-OUTER		AR		
- 65B	595725	. .	FERRULE, ELECTRICAL CONDUCTOR-INNER		AR		
- 66	595726	. .	INSULATION SLEEVING, ELEC-OUTER		AR		
- 67	317296	. .	LABEL-NUMBERING L TO R 1 THRU 33		AR		



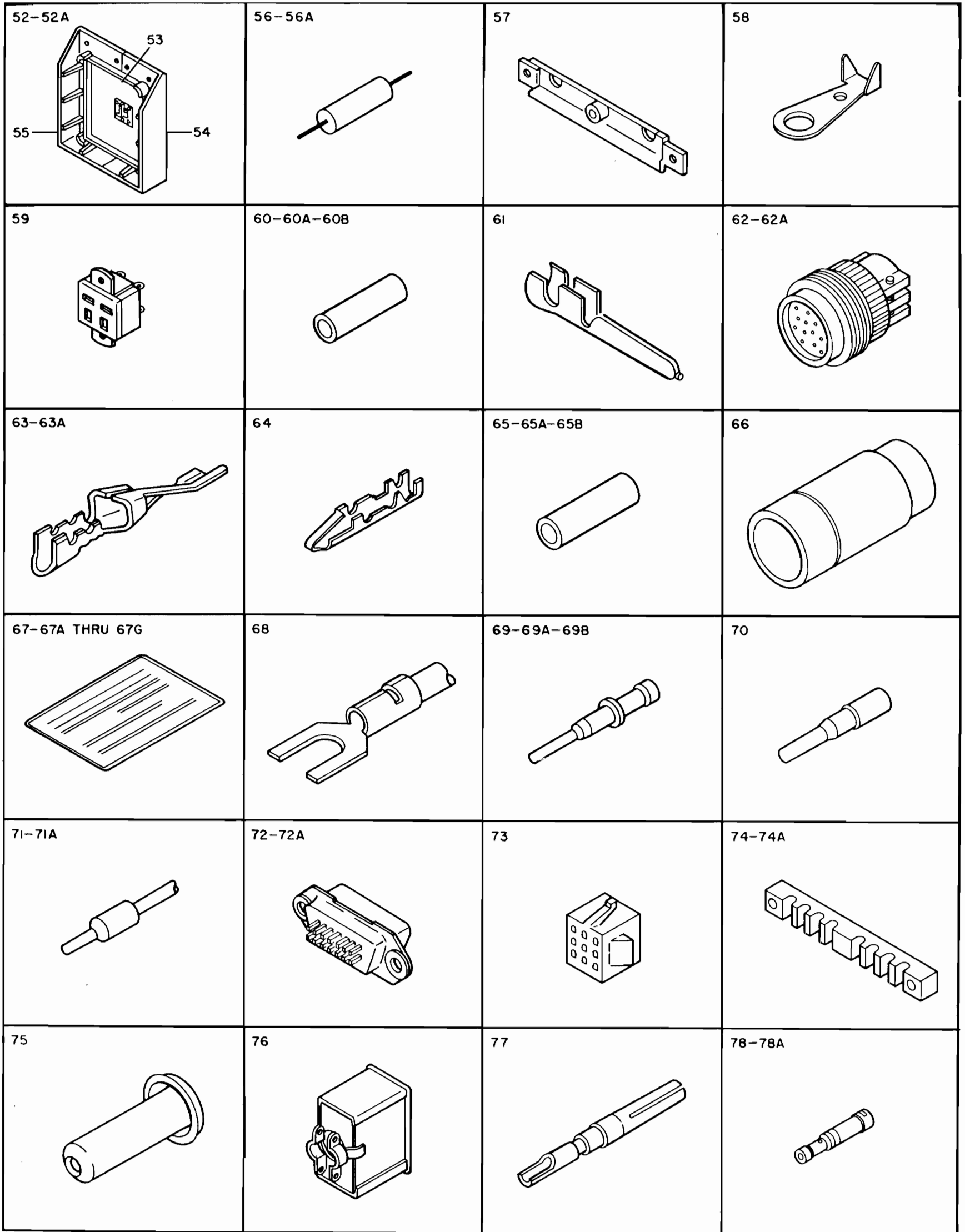


FIGURE 38. CABLE AND JUMPER ASSEMBLY COMPONENT PARTS. SHEET 2 OF 3, INDEX NOS. 52-78. SEE LIST 39.

LIST AND INDEX NO.	PART NO.	DESCRIPTION				UNITS PER ASM.	USABLE ON CODE
		1	2	3	4		
		CABLE AND JUMPER ASSEMBLY COMPONENT PARTS -CONT					
39 - 67A	317297	. LABEL-NUMBERING L TO R 34 THRU 66				AR	
- 67B	317298	. LABEL-NUMBERING L TO R 67 THRU 99				AR	
- 67C	317299	. LABEL				AR	
- 67D	317300	. LABEL				AR	
- 67E	334219	. LABEL				AR	
- 67F	334220	. LABEL QUICK				AR	
- 67G	334221	. LABEL QUICK				AR	
- 68	313391	. TERMINAL,LUG-NONINS 20AWG NO. 4 MTG SLOT				AR	
- 69	535083	. PIN-CONTACT MALE 16/18AWG				AR	
- 69A	535085	. PIN-CONTACT MALE 14AWG				AR	
- 69B	535679	. PIN-CONTACT MALE 14AWG				AR	
- 70	535087	. PIN-CONTACT MALE 10AWG				AR	
- 71	187243	. TERMINAL,LUG-TAPER 20/24AWG 9/16 LG 0A				AR	
- 71A	802570	. TERMINAL,LUG-TAPER 18/20AWG 0.617 LG 0A				AR	
- 72	528222	. CONNECTOR,RECP,ELEC- 14 FEMALE CONTACTS				AR	
- 72A	528246	. CONNECTOR,RECP,ELEC- 14 FEMALE CONTACTS				AR	
- 73	569879	. INSERT,ELEC CONNECTOR- 9 POSITION				AR	
- 74	595970	. RELIEF-STRAIN				AR	
- 74A	595971	. STRAIN RELIEF				AR	
- 75	595720	. RIVET-ROLLED FLANGE				AR	
- 76	333220	. CONNECTOR,PLUG,ELEC- 3 FEMALE CONTACTS				AR	
- 77	528691	. PIN-CONTACT FEMALE 24AWG				AR	
- 78	535082	. PIN-CONTACT FEMALE 16/18AWG				AR	
- 78A	535084	. PIN-CONTACT FEMALE 14AWG				AR	
- 79	535086	. PIN-CONTACT FEMALE 10AWG				AR	
- 80	216210	. SPACER-CABLE CONNECTOR				AR	
- 81	596230	. FERRULE,ELECTRICAL CONDUCTOR- 26/30AWG				AR	
- 82	216209	. SUPPORT-CABLE CONNECTOR CARD				AR	
- 83	92784	. TERMINAL,LUG-INS 18-20AWG NO.8 MTG HOLE				AR	
- 83A	186968	. TERMINAL,LUG-INS 10-12AWG NO. 8 MTG HOLE				AR	
- 83B	253453	. TERMINAL,LUG				AR	
- 83C	334910	. TERMINAL,LUG-INS 14/16AWG NO. 6 MTG HOLE				AR	
- 83D	334921	. TERMINAL,LUG-INS 16/22AWG NO. 6 MTG HOLE				AR	
- 83E	360370	. TERMINAL,LUG-INS 14/16AWG NO. 8 MTG HOLE				AR	
- 83F	517913	. TERMINAL,QUICK DISCONNECT- 12/18AWG				AR	
- 83G	518452	. TERMINAL,LUG-INS 16/22AWG NO. 6 MTG HOLE				AR	
- 83H	430799	. TERMINAL-CLIP				AR	
- 84	186967	. TERMINAL,LUG-NONINS 20AWG NO.6 MTG SLOT				AR	
- 85	187410	. TERMINAL,LUG-NONINS 16AWG NO.10 MTG SLOT				AR	
- 85A	255994	. TERMINAL,LUG-NONINS 16AWG NO.6 MTG SLOT				AR	
- 86	313361	. TERMINAL,LUG-NONINS 20AWG NO.4 MTG SLOT				AR	
- 87	334932	. TERMINAL,LUG-INS 16/22AWG NO.10 MTG HOLE				AR	
- 88	359695	. TERMINAL,LUG-INS 14/16AWG NO.10 MTG HOLE				AR	
- 89	368222	. TERMINAL,LUG-INS 14-16AWG NO.8 MTG SLOT				AR	
- 90	596255	. TERMINAL,SLIP-ON				AR	
- 91	600844	. TERMINAL, CRIMP-SMALL TAPER				AR	
- 92	591649	. TERMINATION-COAXIAL				AR	
- 93	598626	. FERRULE,ELECTRICAL CONDUCTOR- 22/24AWG				AR	
- 94	484757	. CARD				AR	
- 94A	491349	. PRINTED CIRCUIT BOARD				AR	

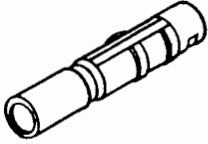
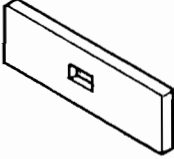
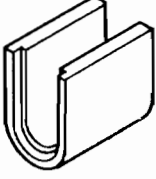
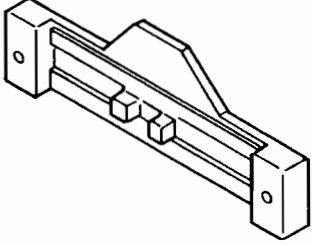


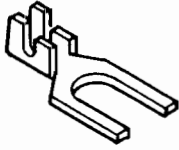
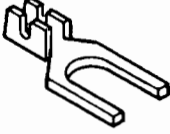
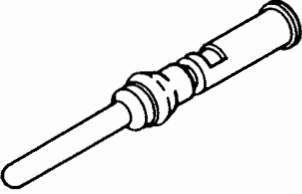

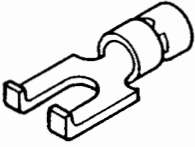

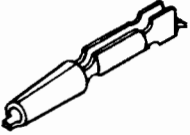
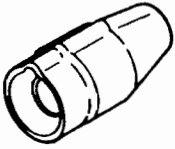
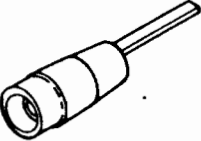
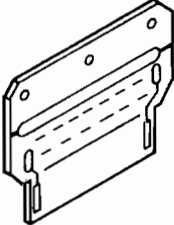
79 	80 	81 	82 
83-83A THRU 83H 	84 	85-85A 	86 
87 	88 	89 	90 
91 	92 	93 	94-94A 

FIGURE 38. CABLE AND JUMPER ASSEMBLY COMPONENT PARTS. SHEET 3 OF 3, INDEX NOS. 79-94. SEE LIST 39.

# FEATURES

## GROUP ASSEMBLY PARTS LIST

### SECTION II

LIST AND INDEX NO.	PART NO.	DESCRIPTION				UNITS PER ASM.	USABLE ON CODE
		1	2	3	4		
		TWO CHANNEL SWITCHING ASSEMBLY					
1 -	570043	TAPE SWITCHING UNIT SEE FIG. 1 FOR ILLUSTRATION				1	
- 1	598246	. CONNECTOR ASM-MACHINE HALF				4	
- 2	236849	. SCREW, MACH-BIND HD 10-32 X 1/4 LG				32	ATT PT
- 3	598253	. . PLATE ASSEMBLY				1	
- 4	598251	. . GUIDE-MOUNTING LEFT HAND				1	
- 5	598247	. . GUIDE-MOUNTING RIGHT HAND				1	
- 6	598252	. . COVER				1	
- 7	573973	. PANEL-CONNECTOR				1	
- 8	38452	. SCREW, MACH-FL CSK HD 8-32 X 5/16 LG				7	ATT PT
- 9	573971	. HINGE-CONNECTOR PANEL				1	
- 10	34512	. SCREW, MACH-BIND HD 8-32 X 3/8 LG				7	ATT PT
- 11	528011	. BRACKET-LATCH				3	
- 12	10170	. SCREW, MACH-BIND HD 6-32 X 1/4 LG				12	ATT PT
- 13	528013	. STUD-LATCH				3	
- 14	528014	. PIN-LATCH				3	
- 15	528012	. SPRING, HELICAL, COMPR				3	
- 16	573974	. BRACKET-LATCH				1	
- 17	34512	. SCREW, MACH-BIND HD 8-32 X 3/8 LG				4	ATT PT
- 18	573970	. BRACKET-LATCH				2	
- 19	34512	. SCREW, MACH-BIND HD 8-32 X 3/8 LG				4	ATT PT
- 20	573965	. COVER-AC POWER RIGHT				1	
- 21	10170	. SCREW, MACH-BIND HD 6-32 X 1/4 LG				5	
- 21A	529797	. LABEL				2	
- 22	535846	. BRACKET-CAPACITOR MOUNTING				2	
- 22A	529798	. PLATE				1	
- 23	596742	. SCREW				4	ATT PT
- 23A	55901	. WASHER, LOCK-EXT TEETH NO. 8 X 0.381 DD				4	ATT PT
- 24	535845	. CAPACITOR ASSEMBLY				1	
- 25	317272	. . RESISTOR, FXD, COMP- 47K P/M 5% 2W				3	
- 26	526205	. . CAPACITOR				1	
- 27	32042	. SCREW, MACH-BIND HD 10-32 X 3/8 LG				1	
- 28	56079	. WASHER, LOCK-EXT TEETH NO. 10 X 0.410 DD				1	
- 29	369224	. RELAY, ARMATURE- 3NO POLES 220V AC				1	
- 30	81693	. SCREW, MACH-BIND HD 6-32 X 3/8 LG				2	ATT PT
- 31	573964	. PANEL ASSEMBLY				1	
- 32	34512	. SCREW, MACH-BIND HD 8-32 X 3/8 LG				4	ATT PT
- 33	138756	. . PLATE, INST-LINE V PRESENT W/MACH PWR OFF				1	
- 34	535847	. . OUTLET-CONVENIENCE 3 WIRE 15 AMP 125V				1	
- 35	38235	. . SCREW, MACH-FIL .H 6-32 X 5/16 LG				1	ATT PT
- 36	177687	. . STRAP, RETAINING-CABLE				1	
- 37	186759	. . SCREW, MACH-BIND HD 8-32 X 1/32 LG				1	ATT PT
- 38	574006	. . CAP-ACCESS SOCKET				1	
- 39	55726	. . SCREW, MACH-BIND HD 6-32 X 3/16 LG				4	ATT PT
- 40	526516	. . CONNECTOR, RECP, ELEC-13 FEMALE CONTACTS				1	
- 41	526517	. . RECEPTACLE- 13 POSITION				1	

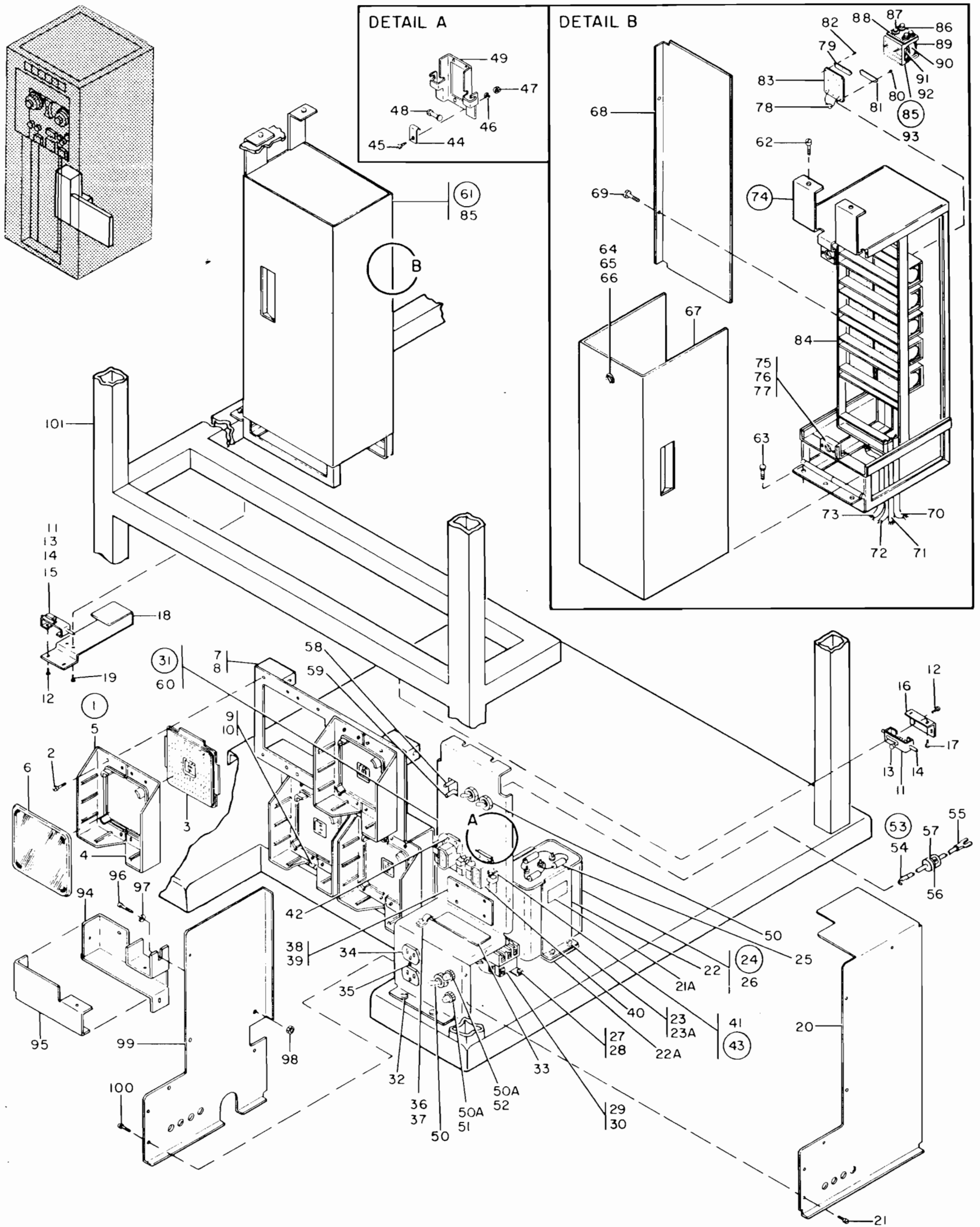


FIGURE 1. TWO CHANNEL SWITCHING ASSEMBLY. SEE LIST 1.

LIST AND INDEX NO.	PART NO.	DESCRIPTION				UNITS PER ASM.	USABLE ON CODE
		1	2	3	4		
		TWO CHANNEL SWITCHING ASSEMBLY -CONT					
1 - 42	338238	•	•	SCREW, MACH-BIND HD 4-40 X 5/16 LG	ATT PT	9	
- 43	526522	•	•	LATCH ASSEMBLY-CONNECTOR		2	
- 44	526250	•	•	• BEARING-PULLEY		2	
- 45	186759	•	•	• SCREW, MACH-BIND HD 8-32 X 1/32 LG	ATT PT	2	
- 46	1090873	•	•	• WASHER, LOCK-SPLIT NO. 8 X 0.296 OD	ATT PT	2	
- 47	257189	•	•	• NUT, PLAIN-HEX 8-32 X 0.343 W	ATT PT	2	
- 48	526521	•	•	• ROLLER-CONNECTOR LATCH		2	
- 49	526519	•	•	• BRACKET-CONNECTOR MOUNTING		1	
- 50	128455	•	•	• SWITCH, TOGGLE-DPDT 250V AC/DC 3 AMP		3	
- 50A	5212657	•	•	• LAMP		2	
- 51	530997	•	•	• LIGHT, INDICATOR-AMBER LENS		1	
- 52	530998	•	•	• LIGHT, INDICATOR-RED LENS		1	
- 53	5303966	•	•	• DIODE ASSEMBLY-SWITCH TO CONNECTOR		2	
- 54	609687	•	•	• CONTACT		1	
- 55	115186	•	•	• TERMINAL, LUG-NONINS 20AWG NO. 4 MTG SLOT		1	
- 56	352374	•	•	• TUBING-PLASTIC CLEAR		1	
- 57	333264	•	•	• SEMICONDUCTOR DEVICE, DIO- 200V 25 AMP		1	
- 58	573969	•	•	• CABLE ASSEMBLY-POWER CONNECTOR		1	
- 59	574005	•	•	• CABLE ASSEMBLY-SWITCHING CONTROL		1	
- 60	573963	•	•	• PANEL-AC POWER		1	
- 61	575328	•	•	• RELAY GATE AND CABLE ASSEMBLY		1	
- 62	183875	•	•	• THUMBSCREW- 8-32 X 3/8 LG W/SLOT HD	ATT PT	2	
- 63	120211	•	•	• SCREW, MACH-HEX HD 10-32 X 1/2 LG	ATT PT	3	
- 64	231741	•	•	• STUD ASSEMBLY, TURNLOCK FASTENER-SLOT DR		2	
- 65	312573	•	•	• EYELET, TURNLOCK FASTENER- 0.354 ID		2	
- 66	312575	•	•	• RING, RETAINING- 0.4375 ID X 0.040 THK		2	
- 67	573977	•	•	• COVER-RELAY GATE FRONT		1	
- 68	573978	•	•	• COVER-RELAY GATE REAR		1	
- 69	10170	•	•	• SCREW, MACH-BIND HD 6-32 X 1/4 LG	ATT PT	2	
- 70	574011	•	•	• CABLE ASSEMBLY-INTERNAL B		1	
- 71	574010	•	•	• CABLE ASSEMBLY-INTERNAL A		1	
- 72	575322	•	•	• CABLE ASSEMBLY-SELECT LINES SWITCHING		1	
- 73	574012	•	•	• CABLE ASSEMBLY-RELAY TO CARD		1	
- 74	573980	•	•	• GATE ASSEMBLY-RELAY TAPE SWITCHING		1	
- 75	528138	•	•	• RECEPTACLE, TURNLOCK FASTENER		2	
- 76	38364	•	•	• SCREW, MACH-FIL H 8-32 X 3/16 LG	ATT PT	4	
- 77	55901	•	•	• WASHER, LOCK-EXT TEETH NO. 8 X 0.381 OD	ATT PT	4	
- 78	5303965	•	•	• DIODE ASSEMBLY		2	
- 79	159946	•	•	• CLIP, SPRING TENSION-TERMINAL MouldING		12	
- 80	198363	•	•	• SCREW, THD FORMING-BIND HD NO. 4 X 1/2 LG	ATT PT	35	
- 81	284424	•	•	• CLIP-RELAY MouldING BOTTOM MOUNTING		2	
- 82	198363	•	•	• SCREW, THD FORMING-BIND HD NO. 4 X 1/2 LG	ATT PT	6	
- 83	159943	•	•	• MouldING ASSEMBLY-TERMINAL 12 POS		12	
- 84	573975	•	•	• FRAME-RELAY GATE		1	
- 85	344554	•	•	• RELAY ASSEMBLY		12	
- 86	104976	•	•	• SCREW, MACH-HEX WASHER HD 5-40 X 11/32 LG		3	
- 87	159930	•	•	• HOLDER-CONTACT WIRE		1	
- 88	338388	•	•	• CONTACT, WIRE		24	
- 89	196194	•	•	• CORE AND YOKE ASSEMBLY-MAGNET		1	
- 90	344552	•	•	• COIL ASSEMBLY		1	
- 91	196192	•	•	• ARM		1	
- 92	155043	•	•	• SPRING, HELICAL, COMPR- 8.5 TURNS LH		2	
- 93	344560	•	•	• PLATE ASSEMBLY		1	
- 94	573967	•	•	• ADAPTER-AC RACEWAY		1	
- 95	573968	•	•	• COVER-RACEWAY ADAPTER		1	
- 96	322060	•	•	• SCREW, MACH-BIND HD 6-32 X 3/8 LG	ATT PT	5	
- 97	56722	•	•	• WASHER, LOCK-EXT TEETH NO. 6 X 5/16 OD	ATT PT	1	
- 98	38051	•	•	• NUT, PLAIN, HEX- 5-32 X 1/4 FL W	ATT PT	1	

LIST AND INDEX NO.	PART NO.	DESCRIPTION 1 2 3 4	UNITS PER ASM.	USABLE ON CODE
<p>1 - 99 -100 -101</p>	<p>573966 10170 573981</p>	<p>TWO CHANNEL SWITCHING ASSEMBLY -CONT</p> <ul style="list-style-type: none"> <li>• COVER-AC POWER LEFT</li> <li>• SCREW, MACH-BIND HD 6-32 X 1/4 LG ATT PT</li> <li>• FRAME-TAPE SWITCHING ALT FROM PART NO. 528100</li> </ul>	<p>1 5 1</p>	

# PART 3

## NUMERICAL INDEX

PART NO.	SECTION, LIST AND INDEX NO.
232	1- 10 - 10
	1- 20 - 81
337	1- 5 - 50
	1- 6 -132
	1- 25 - 2
358	1- 10 - 33
	1- 20 - 38
367	1- 30 - 85
443	1- 2 -215
	1- 10 - 15
	1- 17 - 35
	1- 17 - 56
	1- 20 -101
845	1- 13 - 18
	1- 20 - 43
2031	1- 22 - 2
2300	1- 3 - 90
	1- 5 - 63
2863	1- 10 -223
2903	1- 11 - 35
3350	1- 14 - 8
3550	1- 2 - 97
	1- 2 -107
	1- 2 -138
	1- 4 - 10
	1- 5 - 9
	1- 5 - 44
	1- 10 - 51
	1- 10 -236
	1- 10 -242
	1- 20 -120
3960	1- 1 - 32
	1- 3 - 35
	1- 5 - 8
	1- 5 - 43
	1- 10 - 53
	1- 10 -244
4636	1- 25 - 13
5528	1- 2 -213
	1- 3 - 21
	1- 5 - 11
5644	1- 6 - 50
	1- 8 - 24
	1- 9 - 24
	1- 18 - 11
5963	1- 8 - 2
	1- 9 - 2
6318	1- 10 - 70
6364	1- 2 - 24
	1- 3 - 50
	1- 5 - 93
	1- 6 - 20
	1- 6 - 32
	1- 6 - 52
	1- 6 - 68
	1- 6 -106
	1- 10 -170
	1- 20 - 18
	1- 20 - 25
	1- 20 - 68

PART NO.	SECTION, LIST AND INDEX NO.
6364-CONT	1- 20 - 72
	1- 20 - 85
	1- 20 - 88
	1- 21 - 10
	1- 27 - 7
	1- 27 - 12
	1- 38 - 23
6935	1- 1 - 34
	1- 2 - 96
	1- 2 -106
	1- 2 -137
	1- 10 - 22
	1- 10 - 52
	1- 10 -235
	1- 10 -243
	1- 10 -248
	1- 20 - 31
	1- 20 -108
	1- 20 -119
7341	1- 8 - 19
7991	1- 23 - 1
8163	1- 6 - 86
9092	1- 1 - 18
	1- 2 - 6
	1- 2 - 43
	1- 2 - 51
	1- 2 - 63
	1- 2 - 70
	1- 2 - 75
	1- 2 - 79
	1- 2 - 88
	1- 2 - 92
	1- 2 -101
	1- 2 -121
	1- 2 -146
	1- 2 -150
	1- 2 -154
	1- 2 -163
	1- 2 -169
	1- 2 -182
	1- 2 -191
	1- 2 -216
	1- 3 - 54
	1- 3 - 61
	1- 3 - 72
	1- 3 - 81
	1- 4 - 14
	1- 4 - 19
	1- 4 - 23
	1- 4 - 29
	1- 4 - 34
	1- 4 - 43
	1- 4 - 48
	1- 4 - 55
	1- 4 - 64
	1- 4 - 68
	1- 5 - 24
	1- 5 - 35
	1- 7 - 3
	1- 10 - 5

PART NO.	SECTION, LIST AND INDEX NO.
9092-CONT	1- 10 - 12
	1- 10 - 17
	1- 10 - 34
	1- 10 - 74
	1- 10 -127
	1- 10 -138
	1- 10 -153
	1- 10 -159
	1- 17 - 36
	1- 17 - 52
	1- 17 - 57
	1- 20 - 39
	1- 20 - 82
	1- 20 -102
	1- 30 - 85
	1- 34 - 29
10170	1- 2 -166
	1- 2 -179
	1- 3 - 5
	1- 3 - 56
	1- 4 - 26
	1- 4 - 50
	1- 5 - 39
	1- 5 - 47
	1- 5 - 78
	1- 6 - 74
	1- 10 - 57
	1- 13 - 14
	1- 20 - 50
	1- 27 - 3
	1- 29 - 19
	1- 30 - 2
	1- 30 - 22
	1- 30 - 50
	1- 30 - 75
	1- 37 - 18
	1- 37 - 24
	2- 1 - 12
	2- 1 - 12
	2- 1 - 21
	2- 1 - 21
	2- 1 - 59
	2- 1 - 59
	2- 1 -100
	2- 1 -100
10291	1- 30 - 9
10309	1- 10 - 38
	1- 17 - 48
11598	1- 1 - 17
	1- 2 - 42
	1- 3 - 53
	1- 3 - 50
	1- 3 - 71
	1- 3 - 83
	1- 4 - 35
	1- 4 - 44
	1- 5 - 23
	1- 5 - 34
	1- 5 -101
	1- 6 - 88



PART NO.	SECTION, LIST AND INDEX NO.	PART NO.	SECTION, LIST AND INDEX NO.	PART NO.	SECTION, LIST AND INDEX NO.
11598-CONT	1- 6 - 91	32042-CONT	1- 3 - 32	38352-CONT	1- 9 - 28
	1- 6 -129		1- 3 - 94		1- 18 - 15
	1- 6 -154		1- 5 - 57	38353	1- 3 - 49
	1- 10 - 13		1- 5 - 68		1- 5 - 92
	1- 16 - 23		1- 5 - 71		1- 17 - 51
	1- 17 - 54		1- 5 - 96	38354	1- 20 - 67
	1- 30 - 42		1- 10 - 48	38359	1- 20 - 84
	1- 30 - 88		1- 10 - 65		1- 31 - 10
	1- 31 - 31		1- 10 -238	38364	2- 1 - 75
	1- 34 - 31		2- 1 - 27		2- 1 - 76
11898	1- 8 - 13		2- 1 - 27	38383	1- 3 - 64
	1- 9 - 9	34512	1- 1 - 6		1- 5 - 32
	1- 9 - 13		1- 2 - 29	38433	1- 12 - 16
12015	1- 24 - 22		1- 2 - 32	38442	1- 5 - 53
19587	1- 23 - 27		1- 2 -157	38443	1- 10 - 90
	1- 36 - 33		1- 10 -140		1- 29 - 30
19852	1- 10 - 50		1- 10 -157	38451	1- 33 - 20
19944	1- 1 - 24		1- 10 -186	38452	2- 1 - 8
	1- 1 - 27		1- 10 -252		2- 1 - 8
	1- 18 - 5		1- 18 - 26	38457	1- 4 - 17
	1- 30 - 46		1- 20 - 60	38688	1- 10 -241
	1- 30 - 80		1- 30 - 35		1- 20 - 30
20038	1- 6 -136		1- 37 - 26	43525	1- 6 -138
20243	1- 1 - 39		2- 1 - 10	45624	1- 7 - 11
22342	1- 12 - 17		2- 1 - 10	45690	1- 1 - 19
22478	1- 2 - 15		2- 1 - 17		1- 2 - 44
	1- 2 - 30		2- 1 - 17		1- 10 - 35
	1- 3 - 92		2- 1 - 19		1- 11 - 48
	1- 4 - 4		2- 1 - 19		1- 17 - 53
	1- 4 - 73		2- 1 - 32		1- 17 - 68
	1- 5 - 65		2- 1 - 32		1- 20 - 40
	1- 10 -167	35739	1- 2 - 19		1- 20 -103
	1- 11 - 43		1- 6 -113		1- 34 - 30
	1- 20 - 9		1- 31 - 7	47242	1- 1 - 33
	1- 20 - 36	36109	1- 2 - 67		1- 2 - 7
	1- 20 - 45		1- 2 -173		1- 2 - 52
	1- 22 - 4		1- 2 -186		1- 2 - 60
	1- 31 - 35		1- 10 -118		1- 2 - 64
	1- 32 - 21		1- 20 -107		1- 2 - 71
22867	1- 7 - 15	36112	1- 2 - 66		1- 2 - 75
	1- 10 - 55		1- 3 - 34		1- 2 - 80
23096	1- 22 - 10	36823	1- 6 - 27		1- 2 - 89
	1- 22 - 12	36844	1- 2 - 95		1- 2 - 93
23815	1- 8 - 4		1- 2 -105		1- 2 -102
	1- 9 - 4		1- 2 -136		1- 2 -122
	1- 9 - 19		1- 10 -247		1- 2 -125
	1- 18 - 8	37913	1- 19 - 6		1- 2 -147
23857	1- 2 -188	38051	2- 1 - 98		1- 2 -151
23931	1- 30 - 37		2- 1 - 98		1- 2 -155
	1- 30 - 48	38214	1- 39 - 27		1- 2 -154
	1- 30 - 58	38235	1- 3 - 14		1- 2 -170
24107	1- 10 - 37		1- 5 - 4		1- 2 -183
	1- 17 - 49		1- 6 -148A		1- 2 -192
24958	1- 9 - 12		1- 10 - 93		1- 2 -195
25282	1- 2 -202		1- 10 - 99		1- 3 - 8
25627	1- 1 - 13		1- 19 - 8		1- 3 - 62
	1- 2 - 14		1- 20 - 17		1- 3 - 73
	1- 29 - 16		1- 29 - 23		1- 3 - 82
	1- 30 - 57		1- 33 - 30		1- 3 - 97
25891	1- 4 - 8		1- 33 - 46		1- 4 - 15
	1- 10 - 97		2- 1 - 35		1- 4 - 20
	1- 34 - 28		2- 1 - 35		1- 4 - 24
25984	1- 8 - 5	38250	1- 20 - 12		1- 4 - 30
	1- 9 - 5	38262	1- 6 - 56		1- 4 - 42
28413	1- 3 - 7		1- 6 - 59		1- 4 - 49
	1- 3 - 45		1- 6 - 97		1- 4 - 56
	1- 3 - 75		1- 14 - 20		1- 4 - 55
	1- 5 - 30		1- 21 - 5		1- 4 - 69
	1- 5 - 74	38264	1- 6 -152		1- 5 - 25
	1- 5 - 81		1- 37 - 21		1- 5 - 35
	1- 30 - 71	38265	1- 20 - 47		1- 5 - 83
28564	1- 22 - 14		1- 20 - 53		1- 5 -100
	1- 22 - 15	38346	1- 3 - 88		1- 5 -104
	1- 22 - 19		1- 5 - 66		1- 10 -125
29469	1- 3 - 25	38350	1- 6 - 36	47987	1- 7 - 9
29961	1- 6 - 54	38351	1- 10 -169	48594	1- 3 - 12
32042	1- 2 - 59		1- 20 - 75		1- 5 - 2
	1- 2 -125	38352	1- 6 - 19		1- 13 - 25
	1- 2 -194		1- 6 -105		1- 13 - 32
	1- 3 - 10		1- 8 - 28	49087	1- 19 - 3

PART NO.	SECTION, LIST AND INDEX NO.	PART NO.	SECTION, LIST AND INDEX NO.	PART NO.	SECTION, LIST AND INDEX NO.
49814	1- 32 - 9	62031-CONT	1- 18 - 16	120211-CONT	1- 4 - 22
	1- 33 - 3		1- 20 - 76		1- 4 - 28
52523	1- 18 - 19		1- 30 - 61		1- 4 - 47
53287	1- 13 - 2		1- 30 - 77		1- 4 - 54
	1- 13 - 5	64288	1- 10 - 18		1- 4 - 53
	1- 13 - 9	70078	1- 10 - 8		1- 4 - 57
55726	1- 3 - 48	72828	1- 10 -206		1- 10 - 4
	1- 3 - 56	75449	1- 7 - 2		1- 17 - 45
	1- 5 - 87	77063	1- 10 - 69		2- 1 - 63
	1- 5 - 90	80351	1- 2 - 10		2- 1 - 53
	1- 10 -116		1- 10 -213	120367	1- 10 -101
	1- 10 -147	80651	1- 30 - 40	120837	1- 36 - 17
	1- 10 -155	80817	1- 21 - 19	120924	1- 23 - 13
	1- 10 -198	81404	1- 3 - 1		1- 36 - 8
	1- 10 -209		1- 5 - 5		1- 36 - 15
	1- 12 - 12		1- 12 - 6		1- 36 - 19
	1- 13 - 5	81693	1- 10 -196	120925	1- 36 - 12
	1- 13 - 8		1- 14 - 2	120926	1- 23 - 17
	1- 16 - 12		1- 20 - 24		1- 23 - 20
	1- 16 - 19		1- 27 - 5		1- 36 - 23
	1- 28 - 15		1- 28 - 4		1- 36 - 25
	1- 29 - 21		1- 38 - 17	120942	1- 23 - 9
	1- 34 - 8		2- 1 - 30		1- 23 - 23
	1- 34 - 10		2- 1 - 30		1- 36 - 4
	1- 35 - 11	81898	1- 30 - 18		1- 36 - 29
	1- 38 - 3	91373	1- 17 - 13	121011	1- 23 - 8
	1- 38 - 13	92743	1- 27 - 15		1- 36 - 3
	1- 38 - 22	92784	1- 30 - 89	121839	1- 36 - 25
	2- 1 - 39		1- 39 - 83	122311	1- 36 - 2
	2- 1 - 39	95878	1- 34 - 17	122639	1- 1 - 2
55901	2- 1 - 23A	97432	1- 29 - 15	123070	1- 10 -150
	2- 1 - 23A	101706	1- 10 - 73	123072	1- 10 -226
	2- 1 - 77	103915	1- 30 - 31	123074	1- 10 -224
	2- 1 - 77	104294	1- 38 - 20	124470	1- 39 - 56
55918	1- 3 - 96	104613	1- 25 - 10	124588	1- 39 - 56A
	1- 5 - 82	104696	1- 19 - 12	124843	1- 35 - 27
	1- 5 -103	104705	1- 17 - 20		1- 36 -REF
56079	1- 10 - 66	104750	1- 11 - 28	124871	1- 10 -250
	1- 10 -163	104763	1- 3 - 86	124987	1- 20 -118
	1- 10 -239		1- 5 -111	125872	1- 8 - 5
	1- 17 - 67	104976	1- 33 - 34		1- 8 - 17
	2- 1 - 29		1- 33 - 36		1- 9 - 6
	2- 1 - 28		1- 35 - 34		1- 9 - 17
56121	1- 6 -155		1- 35 - 47		1- 23 - 14
	1- 30 - 72		2- 1 - 86		1- 36 - 9
56722	1- 3 - 39		2- 1 - 86		1- 36 - 16
	1- 27 - 5	105792	1- 1 - 3		1- 36 - 20
	1- 31 - 4	105826	1- 23 - 10	125877	1- 36 - 14
	1- 31 - 8		1- 36 - 5	126065	1- 6 -117
	1- 31 - 11	105832	1- 23 - 11		1- 6 -119
	1- 38 - 14		1- 36 - 6	127749	1- 2 - 85
	1- 38 - 18	105835	1- 23 - 22		1- 11 - 31
	2- 1 - 97		1- 36 - 28	128455	1- 10 -148
	2- 1 - 97	107177	1- 23 - 24		1- 29 - 24
58207	1- 10 - 44		1- 36 - 31		2- 1 - 50
	1- 10 -123	109605	1- 1 - 40		2- 1 - 50
	1- 10 -180	110129	1- 6 -157	128543	1- 10 -205
	1- 10 -182	110775	1- 10 -173	129654	1- 4 - 33
	1- 10 -184		1- 20 - 34		1- 17 - 2
	1- 10 -200	111351	1- 23 -REF	130118	1- 11 - 29
	1- 12 - 3		1- 35 - 26		1- 11 - 32
	1- 16 - 2	113750	1- 39 - 58	130359	1- 10 -106
	1- 30 - 51	115186	2- 1 - 55	130434	1- 1 - 35
	1- 30 - 54		2- 1 - 55		1- 2 - 5
	1- 33 - 25	115552	1- 23 - 28		1- 2 -120
	1- 33 - 48		1- 36 - 34		1- 2 -145
	1- 35 - 28	117102	1- 23 - 19		1- 2 -149
59648	1- 2 -185	118418	1- 8 - 14		1- 2 -153
60646	1- 2 -206		1- 9 - 14		1- 10 -125
	1- 10 -193		1- 9 - 14		1- 17 - 51
	1- 11 - 37	120211	1- 2 - 69	130435	1- 1 - 25
	1- 30 - 47		1- 2 - 74		1- 1 - 28
	1- 30 - 52		1- 2 - 78	131962	1- 4 - 58
	1- 30 - 55		1- 2 -162	132622	1- 8 - 18
62031	1- 6 - 51		1- 2 -168		1- 9 - 18
	1- 8 - 25		1- 2 -177	134986	1- 6 -153
	1- 8 - 29		1- 2 -181	138281	1- 39 - 25
	1- 9 - 25		1- 2 -190	138298	1- 7 - 18
	1- 9 - 29		1- 4 - 13	138447	1- 23 - 7
	1- 18 - 12		1- 4 - 18	138756	1- 29 - 14

PART NO.	SECTION, LIST AND INDEX NO.
138756-CONT	2- 1 - 33
	2- 1 - 33
139326	1- 22 - 13
	1- 22 - 19
139450	1- 10 - 11
	1- 10 - 15
139750	1- 24 - 2
140425	1- 10 -137
	1- 10 -152
	1- 10 -158
	1- 10 -162
140470	1- 30 - 75
141071	1- 3 - 87
	1- 5 - 61
141344	1- 6 - 95
141431	1- 22 - 6
141964	1- 23 - 15
	1- 36 - 10
141967	1- 36 - 13
	1- 36 - 24
141968	1- 23 - 18
141969	1- 36 - 21
141971	1- 36 - 19
141976	1- 23 - 16
141977	1- 36 - 11
141981	1- 36 - 22
149878	1- 35 - 33
	1- 35 - 46
149898	1- 20 - 7
150209	1- 17 - 39
	1- 19 - 5
151276	1- 24 - 27
154350	1- 23 - 25
	1- 36 - 35
154548	1- 6 - 87
155043	1- 33 - 39
	1- 35 - 39
	1- 35 - 52
	2- 1 - 92
	2- 1 - 92
156909	1- 23 - 21
	1- 36 - 27
159820	1- 21 - 3
159821	1- 21 - 1
159822	1- 21 - 4
159928	1- 35 - 48
159929	1- 35 - 35
159930	1- 33 - 33
	2- 1 - 87
	2- 1 - 87
159941	1- 35 - 54
159942	1- 35 - 41
159943	1- 33 - 44
	2- 1 - 83
	2- 1 - 83
159944	1- 35 - 42
159945	1- 35 - 29
159946	1- 33 - 41
	1- 35 - 59
	2- 1 - 79
	2- 1 - 79
161370	1- 20 - 28
	1- 20 -115
165594	1- 23 - 25
	1- 36 - 30
165595	1- 23 - 29
	1- 36 - 32
166522	1- 14 - 12
171485	1- 10 -222
173211	1- 23 - 6
173218	1- 36 - 1
173393	1- 6 - 94
177687	2- 1 - 36
	2- 1 - 36
180528	1- 1 - 2
180894	1- 10 -234
183841	1- 1 - 7
183875	2- 1 - 62
	2- 1 - 62
185052	1- 2 -211

PART NO.	SECTION, LIST AND INDEX NO.
186758	1- 2 -110
	1- 2 -114
	1- 2 -128
	1- 2 -132
	1- 2 -140
	1- 4 - 3
	1- 10 -192
186759	1- 3 - 77
	1- 4 - 72
	1- 5 - 85
	1- 10 - 25
	1- 10 - 29
	1- 10 -103
	1- 10 -188
	1- 29 - 9
	2- 1 - 37
	2- 1 - 37
	2- 1 - 45
	2- 1 - 45
186923	1- 6 - 8
186945	1- 28 - 2
186967	1- 14 - 6
	1- 39 - 84
186968	1- 39 - 83A
187243	1- 39 - 71
187410	1- 39 - 85
187466	1- 16 - 4
189161	1- 34 - 20
189844	1- 23 - 12
	1- 36 - 7
191479	1- 30 - 82
196192	1- 33 - 38
	2- 1 - 91
	2- 1 - 91
196194	1- 33 - 35
	2- 1 - 89
	2- 1 - 89
196197	1- 35 - 32
196202	1- 35 - 38
196204	1- 35 - 36
196207	1- 35 - 45
196212	1- 35 - 51
196215	1- 35 - 49
196378	1- 30 - 4
196698	1- 31 - 26
198363	1- 33 - 43
	1- 35 - 31
	1- 35 - 44
	1- 35 - 61
	1- 35 - 64
	2- 1 - 80
	2- 1 - 80
	2- 1 - 82
	2- 1 - 82
203801	1- 10 -144
	1- 28 - 13
	1- 28 - 24
	1- 28 - 28
	1- 34 - 18
	1- 34 - 22
	1- 35 - 14
204283	1- 39 - 59
204499	1- 34 - 24
204500	1- 34 - 25
204616	1- 17 - 66
207324	1- 30 - 26
207398	1- 31 - 22
208299	1- 30 - 7
208529	1- 2 - 36
208959	1- 30 - 38
208970	1- 30 - 32
210883	1- 10 -214
	1- 16 - 8
	1- 28 - 6
	1- 38 - 9
210884	1- 10 -215
	1- 16 - 7
	1- 28 - 7
	1- 38 - 10
210984	1- 10 -212

PART NO.	SECTION, LIST AND INDEX NO.
210984-CONT	1- 16 - 5
	1- 28 - 3
	1- 38 - 7
210987	1- 10 -211
214221	1- 12 - 2
215679	1- 11 - 27
216076	1- 37 - 28
	1- 37 - 37
	1- 37 - 37
216083	1- 37 - 38
	1- 37 - 38
216085	1- 10 -203
216091	1- 37 - 20
216093	1- 37 - 23
216206	1- 10 -201
216207	1- 10 -202
216208	1- 39 - 57
216209	1- 39 - 82
216210	1- 39 - 80
216212	1- 37 - 19
216215	1- 37 - 16
216230	1- 39 - 50
216268	1- 37 - 29
216285	1- 37 - 15
216297	1- 37 - 27
216362	1- 38 - 21
216981	1- 30 - 30
216986	1- 30 - 24
219549	1- 7 - 10
	1- 20 - 13
219620	1- 17 - 65
219641	1- 23 - 5
220032	1- 31 - 38
220856	1- 34 - 26
221538	1- 11 - 1
	1- 14 - 13
221790	1- 10 - 42
	1- 14 - 25
	1- 16 - 16
	1- 28 - 17
	1- 28 - 21
	1- 35 - 9
	1- 35 - 23
222027	1- 30 - 56
223528	1- 33 - 28
223779	1- 39 - 19
228828	1- 21 - 2
231741	1- 32 - 24
	2- 1 - 54
	2- 1 - 64
236550	1- 33 - 22
	1- 35 - 20
236849	1- 2 -160
	1- 2 -175
	1- 10 -218
	1- 10 -219
	1- 32 - 12
	1- 33 - 1
	2- 1 - 2
	2- 1 - 2
237032	1- 3 - 55
	1- 10 - 6
250627	1- 20 - 71
	1- 20 - 87
	1- 21 - 9
251759	1- 12 - 7
	1- 39 - 11
251970	1- 6 - 72
	1- 6 - 95
	1- 17 - 38
	1- 30 - 12
252816	1- 34 - 15
253267	1- 20 -104
253453	1- 39 - 83B
255886	1- 15 - 13
255994	1- 39 - 85A
257186	1- 17 - 6
	1- 21 - 7
	1- 30 - 14
257187	1- 2 - 23

PART NO.	SECTION, LIST AND INDEX NO.
257187-CONT	1- 3 - 38
	1- 8 - 26
	1- 9 - 25
	1- 11 - 5
	1- 18 - 13
	1- 18 - 23
	1- 27 - 8
	1- 27 - 13
	1- 31 - 3
	1- 31 - 13
	1- 34 - 19
	1- 34 - 23
	1- 38 - 19
257188	1- 13 - 41
257189	1- 2 - 16
	1- 2 - 34
	1- 2 -198
	1- 2 -205
	1- 10 - 27
	1- 10 -121
	1- 10 -145
	1- 10 -194
	1- 11 - 34
	1- 11 - 40
	1- 11 - 42
	1- 11 - 47
	1- 29 - 11
	1- 33 - 18
	1- 35 - 15
	2- 1 - 47
	2- 1 - 47
257396	1- 1 - 38
257402	1- 1 - 42
257429	1- 3 - 67
	1- 5 - 40
257622	1- 2 - 50
	1- 2 - 62
	1- 2 - 87
	1- 2 - 91
	1- 2 -100
	1- 4 - 41
257700	1- 3 - 16
257910	1- 28 - 19
257965	1- 15 - 14
257970	1- 13 - 21
257973	1- 4 - 51
	1- 20 - 14
257982	1- 10 -175
257984	1- 6 - 9
	1- 6 - 98
	1- 14 - 21
	1- 18 - 20
	1- 20 - 48
	1- 20 - 54
	1- 21 - 6
	1- 39 - 25
257985	1- 6 - 10
	1- 6 - 57
	1- 6 - 60
	1- 17 - 40
	1- 20 - 49
	1- 20 - 55
257986	1- 2 - 25
	1- 3 - 51
	1- 5 - 94
	1- 6 - 33
	1- 6 - 53
	1- 8 - 3
	1- 9 - 3
	1- 10 -171
	1- 11 - 5
	1- 20 - 25
	1- 20 - 73
	1- 20 - 85
	1- 31 - 5
	1- 31 - 12
263217	1- 6 -101
265059	1- 10 -207
	1- 10 -227
284424	1- 33 - 42

PART NO.	SECTION, LIST AND INDEX NO.
284424-CONT	1- 35 - 60
	2- 1 - 81
	2- 1 - 81
287499	1- 5 - 99
300609	1- 34 - 14
302090	1- 7 - 5
	1- 33 - 21
	1- 35 - 19
302131	1- 7 - 7
	1- 33 - 23
	1- 35 - 21
303577	1- 7 - 4
303644	1- 14 - 9
304417	1- 15 - 23
304877	1- 2 -187
306798	1- 8 - 15
	1- 9 - 15
307107	1- 17 - 42
307906	1- 3 - 42
307918	1- 13 - 3
308081	1- 5 - 45
308704	1- 35 - 30
	1- 35 - 43
308824	1- 12 - 9
308894	1- 10 - 23
309720	1- 26 - 14
	1- 26 - 16
309754	1- 2 -207
311447	1- 10 - 62
311546	1- 39 - 14
312573	1- 32 - 25
	2- 1 - 65
	2- 1 - 65
312575	1- 32 - 23
	2- 1 - 66
	2- 1 - 66
312615	1- 2 -197
	1- 2 -204
313136	1- 14 - 3
313361	1- 39 - 86
313391	1- 39 - 68
313453	1- 6 - 47
	1- 17 - 41
314047	1- 30 - 11
315902	1- 28 - 11
	1- 35 - 12
316996	1- 31 - 32
317004	1- 39 - 31
	1- 39 - 42
317007	1- 30 - 25
317011	1- 23 - 4
317019	1- 30 - 27
317022	1- 30 - 33
317127	1- 16 - 11
317272	1- 10 -133
	2- 1 - 25
	2- 1 - 25
317296	1- 39 - 67
317297	1- 39 - 67A
317298	1- 39 - 67B
317299	1- 39 - 67C
317300	1- 39 - 67D
317310	1- 38 - 8
317318	1- 28 - 18
317331	1- 2 -172
	1- 10 -119
317367	1- 10 -225
	1- 27 - 1
317391	1- 39 - 60A
317392	1- 39 - 60B
317713	1- 35 - 5
320273	1- 39 - 24
320456	1- 30 - 59
320839	1- 1 - 29
320891	1- 18 - 9
320896	1- 8 - 7
320897	1- 8 - 16
320913	1- 24 - 3
	1- 24 - 24
322060	2- 1 - 96

PART NO.	SECTION, LIST AND INDEX NO.
322060-CONT	2- 1 - 96
322065	1- 2 - 11
	1- 3 - 29
	1- 6 - 24
	1- 21 - 20
	1- 27 - 11
322270	1- 29 - 17
322550	1- 20 - 20
	1- 30 - 19
	1- 37 - 13
322552	1- 5 - 15
	1- 18 - 22
	1- 28 - 12
322556	1- 34 - 21
322563	1- 35 - 13
322572	1- 31 - 39
322687	1- 28 - 20
322739	1- 28 - 14
322888	1- 30 - 29
323543	1- 30 - 67
323836	1- 14 - 1
323842	1- 27 - 10
323920	1- 30 - 23
324999	1- 35 - 62
325132	1- 26 - 12
325434	1- 16 - 14
	1- 16 - 20
327908	1- 30 - 81
327921	1- 10 - 45
	1- 30 - 21
327922	1- 10 - 91
328469	1- 10 -189
328602	1- 35 - 55
328616	1- 35 - 53
331860	1- 12 - 4
332692	1- 9 - 31
	1- 18 - 17
332696	1- 9 - 27
	1- 18 - 10
332697	1- 9 - 21
	1- 9 - 23
332699	1- 8 - 30
	1- 9 - 30
	1- 18 - 14
332739	1- 22 - 9
332742	1- 22 - 5
332747	1- 2 - 81
	1- 26 - 1
332752	1- 20 - 91
	1- 21 - 17
332765	1- 25 - 12
332774	1- 25 - 5
332779	1- 25 - 14
332780	1- 25 - 11
332785	1- 25 - 4
332798	1- 25 - 9
332920	1- 26 - 10
333064	1- 2 - 65
	1- 2 -171
	1- 2 -184
	1- 3 - 33
	1- 10 -117
333091	1- 6 - 85
333095	1- 6 - 93
333096	1- 6 - 89
333198	1- 34 - 13
333208	1- 25 - 5
333220	1- 39 - 75
333264	2- 1 - 57
	2- 1 - 57
334219	1- 39 - 67E
334220	1- 39 - 67F
334221	1- 39 - 67G
334635	1- 10 -149
	1- 29 - 25
334910	1- 39 - 83C
334914	1- 30 - 28
334921	1- 39 - 83D
334932	1- 30 - 90
	1- 39 - 87

PART NO.	SECTION, LIST AND INDEX NO.	PART NO.	SECTION, LIST AND INDEX NO.	PART NO.	SECTION, LIST AND INDEX NO.
337523	1- 30 - 53	348444	1- 10 -111	352391	1- 6 - 29
337545	1- 31 - 27	348449	1- 20 -100	352463	1- 39 - 1
337546	1- 31 - 34	348450	1- 20 -105	352470	1- 2 -118
337549	1- 30 - 49	348458	1- 20 - 16		1- 2 -143
338169	1- 17 - 5		1- 21 -REF	352472	1- 6 - 4
	1- 30 - 13	348459	1- 21 - 13	352473	1- 22 - 7
338238	1- 17 - 4	348462	1- 20 - 10	352478	1- 19 - 2
	1- 29 - 5	348466	1- 21 - 14	352479	1- 17 - 59
	2- 1 - 42	348467	1- 21 - 15	352483	1- 6 - 1C
338388	2- 1 - 42	348468	1- 21 - 24	352484	1- 6 - 1D
	1- 33 - 32	348470	1- 20 - 15	352485	1- 6 - 1B
	2- 1 - 88	348474	1- 20 - 74	352486	1- 6 - 1A
	2- 1 - 88	348476	1- 20 - 70	352488	1- 6 - 1E
338595	1- 20 - 32	348480	1- 14 - 27	352489	1- 6 -150
339271	1- 39 - 1A	348481	1- 10 - 32	352490	1- 6 -151
339272	1- 39 - 1A		1- 14 -REF	352502	1- 6 - 42
342069	1- 31 - 40	348485	1- 10 -195	352505	1- 7 - 17
342070	1- 30 - 34	348492	1- 14 - 5		1- 7 - 17
	1- 31 -REF	348502	1- 4 - 46	352506	1- 7 - 13
342071	1- 31 - 5	348503	1- 4 - 40		1- 7 - 13
342073	1- 31 - 14	348504	1- 4 - 45	352508	1- 3 - 11
342074	1- 31 - 18	348505	1- 4 - 39		1- 5 - 1
342075	1- 31 - 20	348506	1- 33 - 14	352563	1- 26 - 13
342076	1- 31 - 19	348507	1- 10 -156		1- 26 - 17
342077	1- 31 - 29		1- 29 -REF	352564	1- 26 - 15
342079	1- 31 - 9	348508	1- 29 - 31	352580	1- 2 - 4
342081	1- 31 - 21	348509	1- 29 - 20	352582	1- 2 - 18
342082	1- 31 - 28	348511	1- 10 -150	352583	1- 2 - 39
342086	1- 31 - 2	348512	1- 10 -136	352584	1- 2 - 17
342088	1- 31 - 17		1- 10 -151	352585	1- 2 - 57
342089	1- 31 - 15	348514	1- 33 - 24	352586	1- 2 - 2
342090	1- 31 - 15	348515	1- 33 - 49	352588	1- 2 - 56
342092	1- 31 - 25	348516	1- 33 - 19	352596	1- 20 -109
344052	1- 17 - 46	348517	1- 33 - 47	352597	1- 20 -111
344175	1- 17 - 16	348518	1- 33 - 45	352598	1- 20 -110
344503	1- 35 - 53	348519	1- 33 - 29	352599	1- 20 -106
344517	1- 35 - 40	348520	1- 33 - 16	352600	1- 13 - 17
344543	1- 35 - 50	348521	1- 10 -172	352708	1- 6 - 75
344544	1- 35 - 37	348522	1- 10 -176	352718	1- 2 -108
344552	1- 33 - 37	348523	1- 10 -178		1- 3 -REF
	2- 1 - 90	348524	1- 10 -177	352719	1- 3 - 31
	2- 1 - 90	348528	1- 10 -113	352720	1- 3 - 31
344554	1- 33 - 31	348529	1- 10 -114	352721	1- 3 - 19
	2- 1 - 85	348532	1- 29 - 1	352722	1- 3 - 37
	2- 1 - 85	348541	1- 33 - 27	352723	1- 3 - 78
344560	1- 33 - 40	348590	1- 39 - 1		1- 5 - 25
	2- 1 - 93	348591	1- 39 - 1	352724	1- 3 - 52
	2- 1 - 93	350650	1- 13 - 34		1- 5 - 86
344987	1- 10 - 2	350651	1- 13 - 37	352725	1- 3 - 69
347878	1- 19 - 20	350672	1- 20 - 57		1- 5 - 27
347879	1- 15 - 12	350673	1- 20 - 56	352726	1- 3 - 57
347880	1- 15 - 12	350884	1- 16 - 25		1- 5 - 88
347884	1- 6 - 92	351005	1- 2 -199	352727	1- 3 - 27
347885	1- 2 - 1	351008	1- 6 - 71	352728	1- 3 - 17
347887	1- 2 - 1	351009	1- 6 - 70	352729	1- 3 - 24
347889	1- 15 - 9	351025	1- 1 - 21	352730	1- 3 - 41
347890	1- 15 - 9	351031	1- 4 - 37	352732	1- 3 - 68
347891	1- 1 - 15	351039	1- 20 - 89		1- 5 - 33
	1- 1 - 16		1- 21 - 11	352733	1- 3 - 79
	1- 6 -REF	351040	1- 20 - 97	352734	1- 3 - 35
347892	1- 1 - 15	351041	1- 20 - 92	352735	1- 3 - 58
	1- 1 - 15		1- 21 - 18		1- 5 - 89
	1- 6 -REF	351042	1- 20 - 95	352736	1- 3 - 47
347895	1- 6 -163	351043	1- 20 - 93		1- 5 - 91
347898	1- 6 - 75	351044	1- 20 - 94	352737	1- 3 - 4
347899	1- 37 - 25	351046	1- 20 - 90		1- 5 - 77
348351	1- 29 - 2		1- 21 - 16	352738	1- 3 - 59
348352	1- 29 - 3	352018	1- 2 - 54		1- 5 - 37
348366	1- 13 - 20	352028	1- 13 - 35	352739	1- 3 - 30
348419	1- 10 -187	352363	1- 13 - 13		1- 5 - 18
348420	1- 10 -190	352374	2- 1 - 56	352740	1- 3 - 70
348424	1- 10 -208		2- 1 - 56		1- 5 - 22
348425	1- 10 -210	352375	1- 10 -141	352741	1- 3 - 9
348427	1- 2 -155	352378	1- 1 - 9	352742	1- 3 - 28
	1- 2 -178		1- 4 - 71	352743	1- 3 - 44
	1- 4 - 25	352379	1- 1 - 8		1- 5 - 75
	1- 4 - 59		1- 4 - 70	352744	1- 3 - 45
	1- 10 -197	352380	1- 1 - 4		1- 5 - 76
348429	1- 10 -233	352381	1- 1 - 5	352745	1- 3 - 20
348439	1- 35 - 3	352382	1- 14 - 11		1- 5 - 10

PART NO.	SECTION, LIST AND INDEX NO.
352746	1- 3 - 43
352747	1- 3 - 43
352748	1- 3 - 74
	1- 5 - 29
352749	1- 3 - 74
	1- 5 - 28
352750	1- 3 - 6
352751	1- 3 - 6
352752	1- 3 -102
	1- 5 -108
352753	1- 3 -100
	1- 5 -113
352754	1- 3 -101
	1- 5 -112
352755	1- 3 - 23
	1- 5 - 13
352763	1- 20 - 59
352783	1- 6 - 25
352784	1- 6 - 44
352785	1- 6 - 45
352788	1- 6 -114
352791	1- 6 - 23
353526	1- 30 - 87
353598	1- 5 - 20
356742	1- 10 - 71
	1- 10 - 92
	1- 10 -102
359695	1- 30 - 91
	1- 39 - 88
360046	1- 10 - 61
360268	1- 39 - 37
	1- 39 - 48
360370	1- 39 - 83E
360433	1- 39 - 61
360456	1- 33 - 26
361913	1- 7 - 19
362130	1- 6 -147
362132	1- 7 - 1
362206	1- 30 - 62
362228	1- 30 - 50
364692	1- 30 - 64
368222	1- 39 - 89
368433	1- 11 - 30
368874	1- 10 - 30
369207	1- 30 - 83
369214	1- 30 - 41
	1- 31 - 30
369224	1- 29 - 18
	2- 1 - 29
	2- 1 - 29
370827	1- 31 - 1
372688	1- 38 - 16
430799	1- 39 - 83H
435599	1- 10 - 60
	1- 23 - 3
437763	1- 3 - 3
	1- 3 - 85
	1- 5 -109
438538	1- 6 -100
438548	1- 11 - 26
	1- 19 - 17
438549	1- 7 - 6
	1- 19 - 4
438551	1- 3 - 25
438563	1- 6 - 31
438566	1- 6 - 22
	1- 35 - 7
438567	1- 11 - 4
438573	1- 10 - 46
	1- 10 - 87
	1- 10 - 95
	1- 39 - 3
438586	1- 33 - 17
438592	1- 28 - 23
	1- 28 - 27
438593	1- 10 -143
	1- 28 - 26
438807	1- 10 - 85
	1- 10 - 88
440546	1- 2 - 8

PART NO.	SECTION, LIST AND INDEX NO.
441042	1- 2 - 9
441359	1- 34 - 12
472168	1- 10 - 94
	1- 10 - 94
	1- 29 - 29
472566	1- 34 - 16
474644	1- 38 - 6
476364	1- 16 - 17
478012	1- 10 - 86
	1- 10 - 89
478045	1- 30 - 39
479953	1- 30 - 69
480004	1- 37 - 14
480007	1- 37 - 12
480009	1- 20 - 19
484757	1- 39 - 94
491349	1- 39 - 94A
502588	1- 28 - 5
504852	1- 3 - 22
	1- 5 - 12
505296	1- 10 -142
507155	1- 10 - 39
509356	1- 11 - 2
	1- 11 - 12
509507	1- 31 - 24
510638	1- 30 - 20
510810	1- 2 -112
	1- 2 -116
	1- 2 -130
	1- 2 -134
	1- 2 -142
	1- 4 - 5
511096	1- 30 - 73
511097	1- 30 - 70
511155	1- 34 - 27
512269	1- 15 - 2
512403	1- 27 - 9
512407	1- 23 - 2
512449	1- 6 - 61
513271	1- 10 -254
515901	1- 9 - 32
	1- 18 - 24
515902	1- 8 - 1
	1- 9 - 1
	1- 18 - 6
515969	1- 20 - 69
516074	1- 18 - 3
516083	1- 24 - 1
516186	1- 6 - 35
516187	1- 6 - 39
516188	1- 6 - 38
	1- 6 - 64
	1- 6 - 40
516190	1- 30 - 79
517197	1- 19 - 21
517276	1- 14 - 16
517729	1- 14 - 23
517787	1- 14 - 19
517788	1- 14 - 15
517789	1- 14 - 14
517790	1- 14 - 14
517791	1- 14 - 4
517796	1- 14 - 22
517797	1- 14 - 18
517798	1- 14 - 17
517803	1- 17 - 12
517821	1- 2 - 3
517846	1- 14 - 7
517847	1- 14 - 10
517913	1- 30 - 92
	1- 39 - 83F
517922	1- 2 - 48
517926	1- 2 - 47
517927	1- 2 - 46
517928	1- 2 - 45
517929	1- 2 - 41
517936	1- 2 - 68
518005	1- 30 - 93
518104	1- 28 - 10
518151	1- 30 - 56
	1- 30 - 68

PART NO.	SECTION, LIST AND INDEX NO.
518452	1- 2 - 26
	1- 39 - 83G
518704	1- 10 -229
	1- 10 -232
	1- 30 - 55
518737	1- 1 - 41
520893	1- 16 - 9
520909	1- 16 - 6
523250	1- 10 - 96
	1- 33 - 2
524176	1- 34 - 2
524177	1- 34 - 5
524179	1- 34 - 3
524515	1- 10 - 96
	1- 32 - 8
524519	1- 33 - 12
526000	1- 2 -103
526002	1- 17 - 15
526023	1- 13 - 1
526025	1- 10 - 19
	1- 13 -REF
526027	1- 10 - 20
	1- 13 -REF
526029	1- 13 - 4
526030	1- 13 - 7
526033	1- 13 - 7
526034	1- 13 - 4
526035	1- 6 - 1
526054	1- 6 - 21
526058	1- 6 - 84
526060	1- 1 - 15
526064	1- 7 - 8
526070	1- 20 - 11
526088	1- 11 - 7
526090	1- 10 - 21
526098	1- 10 - 64
	1- 10 -237
526205	1- 10 -134
	2- 1 - 25
	2- 1 - 26
526210	1- 3 - 84
	1- 5 -110
526225	1- 7 - 12
526228	1- 15 - 22
526229	1- 15 - 26
526230	1- 15 - 26
526233	1- 13 - 22
526236	1- 13 - 26
526250	2- 1 - 44
	2- 1 - 44
526253	1- 13 - 29
526259	1- 7 - 13
	1- 7 - 13
526270	1- 7 - 17
	1- 7 - 17
526282	1- 9 - 6
526283	1- 8 - 22
	1- 9 - 22
526287	1- 39 - 52
526288	1- 39 - 62A
526292	1- 6 - 56
526295	1- 6 - 55
526298	1- 6 - 28
526299	1- 26 - 5
526378	1- 30 - 78
526487	1- 17 - 7
526488	1- 17 - 1
526492	1- 39 - 45
526493	1- 39 - 39
526494	1- 39 - 34
526495	1- 39 - 28
526498	1- 10 - 63
526503	1- 10 - 59
	1- 35 - 24
526516	1- 29 - 5
	2- 1 - 40
	2- 1 - 40
526517	1- 29 - 4
	2- 1 - 41
	2- 1 - 41

PART NO.	SECTION, LIST AND INDEX NO.
529741	1- 4 - 52
529742	1- 4 - 53
529743	1- 4 - 62
529744	1- 4 - 61
529745	1- 4 - 16
529746	1- 4 - 21
529747	1- 4 - 27
529748	1- 4 - 7
529749	1- 4 - 5
529750	1- 2 -123
	1- 4 -REF
529751	1- 2 -124
529752	1- 4 - 1
529753	1- 4 - 2
529754	1- 2 -159
	1- 4 - 12
	1- 4 - 11
529755	1- 2 -167
529756	1- 2 -176
529757	1- 2 -161
529790	1- 2 -161
529791	1- 2 -180
529792	1- 2 -174
529793	1- 4 - 9
529795	1- 10 -129
529797	2- 1 - 21A
	2- 1 - 21A
529798	2- 1 - 22A
	2- 1 - 22A
529811	1- 2 -210
529885	1- 33 - 15
530614	1- 6 - 25
530655	1- 6 - 79
530659	1- 3 - 15
	1- 5 - 6
530676	1- 6 - 18
530677	1- 6 - 15
530695	1- 6 - 17
530704	1- 24 - 21
	1- 25 -REF
530705	1- 25 - 8
530706	1- 25 - 15
530707	1- 20 - 29
	1- 22 -REF
530708	1- 22 - 20
530709	1- 22 - 23
530710	1- 22 - 22
530711	1- 22 - 21
530712	1- 22 - 8
530713	1- 22 - 17
530714	1- 22 - 11
530715	1- 22 - 1
530717	1- 20 - 80
	1- 26 -REF
530718	1- 26 - 3
530719	1- 26 - 5
530720	1- 26 - 4
530721	1- 26 - 7
530722	1- 20 - 5
530723	1- 20 - 2
530724	1- 20 - 5
530725	1- 20 - 4
530726	1- 20 - 1
530731	1- 20 - 33
	1- 23 -REF
530732	1- 23 - 24
530733	1- 20 - 37
530734	1- 24 - 23
530747	1- 6 -103
530900	1- 6 - 63
530902	1- 39 - 65
530903	1- 39 - 65A
530908	1- 2 - 73
530912	1- 11 - 3
530916	1- 3 - 80
530917	1- 22 - 15
530944	1- 17 - 44
530946	1- 7 - 16
530966	1- 2 - 53
530967	1- 2 - 49

PART NO.	SECTION, LIST AND INDEX NO.
530968	1- 2 -189
530984	1- 12 - 8
530985	1- 10 - 9
	1- 12 -REF
530990	1- 39 - 46
530991	1- 39 - 21
530992	1- 39 - 29
530993	1- 39 - 22
530994	1- 39 - 35
530995	1- 39 - 40
530996	1- 39 - 51
530997	1- 29 - 27
	2- 1 - 51
	2- 1 - 51
530998	1- 29 - 26
	2- 1 - 52
	2- 1 - 52
532176	1- 37 - 3
533783	1- 10 - 75
	1- 10 - 75
534768	1- 10 - 98
535029	1- 39 - 49
535058	1- 39 - 38
535060	1- 39 - 33
	1- 39 - 44
535065	1- 39 - 50
535082	1- 39 - 78
535083	1- 39 - 69
535084	1- 39 - 78A
535085	1- 39 - 69A
535086	1- 39 - 79
535087	1- 39 - 70
535104	1- 15 - 25
535124	1- 35 - 16
535130	1- 20 -121
535169	1- 6 -145
535294	1- 34 - 7
535295	1- 34 - 6
535296	1- 34 - 4
535308	1- 17 - 3
535317	1- 19 - 18
535626	1- 25 - 7
535627	1- 25 - 3
535628	1- 25 - 1
535632	1- 10 - 36
535652	1- 2 - 84
535653	1- 2 - 83
535654	1- 3 - 89
	1- 5 - 62
535656	1- 2 - 82
535679	1- 39 - 69B
535686	1- 6 -101
535687	1- 10 - 1
535690	1- 11 - 15
535691	1- 11 - 20
535692	1- 11 - 21
535693	1- 11 - 23
535698	1- 11 - 17
535699	1- 11 - 24
535700	1- 1 - 1
	1- 2 -REF
535719	1- 3 - 2
	1- 5 -107
535728	1- 3 - 95
	1- 5 -102
535729	1- 3 - 99
	1- 5 -106
535730	1- 3 - 13
	1- 5 - 3
535753	1- 3 - 63
	1- 5 - 31
535764	1- 2 - 37
535765	1- 2 -119
535766	1- 2 - 94
535767	1- 2 -156
535768	1- 2 - 90
535769	1- 2 -152
535770	1- 2 -113
	1- 2 -139
535771	1- 2 -109

PART NO.	SECTION AND INDEX NO.
535771-CONT	1-
535772	1-
535773	1-
535774	1-
535775	1-
535776	1-
535777	1-
	1-
	1-
535779	1-
535784	1-
535786	1-
535789	1-
535790	1-
535791	1-
535795	1-
535806	1-
	1-
535807	1- 1
535808	1- 1
535809	1- 1
535821	1-
	1-
	1-
535826	1-
535828	1-
	1-
535830	1-
	1-
535831	1- 1
535832	1- 1
535845	1- 1
	2-
	2-
535846	1- 1
	2-
	2-
535847	1- 2
	2-
	2-
538830	1- 3
554102	1- 1
554103	1- 1
554105	1- 1
554106	1- 1
554109	1- 1
554111	1-
554116	1- 1
	1- 2
554117	1- 2
554118	1- 2
554119	1- 2
554126	1-
	1-
	1-
554132	1- 3
554149	1-
554151	1-
554152	1-
554156	1-
554157	1-
554158	1-
554159	1-
554163	1-
554174	1- 3
554179	1-
554187	1-
	1-
554195	1-
556672	1- 2
556673	1- 2
556674	1- 2
556831	1- 3
556839	1- 3
556855	1- 3
569879	1- 3
570043	2-
	2-
573963	2-

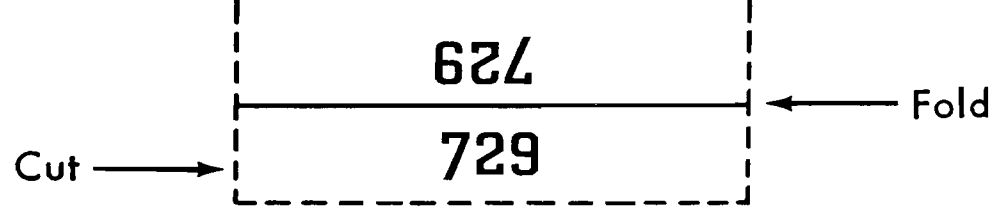
PART NO.	SECTION, LIST AND INDEX NO.	PART NO.	SECTION, LIST AND INDEX NO.	PART NO.	SECTION, LIST AND INDEX NO.
573963-CONT	2- 1 - 60	598041-CONT	1- 39 - 30	1090873-CONT	1- 6 -133
573964	2- 1 - 31		1- 39 - 36		1- 10 -155
	2- 1 - 31		1- 39 - 41		1- 10 -174
573965	2- 1 - 20		1- 39 - 47		1- 11 - 36
	2- 1 - 20		1- 39 - 63A		1- 11 - 44
573966	2- 1 - 99	598226	1- 32 - 10		1- 13 - 19
	2- 1 - 99		1- 39 - 52		1- 20 - 8
573967	2- 1 - 94	598237	1- 39 - 1A		1- 20 - 35
	2- 1 - 94	598241	1- 39 - 17		1- 20 - 44
573968	2- 1 - 95	598246	1- 32 - 11		1- 22 - 3
	2- 1 - 95		1- 39 - 52A		1- 29 - 10
573969	2- 1 - 58		2- 1 - 1		1- 30 - 36
	2- 1 - 58		2- 1 - 1		1- 32 - 22
573970	2- 1 - 18	598247	1- 32 - 13		2- 1 - 46
	2- 1 - 18		1- 39 - 54		2- 1 - 46
573971	2- 1 - 9		2- 1 - 5	1090970	1- 6 -140
	2- 1 - 9		2- 1 - 5	1091111	1- 17 - 14
573973	2- 1 - 7	598251	1- 32 - 14	1092125	1- 6 -121
	2- 1 - 7		1- 39 - 55	1100523	1- 20 - 3
573974	2- 1 - 16		2- 1 - 4	1103744	1- 11 - 10
	2- 1 - 16		2- 1 - 4	2101380	1- 21 - 21
573975	2- 1 - 84	598252	2- 1 - 6	2102203	1- 28 - 15
	2- 1 - 84		2- 1 - 6	2102204	1- 16 - 13
573977	2- 1 - 67	598253	1- 32 - 15		1- 16 - 15
	2- 1 - 67		1- 39 - 2	2102365	1- 2 - 13
573978	2- 1 - 68		1- 39 - 53	2109462	1- 31 - 23
	2- 1 - 68		2- 1 - 3	2129502	1- 28 - 9
573980	2- 1 - 74		2- 1 - 3	2129726	1- 12 - 1
	2- 1 - 74	598254	1- 39 - 1A	2132014	1- 31 - 37
573981	2- 1 -101	598256	1- 39 - 20	5212657	1- 29 - 28
	2- 1 -101	598274	1- 11 - 38		2- 1 - 50A
574005	2- 1 - 59	598381	1- 35 - 2		2- 1 - 50A
	2- 1 - 59	598479	1- 16 - 22	5303965	2- 1 - 78
574006	1- 10 -146		1- 30 - 43		2- 1 - 78
	2- 1 - 38	598626	1- 39 - 93	5303966	2- 1 - 53
	2- 1 - 38	598688	1- 32 - 18		2- 1 - 53
574010	2- 1 - 71		1- 39 - 6	5311104	1- 35 - 10
	2- 1 - 71	598724	1- 32 - 15	5319835	1- 30 - 6
574011	2- 1 - 70		1- 39 - 2	5323406	1- 37 - 9
	2- 1 - 70		1- 39 - 53	5323407	1- 37 - 6
574012	2- 1 - 73	599686	1- 35 - 57	5323408	1- 37 - 7
	2- 1 - 73	599917	1- 10 - 58	5323409	1- 37 - 8
575322	2- 1 - 72		1- 35 - 1	5323410	1- 37 - 5
	2- 1 - 72		1- 35 - 25	5323462	1- 9 - 20
575328	2- 1 - 61	600844	1- 39 - 91	5323463	1- 9 - 7
	2- 1 - 61	602074	1- 17 - 29	5323464	1- 9 - 16
589788	1- 31 - 33	603088	1- 35 - 55	5323485	1- 35 - 22
591607	1- 39 - 13	609687	1- 39 - 64	5323495	1- 35 - 55
591609	1- 39 - 18		2- 1 - 54	5323523	1- 30 - 94
591640	1- 32 - 15		2- 1 - 54	5323526	1- 30 - 45
	1- 39 - 4	740489	1- 38 - 1	5323537	1- 30 - 15
591641	1- 32 - 17	740491	1- 38 - 5	5323538	1- 30 - 17
	1- 39 - 5	740503	1- 10 - 28	5323562	1- 30 - 74
591649	1- 39 - 92	740540	1- 10 -251	5344836	1- 37 - 4
591746	1- 39 - 12		1- 38 -REF	5344837	1- 11 - 33
591747	1- 39 - 15	740550	1- 38 - 15	5344838	1- 10 -120
591748	1- 39 - 15	740554	1- 38 - 11	5344839	1- 1 - 22
591749	1- 39 - 3	740560	1- 38 - 12	5344840	1- 10 -204
591750	1- 39 - 7	740563	1- 38 - 24		1- 37 -REF
594284	1- 35 - 8	740564	1- 38 - 2	5344841	1- 37 - 30
595091	1- 31 - 35	740571	1- 38 - 4	5344842	1- 37 - 31
595720	1- 39 - 75	760305	1- 10 -230	5344843	1- 37 - 32
595725	1- 39 - 65B	760306	1- 10 -231	5344844	1- 37 - 33
595726	1- 39 - 65	802570	1- 39 - 71A	5344845	1- 37 - 34
595970	1- 10 -100	805069	1- 6 -114A	5344846	1- 37 - 35
	1- 39 - 74	1073418	1- 6 -134	5344847	1- 37 - 36
595971	1- 39 - 74A	1073462	1- 6 -125	5344848	1- 37 - 11
596224	1- 39 - 63	1077739	1- 39 - 10	5344849	1- 10 - 76
596230	1- 39 - 81	1090024	1- 10 -165	5344850	1- 10 -191
596255	1- 39 - 90		1- 32 - 20		1- 35 -REF
596742	1- 10 -131	1090199	1- 6 - 69	5344851	1- 35 - 67
	2- 1 - 23	1090395	1- 20 - 79	5344852	1- 35 - 65
	2- 1 - 23	1090873	1- 2 - 33	5344854	1- 10 - 77
597344	1- 10 -221		1- 2 -111	5344856	1- 28 - 1
597347	1- 10 -220		1- 2 -115	5344857	1- 10 - 78
597364	1- 28 - 22		1- 2 -129	5344858	1- 10 - 79
597575	1- 39 - 8		1- 2 -133	5344859	1- 32 - 1
597578	1- 39 - 9		1- 2 -141	5344860	1- 32 - 2
597987	1- 30 - 5		1- 3 - 91	5344861	1- 32 - 3
598041	1- 39 - 23		1- 5 - 64	5344862	1- 32 - 4



PART NO.	SECTION, LIST AND INDEX NO.
5344863	1- 32 - 5
5344864	1- 32 - 6
5344865	1- 32 - 7
5344866	1- 27 - 4
5344869	1- 8 - 22
	1- 9 - 22
5344870	1- 10 -161
	1- 30 -REF
5344872	1- 30 - 96
5344873	1- 30 - 53
5344874	1- 30 - 3
5344875	1- 30 - 44
5344876	1- 8 - 23
5344877	1- 8 - 27
5344878	1- 30 - 16
5344879	1- 30 - 1
5344881	1- 30 - 84
5344882	1- 30 - 10
5344886	1- 16 - 10
5344887	1- 16 - 18
5344888	1- 16 - 1
5344889	1- 16 - 27
5344891	1- 1 - 23
	1- 1 - 23
	1- 8 -REF
5344892	1- 1 - 23
	1- 1 - 23
	1- 8 -REF
5344894	1- 10 -128
5344896	1- 8 - 9
5344897	1- 8 - 10
5344899	1- 10 - 47
	1- 16 -REF
5344900	1- 10 - 82
5344901	1- 16 - 3
5344902	1- 10 - 80
5344903	1- 10 - 81
5344905	1- 35 - 18
	1- 35 - 58
5344906	1- 20 - 23
5344908	1- 20 - 22
5344913	1- 24 - 9
5344914	1- 24 - 8
5344916	1- 10 -122
5344931	1- 33 - 10
5344932	1- 33 - 9
5344933	1- 33 - 7
5344934	1- 33 - 6
5344935	1- 33 - 5
5344936	1- 33 - 11
5344937	1- 33 - 4
5344938	1- 33 - 13
5344939	1- 10 -164
	1- 33 -REF
5344941	1- 10 -139
5344951	1- 17 - 30
5344952	1- 17 - 18
5344953	1- 17 - 21
5344954	1- 17 - 22
5344955	1- 17 - 25
5344956	1- 17 - 28
5344957	1- 17 - 27
5344958	1- 17 - 24
5344959	1- 17 - 23
5344960	1- 17 - 32
5344961	1- 17 - 31
5344962	1- 17 - 33
5344963	1- 17 - 19
5344966	1- 8 - 21
5344968	1- 8 - 20
5344972	1- 8 - 31
5344973	1- 8 - 32
5344974	1- 8 - 12
5344975	1- 5 - 70
5344976	1- 5 - 69

PART NO.	SECTION, LIST AND INDEX NO.
5344977	1- 5 - 73
5344978	1- 5 - 72
5344979	1- 5 - 19
5344981	1- 10 - 54
5344982	1- 10 - 49
5344983	1- 20 - 59
5344984	1- 20 - 64
	1- 24 -REF
5344985	1- 20 - 65
	1- 24 -REF
5344986	1- 24 - 25
5344987	1- 24 - 26
5344988	1- 24 - 10
5344989	1- 24 - 20
5344990	1- 24 - 11
5344991	1- 24 - 18
5344992	1- 24 - 15
5344993	1- 24 - 17
5344994	1- 24 - 16
5344995	1- 34 - 11
5344996	1- 24 - 7
5344997	1- 24 - 19
5344998	1- 24 - 6
5344999	1- 24 - 5
5345000	1- 1 - 43
	1- 10 -REF
5345001	1- 10 -104
	1- 17 -REF
5345002	1- 1 -REF
5345003	1- 17 - 70
	1- 20 -REF
5345004	1- 1 -REF
5345005	1- 1 -REF
5345006	1- 1 -REF
5345007	1- 37 - 39
5345008	1- 27 - 14
5345009	1- 27 - 2
5345010	1- 10 -115
	1- 27 -REF
5345011	1- 27 - 16
5345012	1- 10 -110
5345013	1- 10 -112
5345014	1- 28 - 29
5345015	1- 10 -124
	1- 28 -REF
5345016	1- 18 - 28
5345017	1- 18 - 2
5345018	1- 18 - 25
5345019	1- 18 - 4
5345020	1- 17 - 60
	1- 18 -REF
5345021	1- 18 - 21
5345022	1- 18 - 7
5345023	1- 18 - 18
5345024	1- 32 - 19
5345025	1- 10 -164
	1- 32 -REF
5345026	1- 32 - 26
5345027	1- 34 - 32
5345028	1- 10 -183
5345029	1- 10 -199
5345030	1- 10 -185
	1- 34 -REF
5345031	1- 1 - 31
	1- 1 - 31
5345032	1- 1 - 35
5345033	1- 20 -117
5345034	1- 1 - 30
5345035	1- 20 -115
5345039	1- 10 -179
5345040	1- 10 - 3
	1- 11 -REF
5345041	1- 10 - 56
5345042	1- 1 - 31
	1- 1 - 31

PART NO.	SECTION AND INDEX NO.
5345043	1- 10
5345046	1- 35
5345047	1- 10
5345048	1- 10
5345049	1- 10
5345050	1- 2
	1- 5
5345051	1- 5
5345052	1- 5
5345053	1- 5
5345058	1- 5
5345064	1- 5
5345067	1- 5
5345068	1- 5
5345069	1- 5
5345070	1- 5
5345071	1- 5
5345072	1- 5
5345073	1- 5
5345074	1- 5
5345075	1- 5
5345076	1- 5
5345077	1- 5
5345078	1- 5
5345079	1- 5
5345080	1- 5
5345081	1- 5
5345082	1- 5
5345083	1- 5
5345085	1- 37
5345086	1- 37
5345087	1- 10
5345088	1- 10
5345090	1- 10
5345092	1- 8
	1- 9
5345093	1- 9
5345095	1- 1
	1- 1
	1- 9
5345096	1- 20
5345097	1- 20
5345098	1- 20
5345099	1- 20
5345100	1- 1
	1- 10
5355402	1- 20
5355403	1- 35
5355404	1- 10
5355405	1- 10
5355407	1- 20
5355408	1- 10
5355409	1- 16
5355410	1- 16
5355413	1- 19
5355414	1- 19
5355415	1- 37
5355416	1- 5
5355417	1- 16
5355419	1- 33
5355420	1- 17
	1- 19
5355421	1- 17
	1- 19
5355422	1- 10
	1- 15
5355423	1- 10
	1- 15
5355424	1- 1
	1- 1
	1- 9
5355425	1- 24
5355443	1- 10



Use Clear Acetate Tab - Obtained Locally