

IBM[®]

DATA PROCESSING DIVISION

**PARTS
(CATALOG)**

Type 350 — Disk Storage

INTERNATIONAL BUSINESS MACHINES CORPORATION
590 MADISON AVENUE, NEW YORK 22, NEW YORK

Printed in U.S.A.


Date Feb. 4, 1958

Form #12-7756-0

350

DISK STORAGE

Customer Engineering



PARTS CATALOG

TYPE 350

DISK STORAGE

(Used with the Type 305 RAMAC System)

THE FOLLOWING INSTRUCTIONS ARE FOR THE USE OF THE REFERENCE LETTERS AND NUMBERS IN THIS CATALOG. CAREFUL ADHERENCE TO THEM WILL ASSURE YOUR RECEIVING THE PARTS YOU NEED.

ALL ASSEMBLIES ARE INDICATED BY AN ALPHABETICAL CHARACTER ENCLOSED IN A CIRCLE. THE INDIVIDUAL PARTS OF THE ASSEMBLY ARE INDICATED BY A REFERENCE NUMBER. THESE ARE LISTED IN THE INDEX IN ALPHABETICAL AND NUMERICAL SEQUENCE BY REFERENCE NUMBER FOR EACH FIGURE.

WHEN AN ASSEMBLY IS LISTED, FOR EXAMPLE (B); ALL PARTS THAT ARE LISTED BETWEEN (B) AND (C) ARE COMPONENT PARTS OF (B). THIS BREAKDOWN SHOWS CLEARLY JUST WHAT COMPONENT PARTS ASSEMBLY (B) INCLUDES.

THEREFORE, CARE SHOULD BE TAKEN WHEN ORDERING AN INDIVIDUAL PART OF AN ASSEMBLY TO MAKE SURE IT CAN BE READILY USED. IF A QUESTION EXISTS AS TO WHETHER THIS COMPONENT PART CAN BE USED, THEN THE ASSEMBLY SHOULD BE ORDERED.

PARTS LISTED UNDER THE HEADING "PARTS NOT INCLUDED WITH ASSEMBLIES" ARE PARTS THAT ARE ASSOCIATED MECHANICALLY OR ELECTRICALLY WITH THE ILLUSTRATED ASSEMBLIES.

NOTE: BASIC NAMES ARE USED EXCLUSIVELY IN INDEXING.

INTERNATIONAL BUSINESS MACHINES CORPORATION
590 Madison Avenue, New York 22, New York

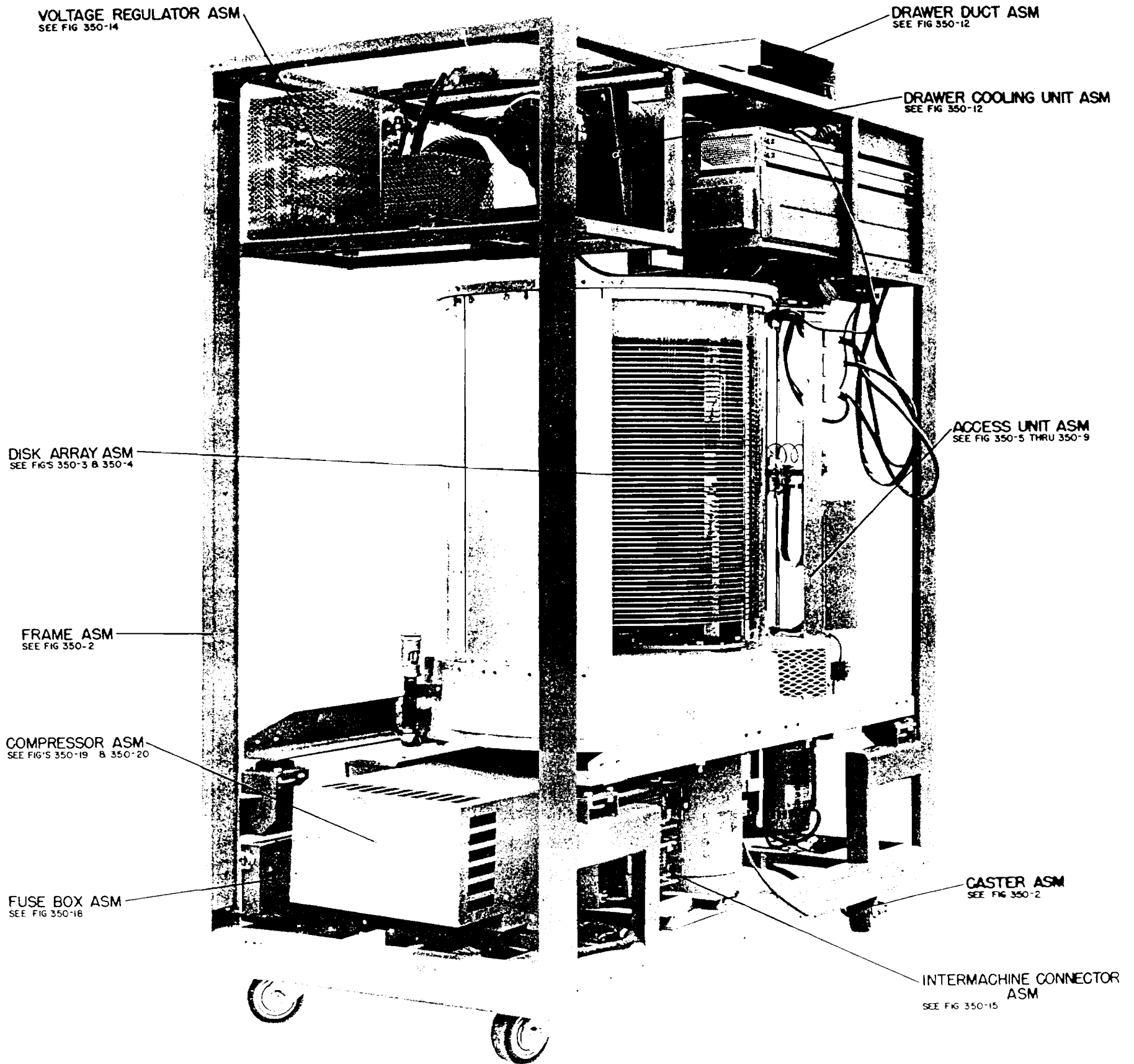


San Jose, Calif.
February 4, 1958

Form No. 12-7756-0

IBM

SAN JOSE, CALIF. U.S.A.

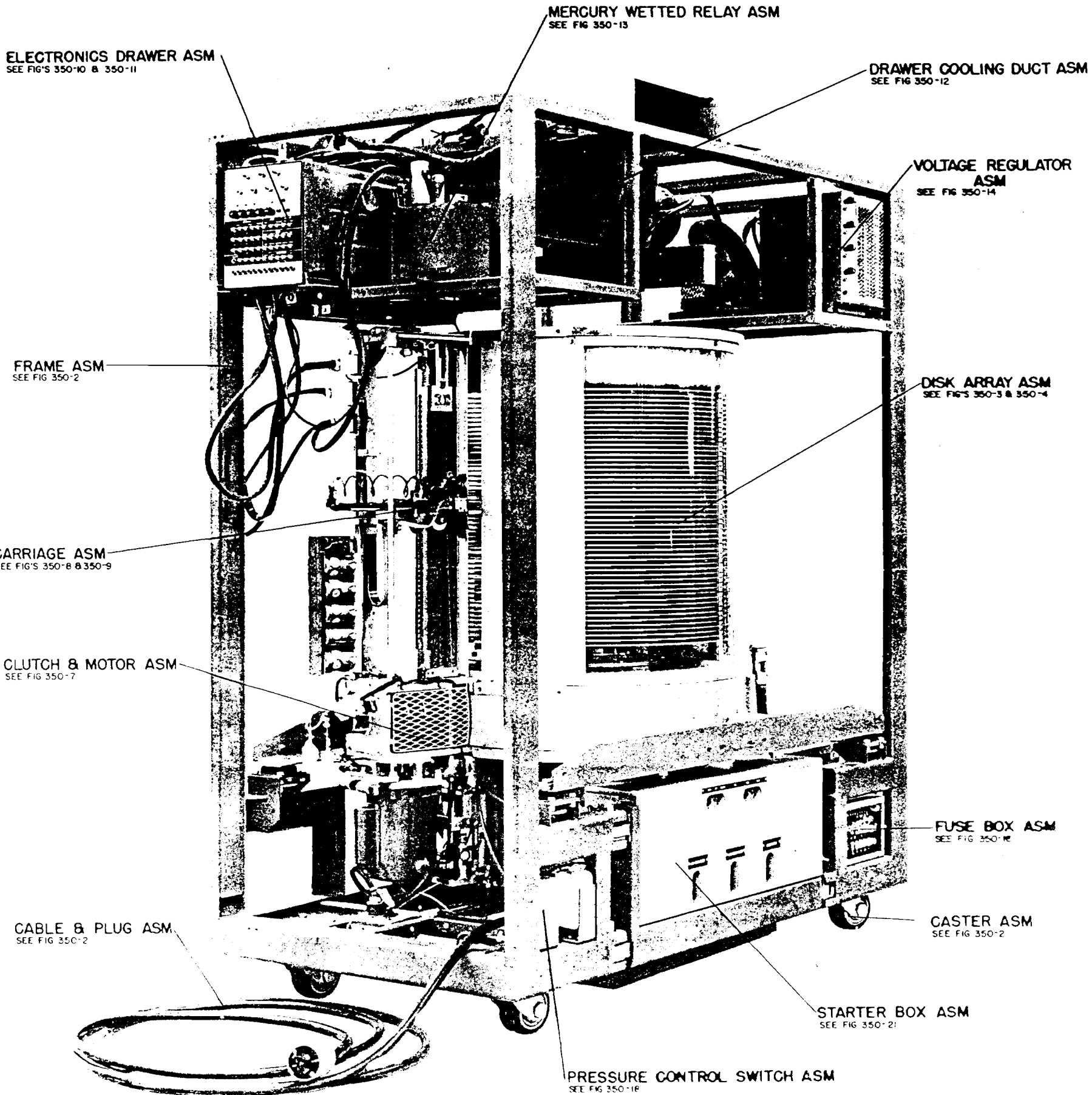


TYPE 350 DISK STORAGE

FRONT VIEW

IBM

SAN JOSE, CALIF. U.S.A.



TYPE 350 DISK STORAGE

REAR VIEW

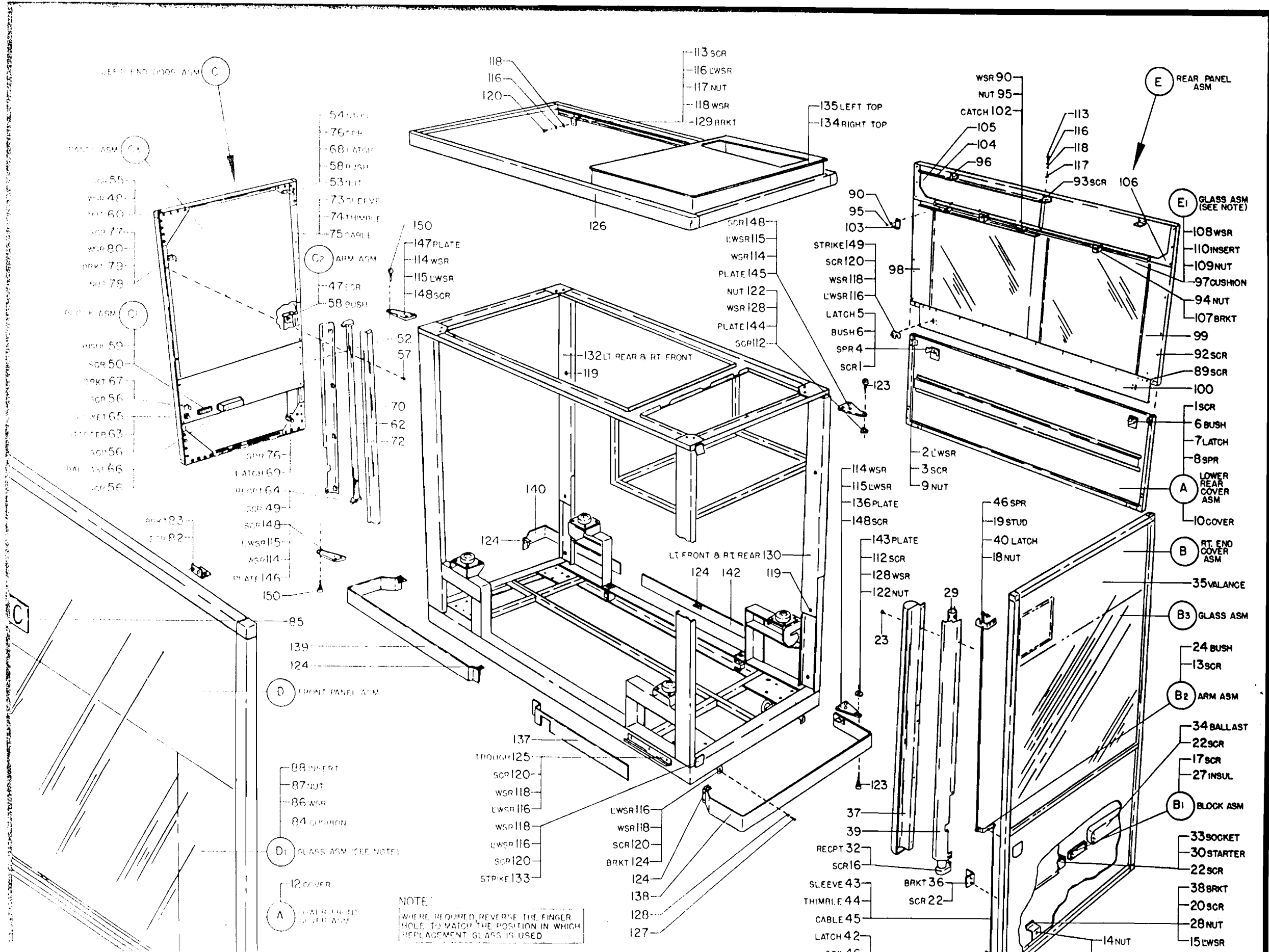
REF. NO.	PART NO.	PART NAME	REF. NO.	PART NO.	PART NAME	REF. NO.	PART NO.	PART NAME
A	2100608	COVER ASM-REAR LOWER	50	38577	SCREW-TERM BLOCK MTG	98	2101885	VALANCE-RIGHT SIDE
A	2102634	COVER ASM-FRONT LOWER	52	85157	SCREW-PANEL MTG	99	2101956	VALANCE-LEFT SIDE
1	232	SCREW-LATCH MOUNTING	53	125930	NUT-LATCH	100	2101975	SUPPORT-PANEL
2	65756	LOCKWASHER-CORNER MTG	54	151562	STUD-SPRING	102	2102666	CATCH-SPRING
3	180894	SCREW-MOUNTING	55	180894	SCREW-MOUNTING	103	2102745	BRACKET-ADJUSTING
4	211561	SPRING-LATCH	56	183900	SCREW-MOUNTING	104	2102746	BRACKET-LOCKING
5	211568	LATCH-COVER	57	186036	SCREW-COVER MTG	105	2102747	VALANCE-REMOVABLE
6	219608	BUSHING-LATCH MTG	58	219608	BUSHING-LATCH	106	2102749	VALANCE-FIXED
7	222388	LATCH-COVER	59	337419	INSULATION-TERM BLOCK	107	2109064	BRACKET-RETAINING
8	223736	SPRING-LATCH	60	440500	NUT-MOUNTING	E1	2100619	GLASS ASM-PANEL
9	440500	NUT-MOUNTING	62	2101149	LAMP-FLUORESCENT	108	2101856	WASHER-INSERT MTG
*10	2100609	COVER-LOWER REAR	63	2101289	STARTER-LAMP	109	2101907	NUT-INSERT MTG
*12	2102633	COVER-LOWER FRONT	64	2101290	RECEPTACLE-LAMP	110	2101908	INSERT-FINGER HOLE
B	2101459	DOOR ASM-RIGHT END	65	2101291	SOCKET-STARTER	PARTS NOT INCLUDED WITH SUB-ASSEMBLIES		
13	232	SCREW-ARM MTG	66	2101293	BALLAST-LAMP	112	367	SCREW-PLATE MOUNTING
14	3960	NUT-BUMPER ADJUSTING	67	2101445	BRACKET-LAMP	113	504	SCREW-MOUNTING
15	6935	LOCKWASHER-MOUNTING	68	2101452	LATCH-TOP	114	3550	WASHER-HINGE PLATE MTG
16	10170	SCREW-RECEPTACLE MTG	69	2101453	LATCH-BOTTOM	115	6935	LOCKWASHER-HINGE PLT MTG
17	38577	SCREW-BLOCK MTG	70	2101456	BRACKET-SUPPORT	116	9092	LOCKWASHER-MOUNTING
18	125930	NUT-LOCKING	72	2101458	SHIELD-LAMP	117	11598	NUT-MOUNTING
19	151562	STUD-SPRING	73	2101806	SLEEVE-CABLE	118	45690	WASHER-MOUNTING
20	180894	SCREW-MOUNTING	74	2101807	THIMBLE-CABLE	119	91611	SCREW-VALANCE MTG
22	183900	SCREW-MOUNTING	75	2101808	CABLE (BULK)	120	120211	SCREW-MOUNTING
23	186036	SCREW-COVER MTG	76	2101889	SPRING-LATCH	122	125930	NUT-COVER PLATE MTG
24	219608	BUSHING-LATCH	C1	80351	BLOCK ASM-TERMINAL	123	359597	PIN-HINGE
25	223781	BUMPER-COVER	C2	2101454	ARM ASM-ROCKER	124	2100540	BRACKET-KICKSTRIP MTG
27	337419	INSULATION-TERM BLOCK	C3	2102359	PANEL ASM-COVER	125	2101444	TROUGH-COVER
28	440500	NUT-MOUNTING	77	1928	SCREW-BRACKET MOUNTING	126	2101709	CANOPY-TOP
29	2101149	LAMP-FLUORESCENT	78	257187	NUT-BRACKET MOUNTING	127	2101821	SCREW-KICKSTRIP MTG
30	2101289	STARTER-LAMP	79	2101445	BRACKET-RECEPTACLE MTG	128	2101887	WASHER-MOUNTING
32	2101290	RECEPTACLE-LAMP	80	2102358	WASHER-BRACKET MTG	129	2101909	BRACKET-CANOPY
33	2101291	SOCKET-STARTER	D	2101948	PANEL ASM-FRONT	130	2101971	COVER-L. H. FRONT-R. H. REAR
34	2101293	BALLAST-LAMP	82	52580	SCREW-BRACKET MTG	132	2101972	COVER-R. H. FRONT-L. H. REAR
35	2101298	VALANCE-TOP	83	2100495	BRACKET-TOP	133	2102684	STRIKE-COVER
36	2101445	BRACKET-LAMP	84	2101261	CUSHION-GLASS RUBBER	134	2102712	TOP-RIGHT ACOUSTICAL
37	2101446	SHIELD-LAMP	85	2102585	PLATE-NAME	135	2102732	TOP-LEFT ACOUSTICAL
38	2101449	BRACKET-SUPPORT	D1	2100619	GLASS ASM-PANEL	136	2104240	PLATE-FRAME HINGE
39	2101451	BRACKET-LAMP	86	2101856	WASHER-INSERT MTG	137	2104257	KICKSTRIP-FRONT CENTER
40	2101452	LATCH-TOP	87	2101907	NUT-INSERT MTG	138	2104258	KICKSTRIP-RIGHT END
42	2101453	LATCH-BOTTOM	88	2101908	INSERT-FINGER HOLE	139	2104259	KICKSTRIP-LEFT FRONT
43	2101806	SLEEVE-CABLE	E	2102742	PANEL ASM-REAR	140	2104260	KICKSTRIP-LEFT REAR
44	2101807	THIMBLE-CABLE	89	367	SCREW-SUPPORT MTG	142	2104261	KICKSTRIP-REAR CENTER
45	2101808	CABLE (BULK)	90	22478	WASHER-BRACKET MTG	143	2104912	PLATE-COVER HINGE
46	2101889	SPRING-LATCH	92	25891	SCREW-VALANCE MTG	144	2104913	PLATE-COVER HINGE
B1	80351	BLOCK ASM-TERMINAL	93	52580	SCREW-BRACKET MTG	145	2104914	PLATE-FRAME HINGE
B2	2101454	ARM ASM-ROCKER	94	125930	NUT-BRACKET MOUNTING	146	2109483	PLATE-FRAME HINGE
B3	2101299	GLASS ASM-DOOR	95	257188	NUT-BRACKET MOUNTING	147	2109488	PLATE-FRAME HINGE
C	2101479	DOOR ASM-LEFT END	96	2100495	BRACKET-TOP	148	129147	SCREW-PLATE MTG
47	232	SCREW-ARM MTG	97	2101261	CUSHION-GLASS RUBBER	149	2102685	STRIKE-FRONT & REAR PANEL
48	6935	LOCKWASHER-MTG				150	2109783	PIN-HINGE
49	10170	SCREW-RECEPTACLE MTG						

*NOT RECOMMENDED FOR NORMAL FIELD REPLACEMENT
CHECK NEXT LARGER ASSEMBLY



DATE FILED: 4/8/88

FIG 350-1



NOTE:
WHERE REQUIRED, REVERSE THE FINGER HOLE TO MATCH THE POSITION IN WHICH REPLACEMENT GLASS IS USED.

COVER ASMS

REF. NO.	PART NO.	PART NAME
A	2101706	TRAY ASM-CONNECTOR
1	359546	INSERT-SCREW
B	2103494	TRAY ASM-CONNECTOR
2	359546	INSERT-SCREW
C	2100251	SLIDE ASM-SINGLE
D	2100252	SLIDE ASM-DOUBLE
E	2103468	LEVER ASM-ACCESS TILT
F	2109555	CASTER ASM
G	2100319	SWITCH ASM-ACCESS MOTOR
3	38444	SCREW-COVER MTG
4	359728	COVER-BOX
5	2100260	BOX-SWITCH
6	2100264	CONNECTOR-CABLE
7	2111137	RECEPTACLE-PLUG
8	2102205	SWITCH-TOGGLE
G1	207703	JUMPER ASM-WIRE
H	2100290	BOX ASM-UTILITY
9	357995	RECEPTACLE-PLUG
10	358018	COVER-BOX
12	2100264	CONNECTOR-CABLE
*13	2102151	BOX-UTILITY
J	2103040	CABLE ASM-AC POWER
14	2103125	PLUG-CABLE
K	2100268	PIN ASM-GATE

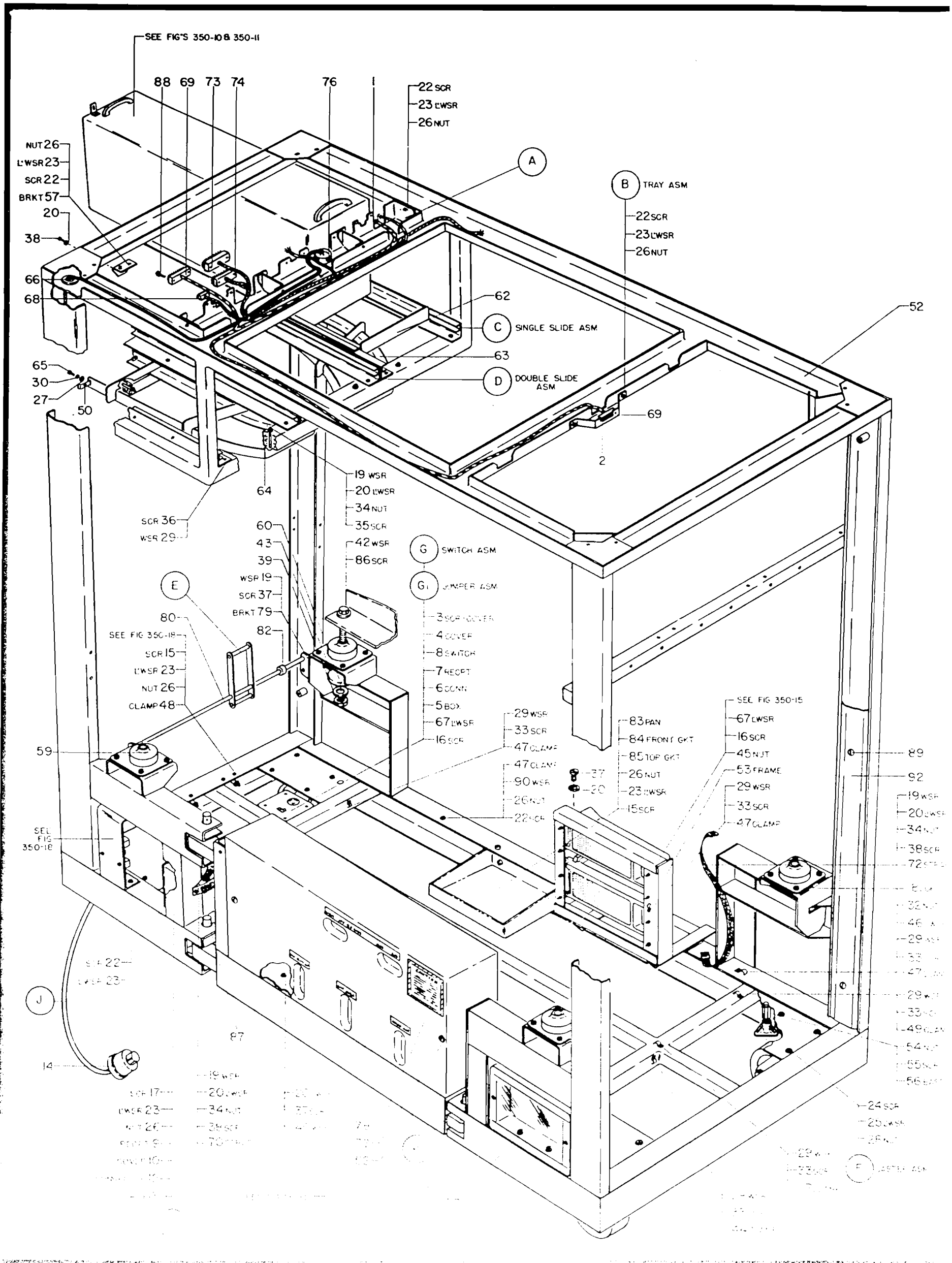
PARTS NOT INCLUDED WITH SUB-ASSEMBLIES

15	358	SCREW-MOUNTING
16	845	SCREW-MOUNTING
17	598	SCREW-BOX MTG
18	5471	SCREW-SHOCK MTG
19	3550	WASHER-MOUNTING
20	6935	LOCKWASHER-MOUNTING
22	7327	SCREW-MOUNTING
23	9092	LOCKWASHER-MOUNTING
24	10305	SCREW-CASTER MTG
25	10309	LOCKWASHER-CASTER MTG
26	11598	NUT-MOUNTING
27	20042	WASHER-CATCH MTG-BOWED
28	22349	NUT-CASTER MTG
29	22478	WASHER-CLAMP MTG
30	25009	WASHER-SAFETY CATCH MTG
32	25793	NUT-SHOCK MOUNTING
33	34512	SCREW-CLAMP MTG

REF. NO.	PART NO.	PART NAME
34	36109	NUT-MOUNTING
35	36112	SCREW-RAIL MTG
36	38354	SCREW-SLIDE MTG
37	38686	SCREW-MOUNTING
38	36844	SCREW-MOUNTING
39	76846	NUT-SNUBBING
40	120571	WASHER-MOUNTING
42	130985	WASHER-ANGLE MTG
43	130987	LOCKWASHER-ANGLE MTG
44	167338	CLAMP-CABLE
45	257189	NUT-CONNECTOR MTG
46	257983	LOCKWASHER-SHOCK MTG
47	301437	CLAMP-CABLE
48	325479	CLAMP-CABLE
49	357433	CLAMP-CABLE
50	358636	CATCH-TROLLEY SAFETY
*52	358659	FRAME-FILE
53	358754	FRAME-CONNECTOR
54	358848	NUT-MACHINE LEVELING
55	358943	SCREW-MACHINE LEVELING
56	358944	BASE-MACHINE LEVELING
57	359605	BRACKET-DRAWER RETAINING
58	359805	GATE-FRAME
59	359857	MOUNT-SHOCK
60	359858	WASHER-SNUBBING
62	359866	SHELF-DRAWER
63	359886	RAIL-LEFT TROLLEY
64	359890	RAIL-RIGHT TROLLEY
65	359958	SCREW-CATCH MTG
66	512663	GROMMET-CABLE
67	1090873	LOCKWASHER-MOUNTING
68	2100939	RECEPTACLE-CABLE
69	2101122	RECEPTACLE-CABLE
70	2101840	STRAP-GROUND
72	2101841	STRAP-GROUND
73	2102055	PLUG-CABLE
74	2102058	RECEPTACLE-CABLE
76	2102192	PLUG-CABLE
77	2102270	FASTENER-COVER
78	2102278	DECAL-BOX
79	2103528	BRACKET-TILT MECHANISM
80	2103529	ROD-TILT MECHANISM
82	2103531	SPACER-TILT MECHANISM
83	2103537	PAN-DRIP
84	2103538	GASKET-FRONT
85	2103539	GASKET-TOP
86	59685	SCREW-SNUBBING
87	359806	PIN-GATE
88	2102066	SCREW-PLUG MTG
89	32042	SCREW-FILLER PLATE MTG
90	45690	WASHER-CLAMP MTG
92	2101579	PLATE-FILLER

*NOT RECOMMENDED FOR NORMAL FIELD REPLACEMENT
CHECK NEXT LARGER ASSEMBLY

FRAME ASM



REF. NO.	PART NO.	PART NAME
A	359735	COVER ASM
B	358856	CASTING ASM-TOP
1	104707	PIN-LOCATING DOWEL
2	358691	INSERT-SCREW - 1/4-20
3	358755	INSERT-SCREW - 1/4-20
4	358819	INSERT-SCREW - 6-32
5	359936	INSERT-SCREW - 1/4-20
6	2103589	INSERT-SCREW - 4-40
C	355710	RING ASM-GREASE PIN
7	355412	DOWEL-GREASE PIN
*8	355561	RING-BEARING RETAINING
D	2103410	HEAD ASM-MAGNETIC
E	359939	CABLE ASM-SECTOR
E1	359951	RECEPTACLE ASM-HEAD
F	2100326	SEAL ASM-TOP
*9	81140	BALL-SEAL
*10	2100325	SPRING-SEAL
*12	2100327	RING-TOP SEAL
G	359848	SHIELD ASM-FRONT & REAR
13	359850	SCREW-THUMB
H	358020	DRUM ASM-ROTATING
14	355551	BEARING- UPPER
15	355552	BEARING- LOWER
J	2101844	SPACER ASM-DISK
K	2101810	SPACER ASM-DISK
L	2101784	SPACER ASM-DISK
M	358015	DISK ASM-TOP MAG SECTOR
16	25009	WASHER-MOUNTING
17	104702	PIN-SECTOR LOCATING
18	125930	NUT-RING MTG LOCK
19	255646	PIN-RING LOCATING
20	322550	SCREW-SECTOR MTG
*22	358085	RING-SECTOR MTG

REF. NO.	PART NO.	PART NAME
*23	358131	DISK-DUMMY ARRAY
24	358138	SCREW-RING MTG
25	2102477	INSERT-SCREW
M1	2103096	MAGNET ASM-SECTOR
26	2100788	CLIP-MOUNTING SPRING
27	2103097	SCREW-MOUNTING
PARTS NOT INCLUDED WITH SUB-ASSEMBLIES		
28	3550	WASHER-SHIELD MTG
29	36844	SCREW-SHIELD MTG
30	38350	SCREW-BRACKET MTG
32	38354	SCREW-COVER MTG
33	104708	PIN-CASTING LOCATING
34	355554	NUT-CASTING MTG
35	355413	RING-GREASE PIN
36	355419	CUP-GREASE
37	355553	LOCKWASHER-CASTING MTG
38	355555	SEAL-TOP BEARING
39	355576	DISK-ARRAY
40	356074	SHIM-LOCATING
42	358609	RING-MAGNETIC HEAD
43	358634	RING-DISK CLAMPING
44	358694	SCREW-RING MTG
45	358695	SCREW-RING MTG
46	358734	WASHER-HEAD MTG
47	359650	SHIELD-DISK ARRAY
48	359667	SHIELD-DISK ARRAY
49	359935	BRACKET-PLUG MTG
50	2102066	SCREW-HEAD MTG
52	2103443	SHIELD-DISK ARRAY
53	2103563	SCREW-RING MOUNTING
54	104707	PIN-SHIELD LOCATING - TOP
55	122856	PIN-SHIELD LOCATING - BOTTOM
56	2101123	RECEPTACLE-CABLE

*NOT RECOMMENDED FOR NORMAL FIELD REPLACEMENT
CHECK NEXT LARGER ASSEMBLY

LOWER DISK ARRAY DRIVE UNIT ASMS

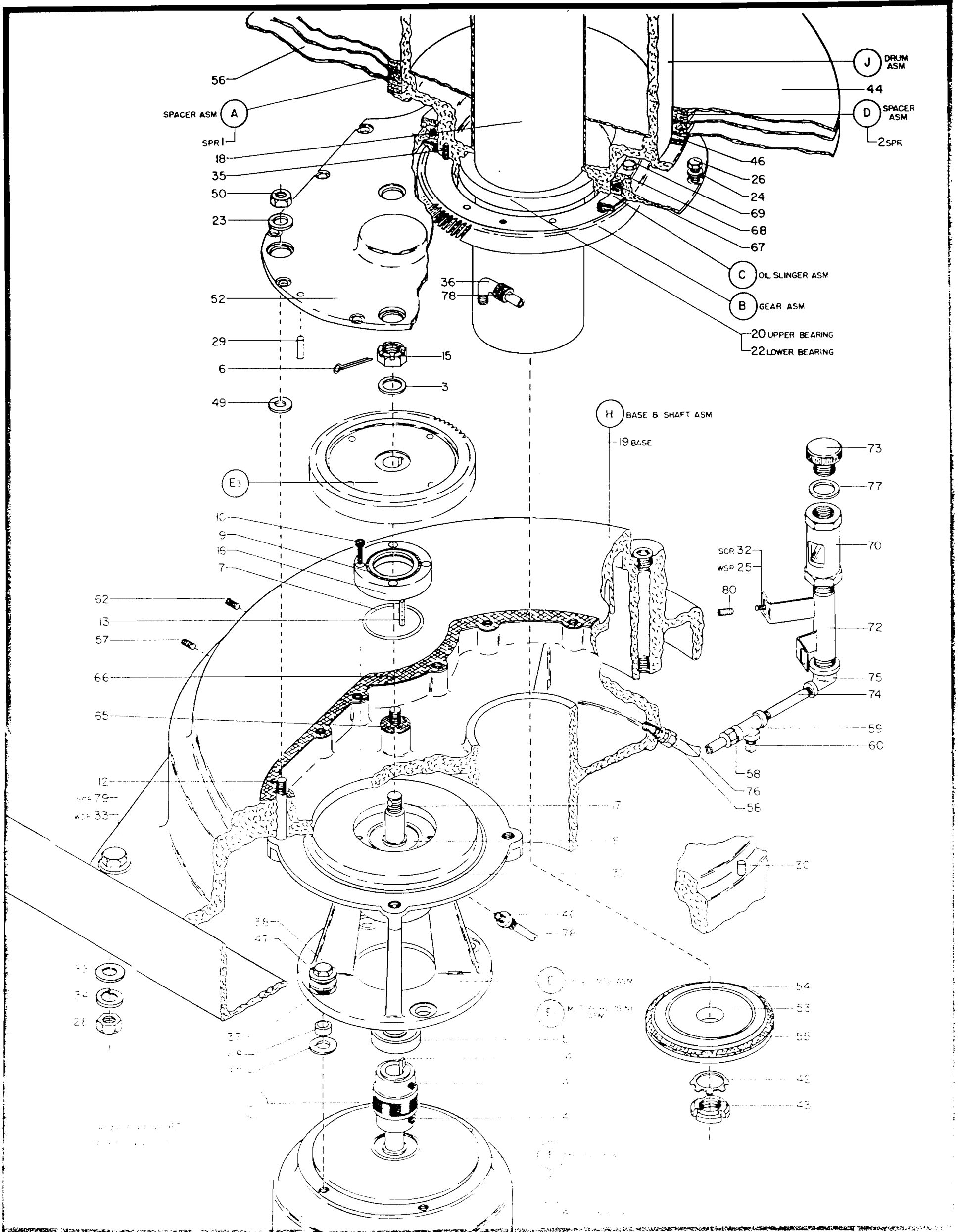


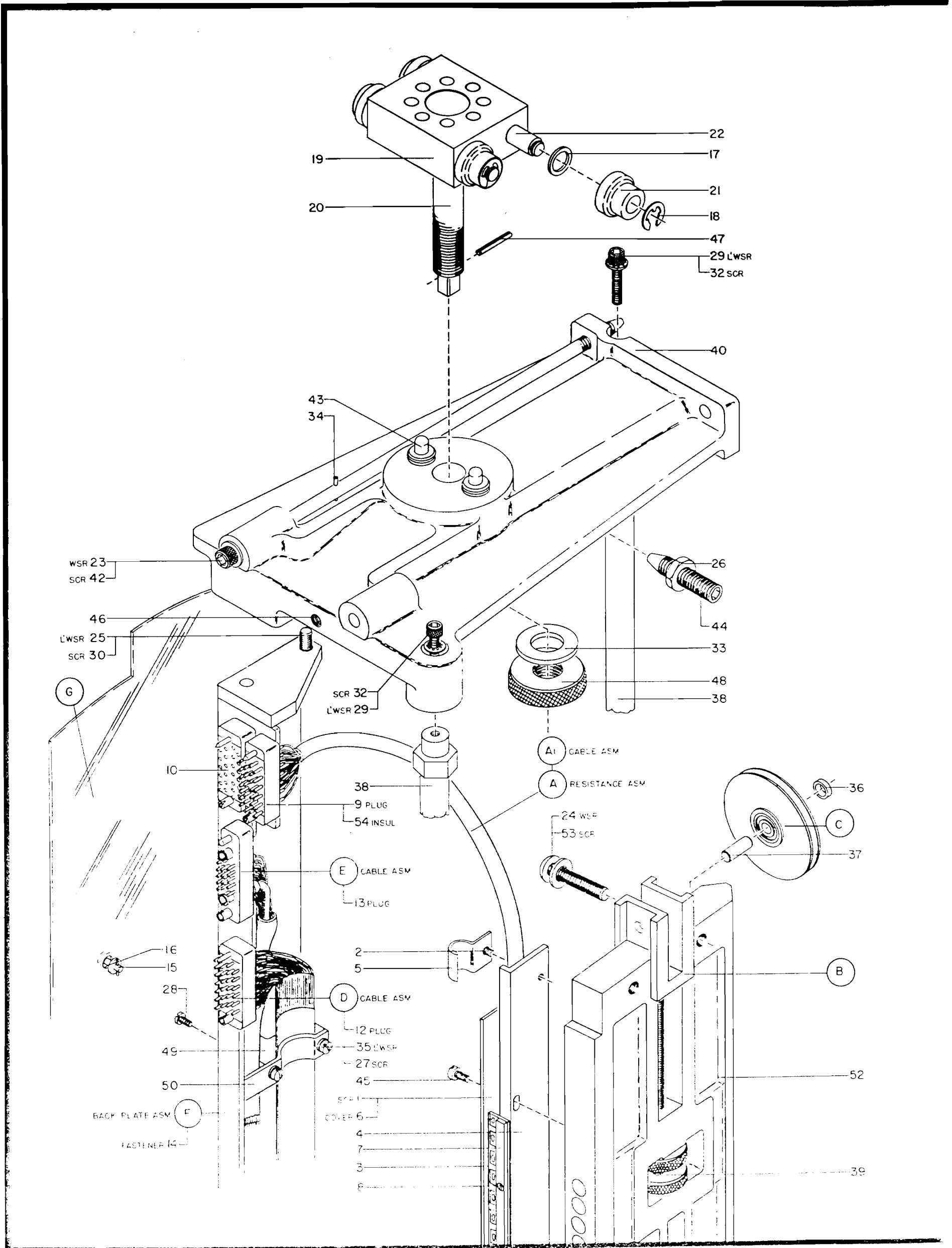
FIG 380-4

REF. NO.	PART NO.	PART NAME
A	358061	RESISTANCE ASM-DISK
1	355224	SCREW-COVER MTG
2	357477	SCREW-CLAMP MTG
*3	358680	POTENTIOMETER-DISK
4	358681	BRACKET-POTENTIOMETER
5	358683	CLAMP-CABLE
6	358684	COVER-POTENTIOMETER
7	359506	SUPPORT-POTENTIOMETER
8	359515	SCREW-SUPPORT MTG
*A1	358682	CABLE ASM-POTENTIOMETER
9	2102055	PLUG-CABLE
10	2102058	RECEPTACLE-CABLE
B	358059	CLEVIS ASM-PULLEY
C	2102152	PULLEY ASM-CABLE
D	2101489	CABLE ASM-ELEVATOR
12	2102055	PLUG-CABLE
E	358816	CABLE ASM-SERVICE
13	358846	PLUG-CABLE
F	2111114	PLATE ASM-BACK
14	358667	FASTENER-CAMLOC
G	2109569	SHIELD ASM-ACCESS
15	358666	CAMLOC-SHIELD
16	2100871	WASHER-CAMLOC
PARTS NOT INCLUDED WITH SUB-ASSEMBLIES		
17	307679	SPACER-ROLLER MTG
18	332747	CLIP-ROLLER MTG SPRING
19	358044	BODY-TROLLEY
20	358045	BOLT-PIVOT
21	358046	ROLLER-TROLLEY

REF. NO.	PART NO.	PART NAME
22	358047	SHAFT-ROLLER
23	3550	WASHER-ACCESS MTG
24	3550	WASHER-WAY MTG
25	6935	LOCKWASHER-BACK PLATE MTG
26	8163	NUT-WAY ADJUSTING
27	38264	SCREW-BRACKET MTG
28	52522	SCREW-CLAMP MTG
29	56121	LOCKWASHER-TIE ROD MTG
30	169733	SCREW-BACK PLATE MTG
32	129654	SCREW-TIE ROD MTG
33	135195	WASHER-TROLLEY
34	257494	PIN-SCREW RETAINING
35	257984	LOCKWASHER-BRACKET MTG
36	355151	SPACER-PULLEY
37	355152	SHAFT-PULLEY
38	358048	ROD-TIE
39	358060	NUT-PULLEY ADJUSTING
40	358141	PLATE-ACCESS TOP
42	358180	SCREW-ACCESS MTG
43	358625	PLUNGER-SPRING
44	358627	SCREW-WAY ADJUSTING
45	358710	SCREW-RESISTANCE MTG
46	358755	INSERT-SCREW
47	1109824	PIN-TROLLEY SCREW
48	2101748	NUT-TROLLEY SCREW
49	2103175	CLAMP-ELEVATOR CABLE
50	2103177	BRACKET-CABLE CLAMP
52	2103638	WAY-ACCESS
53	120357	SCREW-WAY MOUNTING
54	2109782	INSULATION-PLUG

*NOT RECOMMENDED FOR NORMAL FIELD REPLACEMENT
CHECK NEXT LARGER ASSEMBLY

TROLLEY & BACK PLATE ASMS



PRINTED IN USA

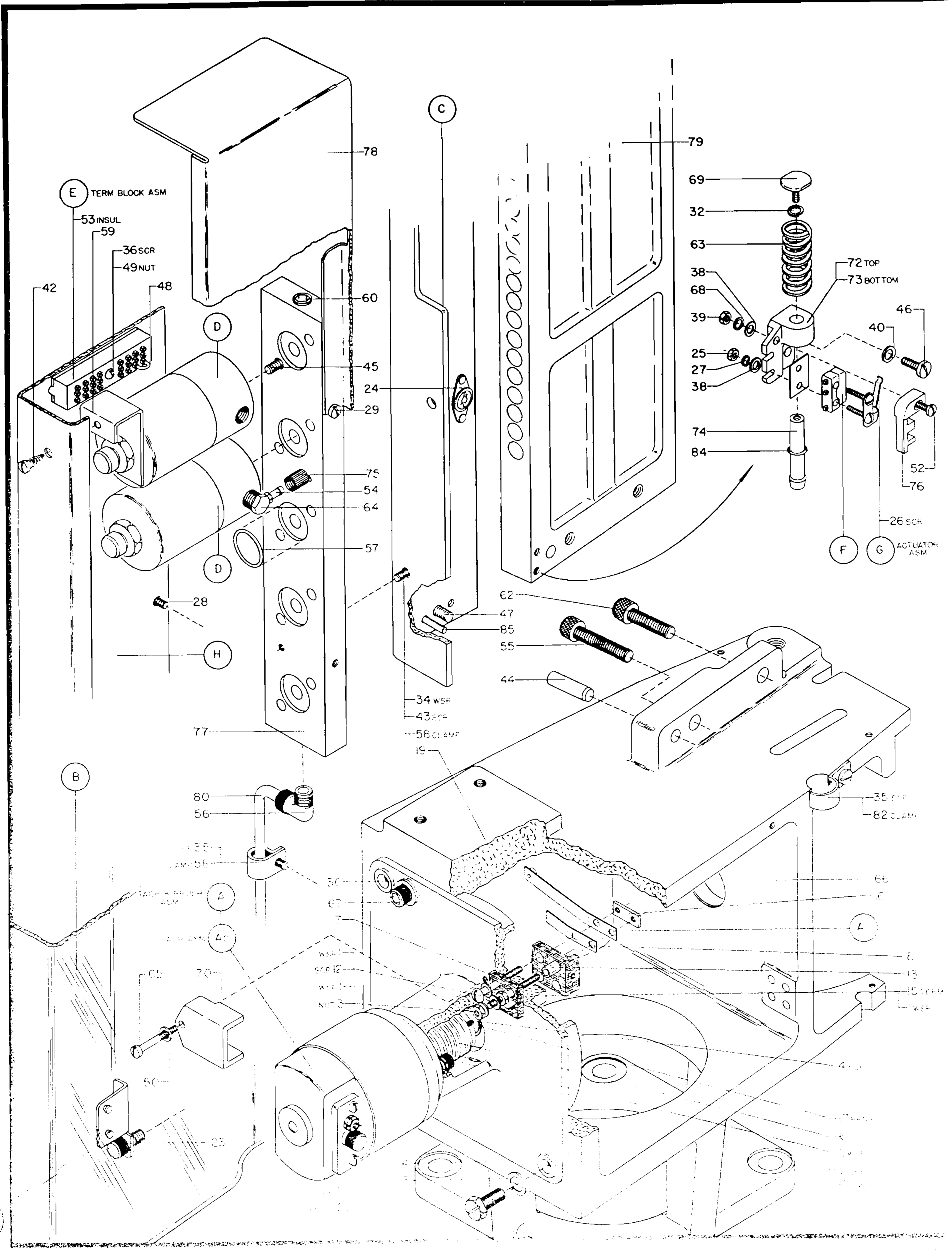
DATE 1 FEB 4 1956

FIG 350-5

REF. NO.	PART NO.	PART NAME
A	358006	TACHOMETER ASM-ACCESS
1	9660	WASHER-TERMINAL
2	22478	WASHER-TACHOMETER MTG
3	37913	NUT-TERMINAL
4	257957	SCREW-MOUNTING
6	355123	COUPLING-TACHOMETER
7	355334	BLOCK-INSULATING
8	355336	STIFFENER-BRUSH
9	355398	SCREW-TACHOMETER MTG
10	355400	LOCKWASHER-TACHOMETER MTG
12	356170	SCREW-MOUNTING
13	357409	INSULATION-SCREW
14	358038	FLANGE-BACK
15	359594	TERMINAL-BRUSH
16	359595	NUT-BRUSH MTG
17	458612	BEARING-CLUTCH SHAFT
19	2103046	BLOCK-BRUSH MTG
A1	355337	BRUSH ASM-CLUTCH
A2	355397	TACHOMETER ASM
20	2102010	CAP-TACHOMETER BRUSH
22	2102011	BRUSH-TACHOMETER
B	359873	SHIELD ASM-ACCESS BACK
23	359850	SCREW-THUMB
C	2111114	PLATE ASM-BACK
24	358667	RECEPTACLE-CAMLOC
D	358669	VALVE ASM-AIR SOLENOID
E	302090	BLOCK ASM-TERMINAL
F	355343	SWITCH ASM-CRASH MICRO
G	355504	ACTUATOR ASM-SWITCH
25	47987	NUT-ACTUATOR MTG
26	52618	SCREW-ACTUATOR MTG
27	263217	LOCKWASHER-ACTUATOR MTG
H	2103540	MUFFLER ASM-SOLENOID
PARTS NOT INCLUDED WITH SUB-ASSEMBLIES		
28	337	SCREW-MUFFLER MTG
29	337	SCREW-COVER MTG
30	3550	WASHER-ACCESS MTG
32	6364	LOCKWASHER-HEAD MTG
33	6935	LOCKWASHER-MOUNTING
34	22478	WASHER-CLAMP MTG
35	34512	SCREW-CLAMP MTG
36	38266	SCREW-TERMINAL BLOCK MTG

REF. NO.	PART NO.	PART NAME
37	38686	SCREW-TACHOMETER ASM MTG
38	45624	WASHER-MOUNTING
39	47987	NUT-COVER MTG
40	60646	LOCKWASHER-HOUSING MTG
42	70078	SCREW-BRACKET MTG
43	104613	SCREW-MANIFOLD MTG
44	104708	DOWEL-WAY POSITIONING
45	104763	SCREW-VALVE MTG
46	120326	SCREW-HOUSING MTG
47	317464	SCREW-BACK PLATE MTG
48	205330	JUMPER- 3/16 BRASS
49	257186	NUT-BLOCK MTG
50	257985	WASHER-COVER MTG
52	259045	SCREW-COVER MTG
53	302131	INSULATION-TERMINAL BLOCK
54	355193	NIPPLE-HOSE
55	120357	SCREW-WAY MTG
56	355316	ELBOW-PIPE
57	355393	GROMMET-RUBBER
58	356742	CLAMP-CABLE
59	357369	BRACKET-MUFFLER
60	357411	PLUG-MANIFOLD
62	124987	SCREW-WAY MTG
63	357822	SPRING-CARRIAGE STOP
64	357972	PLUG-VALVE NIPPLE
65	358070	SCREW-COVER MTG
66	358140	HOUSING-BOTTOM
67	358180	SCREW-ACCESS MTG
68	358509	LOCKWASHER-COVER MTG
69	358553	HEAD-STOP SWITCH
70	358679	COVER-BRUSH TERMINAL
72	358686	HOUSING-TOP CARR STOP
73	358687	HOUSING-BOTTOM CARR STOP
74	358690	SHAFT-STOP SW ACTUATING
75	2100843	NUT-TUBING
76	2101915	COVER-SWITCH TERMINAL
77	2103543	MANIFOLD-VALVE
78	2103568	COVER-VALVE
79	2103638	WAY-CARRIAGE
80	2105014	TUBING (BULK)
82	2109672	CLAMP-CABLE
84	24090	SHIM-TAKE UP
85	10307	PIN-BACK PLATE LOCATING

SOLENOIDS, TACHOMETER & WAY ASMS



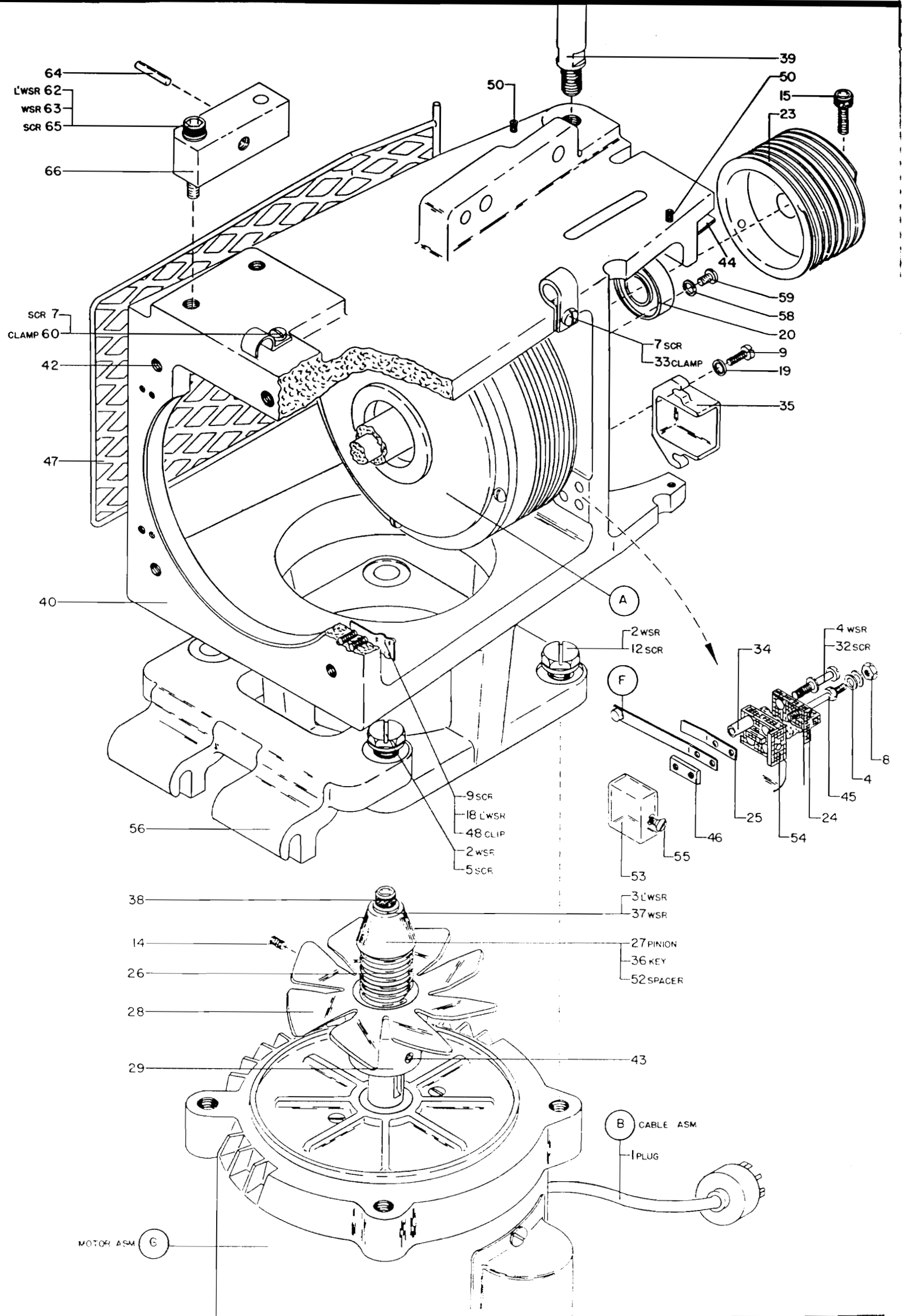
REF. NO.	PART NO.	PART NAME
A	2109168	CLUTCH ASM-ACCESS
B	2111139	CABLE ASM-MOTOR
1	2111142	PLUG-CABLE
F	355337	BRUSH ASM-CLUTCH
G	355574	MOTOR ASM-ACCESS DRIVE

PARTS NOT INCLUDED WITH SUB-ASSEMBLIES

2	453	WASHER-MOTOR MTG
3	6364	LOCKWASHER-PINION MTG
4	9660	WASHER-TERMINAL
5	10305	SCREW-MOTOR MTG
7	34512	SCREW-CLAMP MTG
8	37913	NUT-BRUSH TERMINAL
9	38264	SCREW-MOUNTING
12	37935	SCREW-MOTOR MOUNTING
14	83417	SCREW-FAN MTG SET
15	104613	SCREW-CAPSTAN MTG
18	257984	LOCKWASHER-CLIP MTG
19	257985	WASHER-COVER MTG
20	320913	BEARING-CLUTCH
23	355118	CAPSTAN-CLUTCH
24	355334	BLOCK-INSULATING
25	355336	STIFFENER-BRUSH ASM
26	355425	SPRING-PINION
27	355428	PINION-CLUTCH DRIVE
28	355431	FAN-ACCESS MOTOR
29	356029	MOUNT-CLUTCH FAN
32	356170	SCREW-MOUNTING
33	356742	CLAMP-CABLE

REF. NO.	PART NO.	PART NAME
34	357409	INSULATION-SCREW
35	357413	COVER-TERMINAL
36	357814	KEY-PINION
37	357926	WASHER-PINION MTG
38	357927	SCREW-PINION MTG
39	358048	ROD-TIE
40	358140	HOUSING-BOTTOM ACCESS
42	358755	INSERT-SCREW
43	359010	SCREW-MOUNT SET
44	359498	SHIM-ACCESS MTG
45	359594	TERMINAL-BRUSH
46	359595	NUT-BRUSH MTG
47	359855	GUARD-CLUTCH
48	359912	CLIP-GUARD MTG
50	2101924	SCREW-GUARD MTG SET
52	2102059	SPACER-PINION
53	2103042	COVER-BRUSH TERMINAL
54	2103046	BLOCK-BRUSH MTG
55	2103056	SCREW-COVER MTG
56	2103530	BRACKET-TILT MECHANISM
58	257985	WASHER-BEARING MTG
59	338238	SCREW-BEARING MTG
60	2103546	CLAMP-CABLE
62	6935	LOCKWASHER-BLOCK MTG
63	3550	WASHER-BLOCK MTG
64	10307	PIN-PLATE LOCATING
65	120357	SCREW-BLOCK MTG
66	2111116	BLOCK PLATE MTG

CLUTCH & DRIVE MOTOR ASMS



PRINTED
IN
USA

DATE: FEB 4, 1956

FIG 350-7

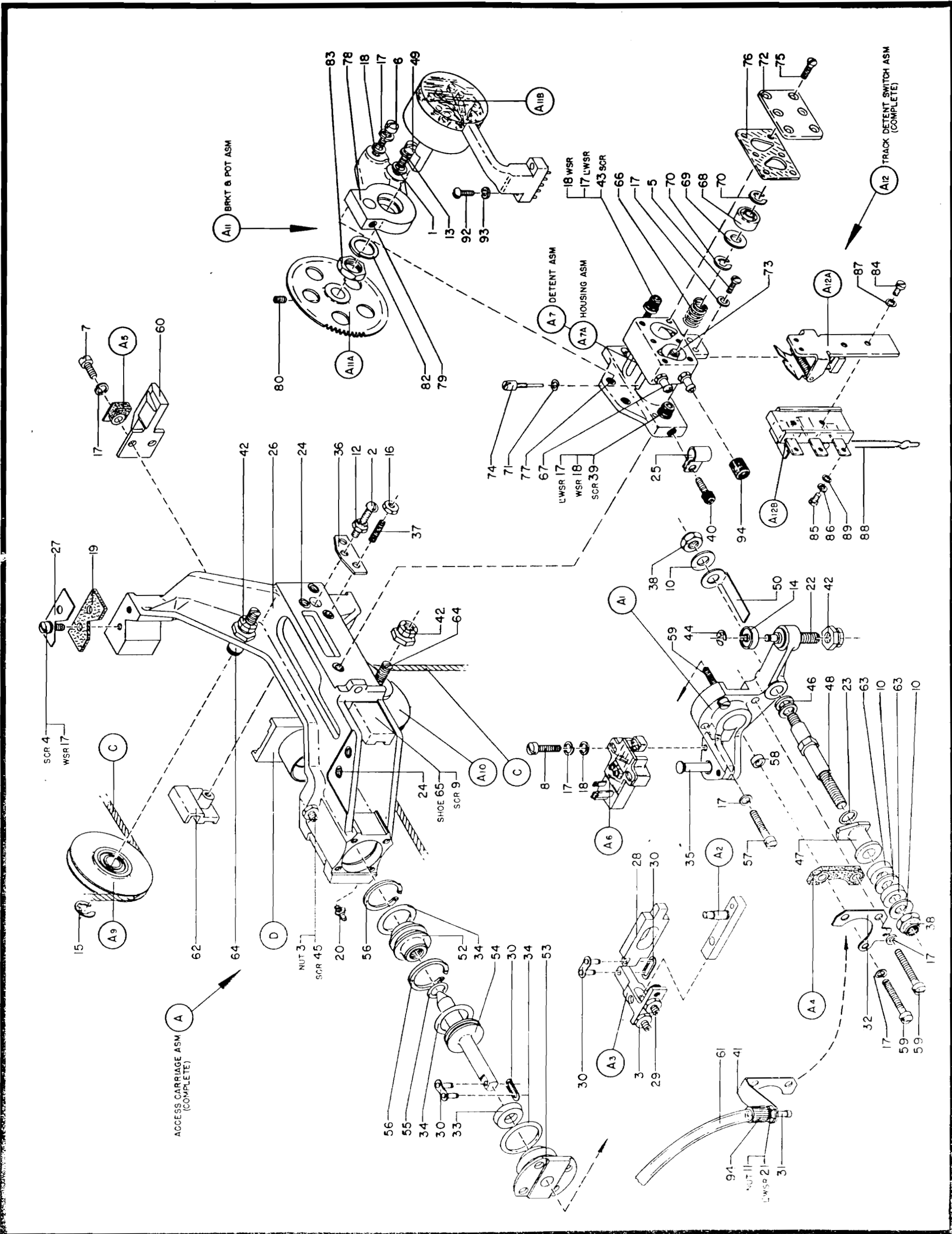
PAGE

REF. NO.	PART NO.	PART NAME	REF. NO.	PART NO.	PART NAME	REF. NO.	PART NO.	PART NAME
A	359623	CARRIAGE ASM-ACCESS	38	358670	NUT-LOCKING	70	1095160	CLIP-PACKING RET SPRING
1	1866	WASHER-BRACKET MTG	39	358673	SCREW-DETENT LOCKING	71	219549	LOCKWASHER
2	21636	SCREW-SHOE MOUNTING	40	358674	SCREW-SPRING MTG	72	2103596	COVER-PISTON
3	37913	NUT-ADJUSTING	41	2102201	BRACKET-HOSE	*73	2103611	PISTON-DETENT
4	38262	SCREW-WIPER MTG	42	358829	NUT-STUD MOUNTING	74	2111146	PIN-SWITCH OPERATING
5	38262	SCREW-SWITCH MTG	43	359566	SCREW-DETENT MTG	75	2103664	SCREW-COVER MTG
6	38263	SCREW-BRACKET MTG	44	1073418	CLIP-BRNG RET SPRING	76	2103751	GASKET-COVER
7	38265	SCREW-SPREADER MTG	45	2100626	SCREW-SHOE ADJ SET	*A7A	2103606	HOUSING ASM-TRACK DETENT
8	52523	SCREW-SWITCH MTG	46	2101943	SHIM-CRASH STOP	77	357489	INSERT-SCREW
9	38710	SCREW-SHOE MTG	47	2101944	LATCH-CRASH STOP	A9	2103715	PULLEY ASM-UPPER
10	45690	WASHER-MOUNTING	48	2101945	STUD-CRASH STOP	A10	2103716	PULLEY ASM-LOWER
11	6503	NUT-MOUNTING	49	2103044	SCREW-BRACKET MTG	A11	2109176	POTENTIOMETER ASM-BRKT &
12	47987	NUT-LOCKING	50	2103257	SPRING-LATCH	78	358027	BRACKET-POTENTIOMETER
13	163899	LOCKWASHER-BRACKET MTG	52	2103513	BUSHING-GUIDE	79	358028	SCREW-ADJUSTING
14	225574	ROLLER-ARM	53	2103514	BUSHING-GUIDE	80	358660	SCREW-GEAR MTG
15	236524	CLIP-PULLEY RETAINING SPR	54	2103515	PISTON-DETENT	A11A	358029	GEAR ASM-ARM DRIVE
16	257186	NUT-SHOE ADJUSTING	55	2103523	GASKET-RUBBER	A11B	2109175	POTENTIOMETER ASM-CABLE &
17	257984	LOCKWASHER-MTG	56	2103525	CLIP-BUSHING RET SPR	82	10309	LOCKWASHER-MTG
18	257985	WASHER-MOUNTING	57	2103526	SCREW-BRKT MTG	83	52923	NUT-MOUNTING
19	355184	WIPER-FRONT SHOE	58	358084	SPACER-PLATE MTG	A12	2104004	SWITCH ASM-TRACK DETENT
20	355193	NIPPLE-AIR	59	438546	SCREW-BRACKET MTG	84	1856	SCREW-CONTACT MTG
21	60646	LOCKWASHER-NIPPLE MTG	60	2103613	SPREADER-ARM	85	1856	SCREW-TERMINAL
22	355255	STUD-ECC ROLLER ADJ	61	2105013	TUBING (BULK)	86	219549	LOCKWASHER-TERMINAL
23	355392	GASKET-RUBBER	62	2103626	SHOE-ARM GUIDE	87	219549	LOCKWASHER-CONTACT MTG
24	357489	INSERT-SCREW	63	2103677	WASHER-RUBBER	88	251090	CONTACT-SPRING
25	357497	SPRING-TRACK DETENT	64	2103685	SHAFT-PULLEY	89	263217	WASHER-TERMINAL
*26	358039	FRAME-CARRIAGE	65	2103718	SHOE-ARM	A12A	2104005	BRKT ASM-ACTUATOR AND
27	358040	BRACKET-WIPER	A1	358065	BRACKET ASM-INTERLOCK	A12B	2104162	CONTACT ASM-TRACK DETENT
28	358069	SLIDER-INTERLOCK	A2	358072	ARM ASM-INTERLOCK	C	359264	CABLE ASM-DRIVE (PAIR)
29	358078	SCREW-ADJUSTING SET	A3	358075	ARM ASM-ADJUSTING	D	2103532	SHOE ASM-DETENT
30	358079	LINK-CONNECTING	A4	358082	WIPER ASM			
31	2111130	NIPPLE-AIR HOSE	A5	358092	WIPER ASM			
32	2109739	BRACKET-WIPER	A6	2103384	SWITCH ASM			
33	358086	PACKING-DETENT	A7	2103609	DETENT ASM-TRACK			
34	358088	GASKET-RUBBER	66	355192	SPRING-PISTON			
35	358089	PIN-BRACKET	67	355193	NIPPLE-AIR			
36	358123	PLATE-ARM GUIDE	68	358034	PACKING			
37	358124	SCREW-SHOE ADJ SET	69	358178	WASHER			

*NOT RECOMMENDED FOR NORMAL FIELD REPLACEMENT
CHECK NEXT LARGER ASSEMBLY

PARTS NOT INCLUDED WITH SUB-ASSEMBLIES
92 52597 SCREW-POTENTIOMETER MTG
93 355220 WASHER-POTENTIOMETER MTG
94 2100843 NUT-TUBING RETAINING

ACCESS CARRIAGE ASM



PRINTED
IN
USA

DATE: FEB. 4, 1958

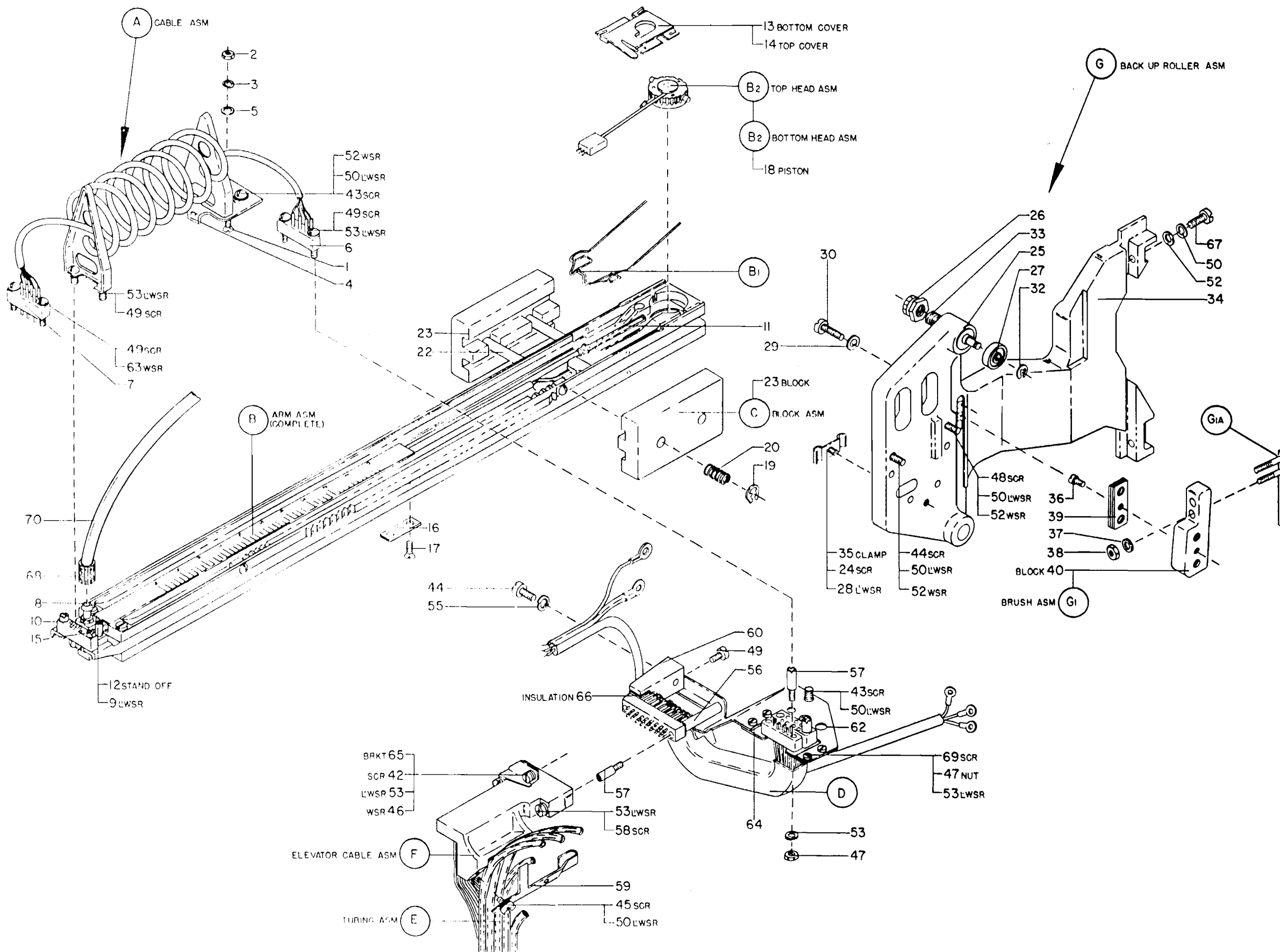
FIG 350-8

REF. NO.	PART NO.	PART NAME	REF. NO.	PART NO.	PART NAME	REF. NO.	PART NO.	PART NAME
A	2111231	CABLE ASM-CARRIAGE TO ARM	22	2102076	PIN-BLOCK	43	38261	SCREW-MOUNTING
1	38710	SCREW-INDICATOR MTG	23	2102077	BLOCK-HOLDING	44	38266	SCREW-MOUNTING
2	47987	NUT-INDICATOR MTG	D	2111197	CABLE ASM-JUMPER	45	38565	SCREW-CLAMP MTG
3	355220	LOCKWASHER-INDICATOR MTG	E	358022	TUBING ASM-AIR	46	45624	WASHER-CABLE MTG
4	2103283	INDICATOR-DISK TRACK	F	2101489	CABLE ASM-ELEVATOR	47	47987	NUT-CABLE MTG
5	2104116	WASHER-INDICATOR MTG	G	2103701	ROLLER ASM-CARR BACK UP	48	52359	SCREW-BACK PLATE MTG
6	2101109	RECEPTACLE-CABLE	24	38263	SCREW-CLAMP MTG	49	52597	SCREW-MOUNTING
7	2101110	PLUG-CABLE	25	3550	WASHER-STUD	50	257984	LOCKWASHER-MOUNTING
B	2103642	ARM ASM-ACCESS	26	36109	NUT-STUD LOCKING	52	257985	WASHER-MOUNTING
8	355193	NIPPLE-AIR	27	225574	ROLLER-RAIL	53	355220	LOCKWASHER-MOUNTING
9	355220	LOCKWASHER-STANDOFF MTG	28	257984	LOCKWASHER-CLAMP MTG	55	355355	LOCKWASHER-BLOCK MOUNTING
10	2101109	RECEPTACLE-CABLE	29	257984	LOCKWASHER-BRUSH MTG	56	359524	SPACER-CABLE
11	2103556	TUBING-HEAD - 2 INCH	30	52359	SCREW-BRUSH MTG	57	2101114	STANDOFF-CABLE MTG
12	2103284	STANDOFF-CABLE MTG	32	1073418	CLIP-ROLLER MTG SPRING	58	2101601	SCREW-CABLE MTG
13	2103590	COVER-BOTTOM HEAD	33	2103678	STUD-ECC ROLLER	59	2103519	CLAMP-TUBE
14	2103591	COVER-TOP HEAD	34	2103688	PLATE-BACK UP	60	2103681	BLOCK-SPACER
15	2101114	STANDOFF-RECEPTACLE	35	2103735	CLAMP-CABLE	62	2103682	BRACKET-ELEVATOR CABLE
16	358162	STOP-CRASH	G1	2103706	BRUSH ASM-POTENTIOMETER	63	2104116	WASHER-CABLE MOUNTING
17	358172	SCREW-STOP MTG	36	203	SCREW-SHIM MTG	64	2109671	PLATE-CABLE MOUNTING
B1	358730	SPRING ASM-HEAD LIFTER	37	129055	WASHER-BRUSH MTG	65	2109738	BRACKET-CABLE MOUNTING
B2	2103570	HEAD ASM-BOTTOM ARM	38	359889	NUT-BRUSH MTG	66	2109755	INSULATION-CABLE
B2	2103582	HEAD ASM-TOP ARM	39	2103646	SHIM-BLOCK MTG	67	38265	SCREW-BACK PLATE MTG
18	2103565	PISTON-HEAD	40	2103705	BLOCK-BRUSH MTG	68	2100843	NUT-TUBE CLAMPING
C	2102078	BLOCK ASM-ARM HOLDING	G1A	359875	BRUSH ASM-POTENTIOMETER	69	186399	SCREW-PLATE MTG
19	147297	CLIP-SPRING	PARTS NOT INCLUDED WITH SUB-ASSEMBLIES			70	2105013	TUBING - BULK - 36"
20	226732	SPRING-TENSION	42	1856	SCREW-MOUNTING			



DATE FEB. 4, 1958

FIG 350-9



ARM & CARRIAGE CABLE ASMS

U.S. AIR FORCE
PRINTING

DATE FEB 4 1958

FIG 350-10

Part Number	Part Type	Tube Type	Tube Number
111224	AM 302A	6211	252551
158117	AM 301	6211	252551
158118	AM 305	6350	252550
158119	AM 306	5965	317261
158120	AM 307	5965	317261
158121	AM 308	5965	317261
158122	AM 311	6350	252550
158123	AM 313	6211	252551
111119	AM 318A	6211	252551
111120	AM 319	6211	252551
111121	AM 320	6350	252550
111122	AM 321A	6211	252551
111123	AM 322	6211	252551
111124	AM 323	6197	334913
111125	AM 324	6211	252551
111126	AM 325	6211	252551
158127	CF 303	6350	252550
158128	CF 305	6211	252551
158129	CF 311	6350	252550
111121	CF 316A	6211	252551
109165	CF 319	6350	252550
158130	C.L. 301	5965	317261
111222	DE 302A	6211	252551
158131	IN 306	6211	252551
158132	IN 309	6211	252551
158138	TR 310	6211	252551

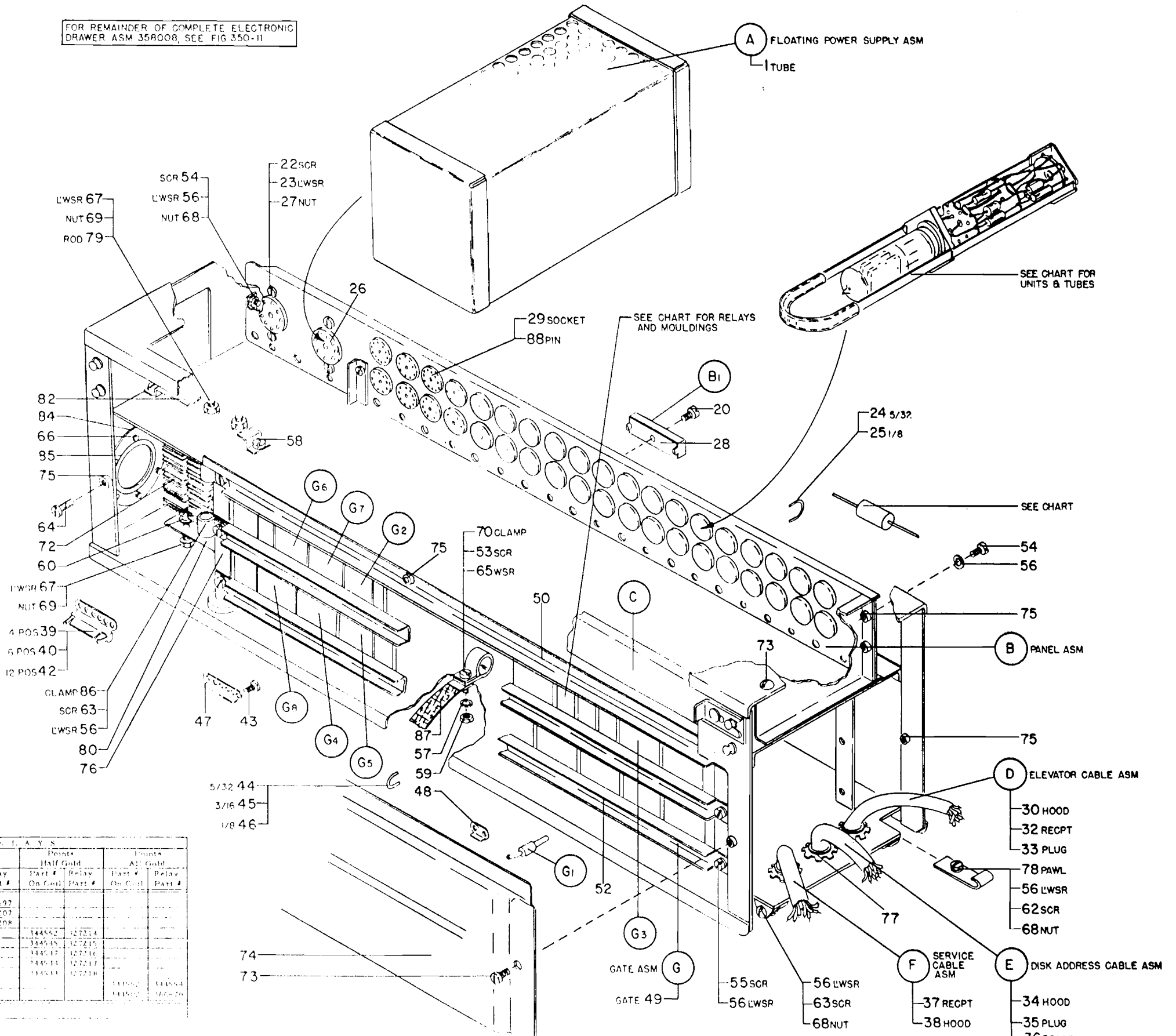
Part Number	Rating
117103	47 Ohm - 5W
117105	130 Ohm - 5W
120105	470 Ohm - 2W
122425	400 Ohm - 10W
117014	680 Ohm - 5W
117016	820 Ohm - 5W
106611	1K - 25W
117017	1K - 2W
117018	2K - 5W
117019	2K - 5W
117020	3K - 2W
117021	10K - 25W
117022	10K - 2W
117023	10K - 5W
117024	10K - 5W
117025	1Meg - 5A

Part Number	Rating
100121	10 MED - 500 VDC
100122	20 MED - 150 VDC
100123	10 MED - 100 VDC
100124	5 MED - 100 VDC
100125	10 MED - 250 VDC
100126	10 MED - 250 VDC
100127	10 MED - 250 VDC
100128	10 MED - 250 VDC
100129	10 MED - 250 VDC
100130	10 MED - 250 VDC
100131	10 MED - 250 VDC
100132	10 MED - 250 VDC
100133	10 MED - 250 VDC
100134	10 MED - 250 VDC
100135	10 MED - 250 VDC
100136	10 MED - 250 VDC
100137	10 MED - 250 VDC
100138	10 MED - 250 VDC
100139	10 MED - 250 VDC
100140	10 MED - 250 VDC
100141	10 MED - 250 VDC
100142	10 MED - 250 VDC
100143	10 MED - 250 VDC
100144	10 MED - 250 VDC
100145	10 MED - 250 VDC
100146	10 MED - 250 VDC
100147	10 MED - 250 VDC
100148	10 MED - 250 VDC
100149	10 MED - 250 VDC
100150	10 MED - 250 VDC

Silver Contacts	Gold Contacts
159941 - 4 Pos	2102514 - 4 Pos
159942 - 6 Pos	2102515 - 6 Pos
159943 - 12 Pos	2102516 - 12 Pos
159944 - 12 Pos	2102517 - 12 Pos
156781	2102568

Relay	No. Positions	Points			
		All Silver		Half Gold	
Part #	Relay Part #	Part # On Coil	Relay Part # On Coil	Part # On Coil	Relay Part # On Coil
19885	196197				
19884	196207				
19887	196208				
144542	127214				
144545	127215				
144547	127216				
144544	127217				
144543	127218				
144546	144546				
144548	144548				

FOR REMAINDER OF COMPLETE ELECTRONIC DRAWER ASM 35R008, SEE FIG 350-11

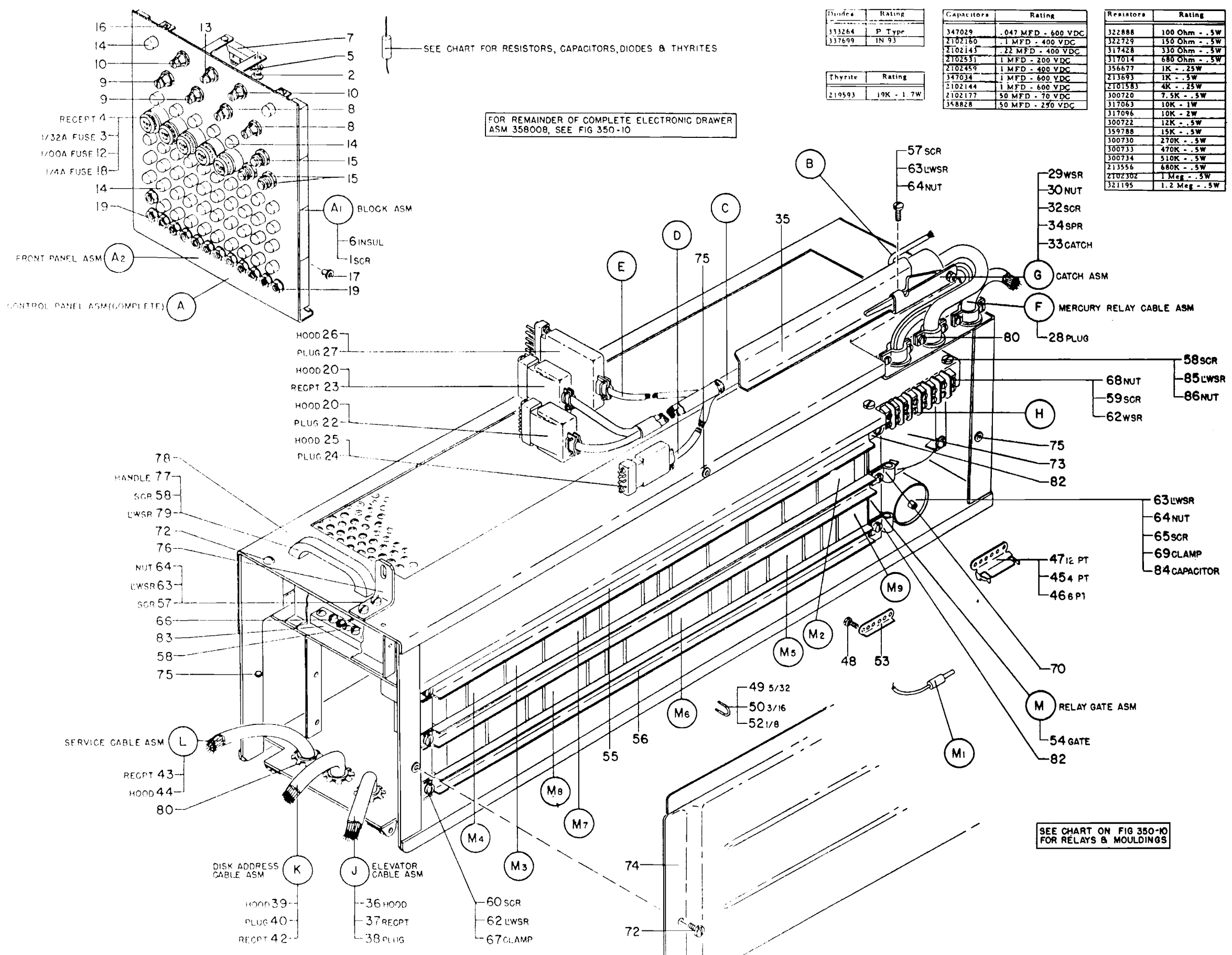


ELECTRONIC DRAWER ASM



DATE FEB 4, 1958

FIG 350-11



SEE CHART FOR RESISTORS, CAPACITORS, DIODES & THYRITES

FOR REMAINDER OF COMPLETE ELECTRONIC DRAWER ASM 358008, SEE FIG 350-10

Diode	Rating
333264	P Type
337699	1N 93

Thyrite	Rating
219593	19K - 1.7W

Capacitors	Rating
347029	.047 MFD - 600 VDC
2102160	.1 MFD - 400 VDC
2102145	.22 MFD - 400 VDC
2102531	1 MFD - 200 VDC
2102459	1 MFD - 400 VDC
347034	1 MFD - 600 VDC
3102144	1 MFD - 600 VDC
2102177	50 MFD - 70 VDC
358828	50 MFD - 250 VDC

Resistors	Rating
322888	100 Ohm - .5W
322729	150 Ohm - .5W
317428	330 Ohm - .5W
317014	680 Ohm - .5W
356677	1K - .25W
213693	1K - .5W
2101583	4K - .25W
300720	7.5K - .5W
317063	10K - 1W
317096	10K - 2W
300722	12K - .5W
359788	15K - .5W
300730	270K - .5W
300733	470K - .5W
300734	510K - .5W
213556	680K - .5W
2102302	1 Meg - .5W
321195	1.2 Meg - .5W

SEE CHART ON FIG 350-10 FOR RELAYS & MOULDINGS

ELECTRONIC DRAWER ASM

REF. NO.	PART NO.	PART NAME
A	2103234	COOLING ASM-DRAWER & REG
1	32042	SCREW-MOUNTING
2	2100557	PLATE-MOUNTING
3	2100560	SPACER-MOUNTING
4	2100970	FLANGE-AIR OUTLET
5	2100971	PLATE-COVER
6	2100972	GASKET-AIR OUTLET
7	2100977	SCREW-FLANGE MTG
8	2103223	WHEEL-BLOWER
9	2103232	SCREW-MOTOR MTG
10	2103483	DUCT-VOLTAGE REGULATOR
A1	2100537	DUCT ASM-AIR

REF. NO.	PART NO.	PART NAME
A2	2103216	HOUSING ASM-BLOWER
*A3	2103233	MOTOR ASM-BLOWER
A3A	355574	MOTOR ASM
A3B	2103222	CABLE ASM-BLOWER MOTOR
12	356094	PLUG-CABLE
B	2101650	DUCT ASM-AIR FILTER
13	70078	SCREW-COVER MTG
14	70898	SCREW-CLAMP MTG
15	2101075	FILTER-DUCT
16	2103241	CLAMP-CABLE

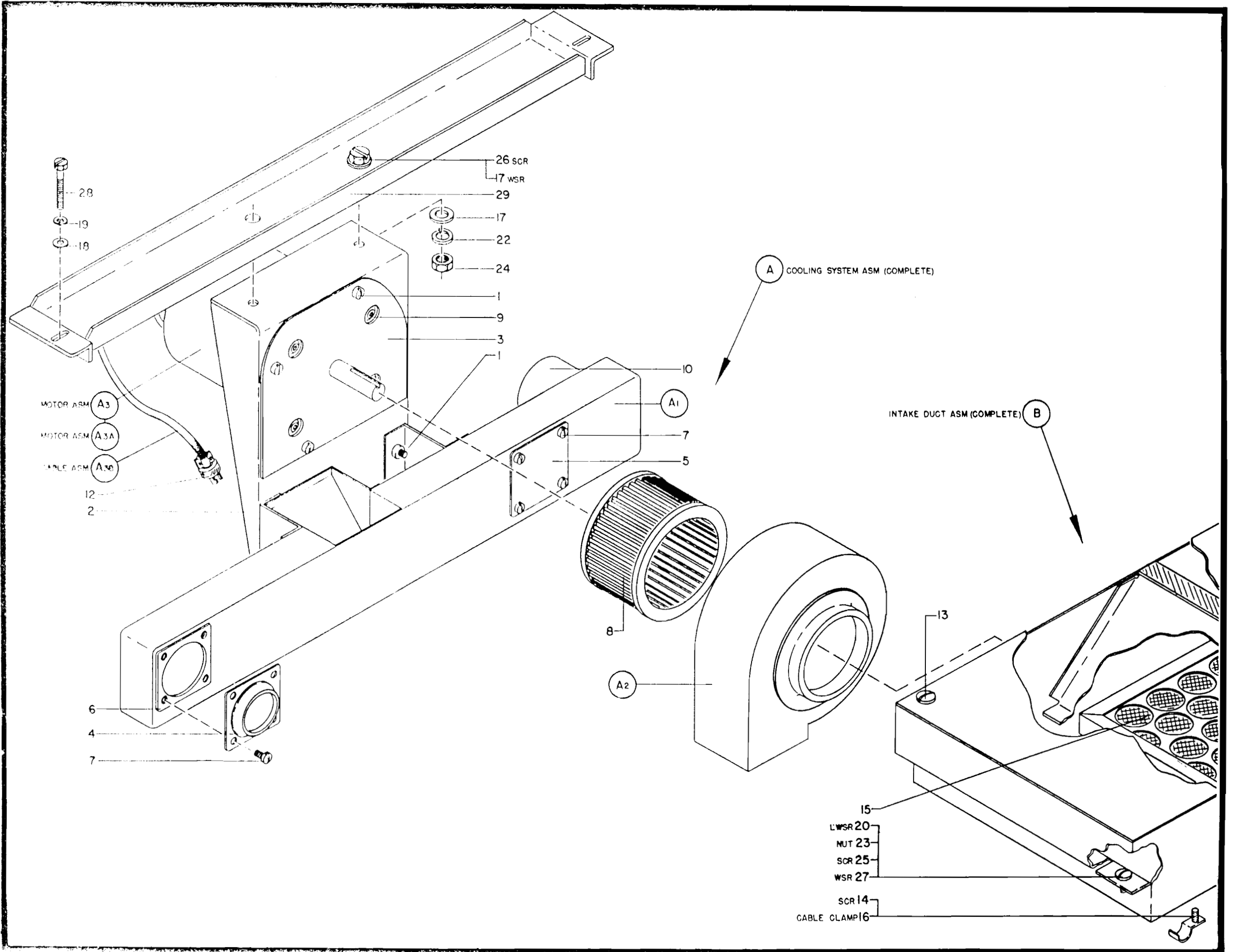
*NOT RECOMMENDED FOR NORMAL FIELD REPLACEMENT
CHECK NEXT LARGER ASSEMBLY

REF. NO.	PART NO.	PART NAME
PARTS NOT INCLUDED WITH SUB-ASSEMBLIES		
17	453	WASHER-COOLING SYSTEM MTG
18	3550	WASHER-MOTOR SUPPORT MTG
19	6935	LOCKWASHER-SUPPORT MTG
20	9092	LOCKWASHER-DUCT MTG
22	10309	LOCKWASHER-COOLING SYST MTG
23	11598	NUT-DUCT MTG
24	22349	NUT-COOLING SYSTEM MTG
25	32042	SCREW-DUCT MTG
26	37935	SCREW-COOLING SYSTEM MTG
27	45690	WASHER-DUCT MTG
28	59649	SCREW-SUPPORT MTG
29	2103225	SUPPORT-COOLING SYSTEM



DATE: FEB 4 1956

FIG 350-12



- 26 SCR
- 17 WSR
- 29
- 17
- 22
- 24
- 1
- 9
- 3
- 1
- 10
- A1
- 7
- 5
- 8
- A2
- 13
- 15
- LWSR 20
- NUT 23
- SCR 25
- WSR 27
- SCR 14
- CABLE CLAMP 16
- 28
- 19
- 18
- 12
- 2
- 6
- 4
- 7

- MOTOR ASM A3
- MOTOR ASM A3A
- FAN ASM A1

A COOLING SYSTEM ASM (COMPLETE)

INTAKE DUCT ASM (COMPLETE) B

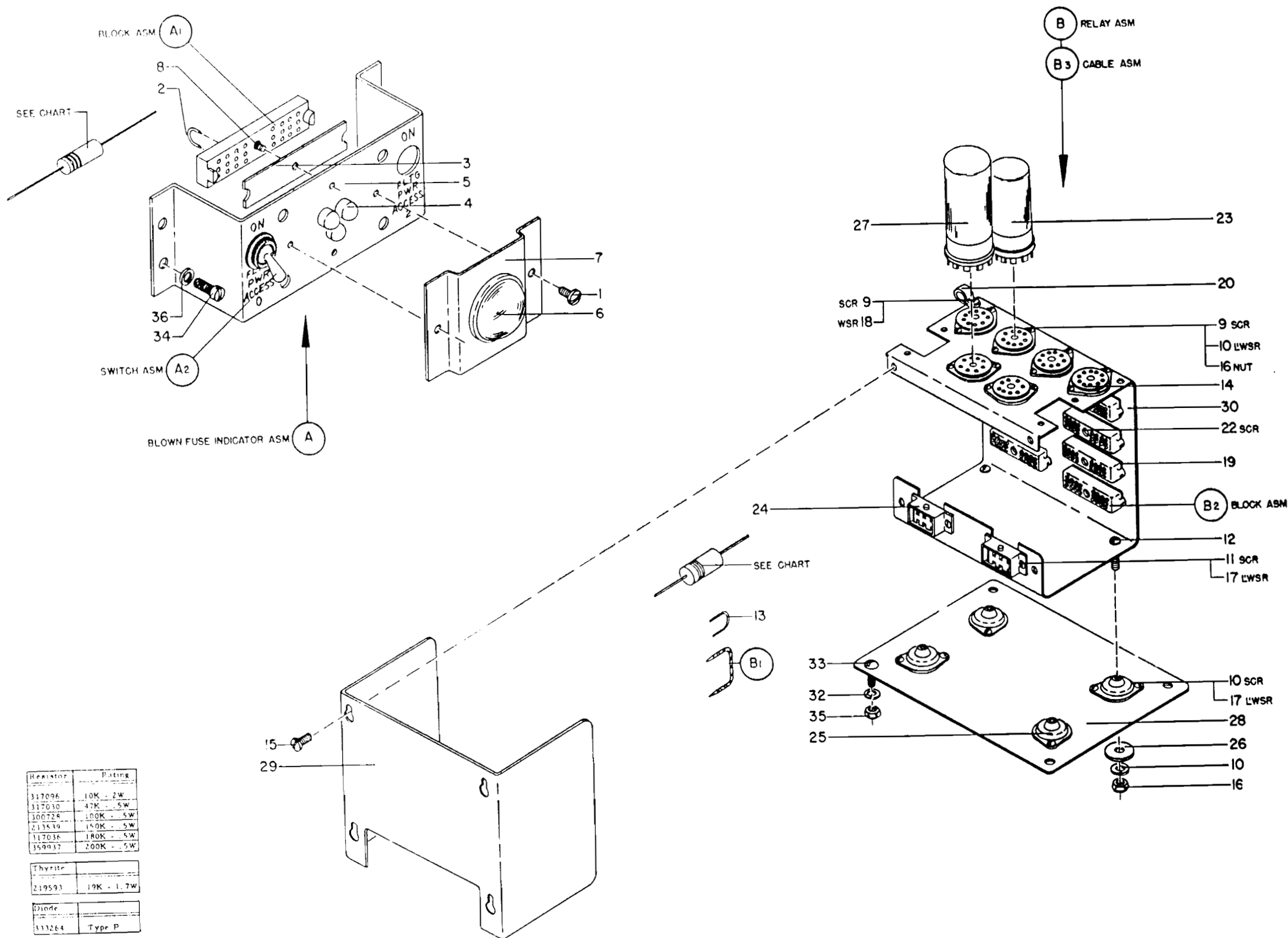
DRAWER COOLING SYSTEM ASM

REF. NO.	PART NO.	PART NAME	REF. NO.	PART NO.	PART NAME	REF. NO.	PART NO.	PART NAME
A	2103307	INDICATOR ASM-BLOWN FUSE	11	38565	SCREW-MOUNTING	26	2103189	WASHER-SNUBBING
1	53042	SCREW-LENS BRKT MTG	12	38577	SCREW-CHASSIS MTG	27	2103288	RELAY-MERCURY WETTED
2	205329	JUMPER-BRASS- 5/32"	13	205329	JUMPER-BRASS- 5/32"	28	2103469	PLATE-CHASSIS MTG
3	302131	INSULATION-TERMINAL BLOCK	14	213507	SOCKET-RELAY	29	2103470	COVER-RELAY
4	358842	BULB-INDICATING	15	251970	SCREW-COVER MTG	30	2103473	CHASSIS-RELAY
5	2103305	BRACKET-INDICATOR	16	257187	NUT-MOUNTING	B1	129243	JUMPER ASM-WIRE
6	2103425	LENS-INDICATOR	17	257984	LOCKWASHER-MOUNTING	B2	302090	BLOCK ASM-TERMINAL
7	2103550	BRACKET-LENS	18	257986	WASHER-CLAMP MTG	B3	2103170	CABLE ASM-CHASSIS
8	236550	SCREW-BLOCK MTG	19	302131	INSULATION-TERMINAL BLOCK	PARTS NOT INCLUDED WITH SUB-ASSEMBLIES		
A1	302090	BLOCK ASM-TERMINAL	20	356742	CLAMP-CABLE	32	6364	LOCKWASHER-RELAY MTG
A2	2103060	SWITCH ASM-ACCESS	22	358710	SCREW-TERM BLOCK MTG	33	38352	SCREW-RELAY MOUNTING
B	2103489	RELAY ASM-MERCURY WETTED	23	2100859	RELAY-MERCURY WETTED	34	52603	SCREW-INDICATOR MTG
9	3834	SCREW-MOUNTING	24	2103127	RECEPTACLE	35	257187	NUT-RELAY MOUNTING
10	6364	LOCKWASHER-MOUNTING	25	2103187	MOUNT-SHOCK	36	257985	WASHER-INDICATOR MTG

PRINTED
IN
USA

DATE: FEB 4, 1976

FIG 350-13



Resistor	Rating
317096	10K - 2W
317010	47K - 5W
100728	100K - 5W
213519	150K - 5W
117036	180K - 5W
350017	200K - 5W

Thyrite	
219593	17K - 1.7W

Diode	
313264	Type P

Capacitor	
112117	680 MMFD - 500 VDC

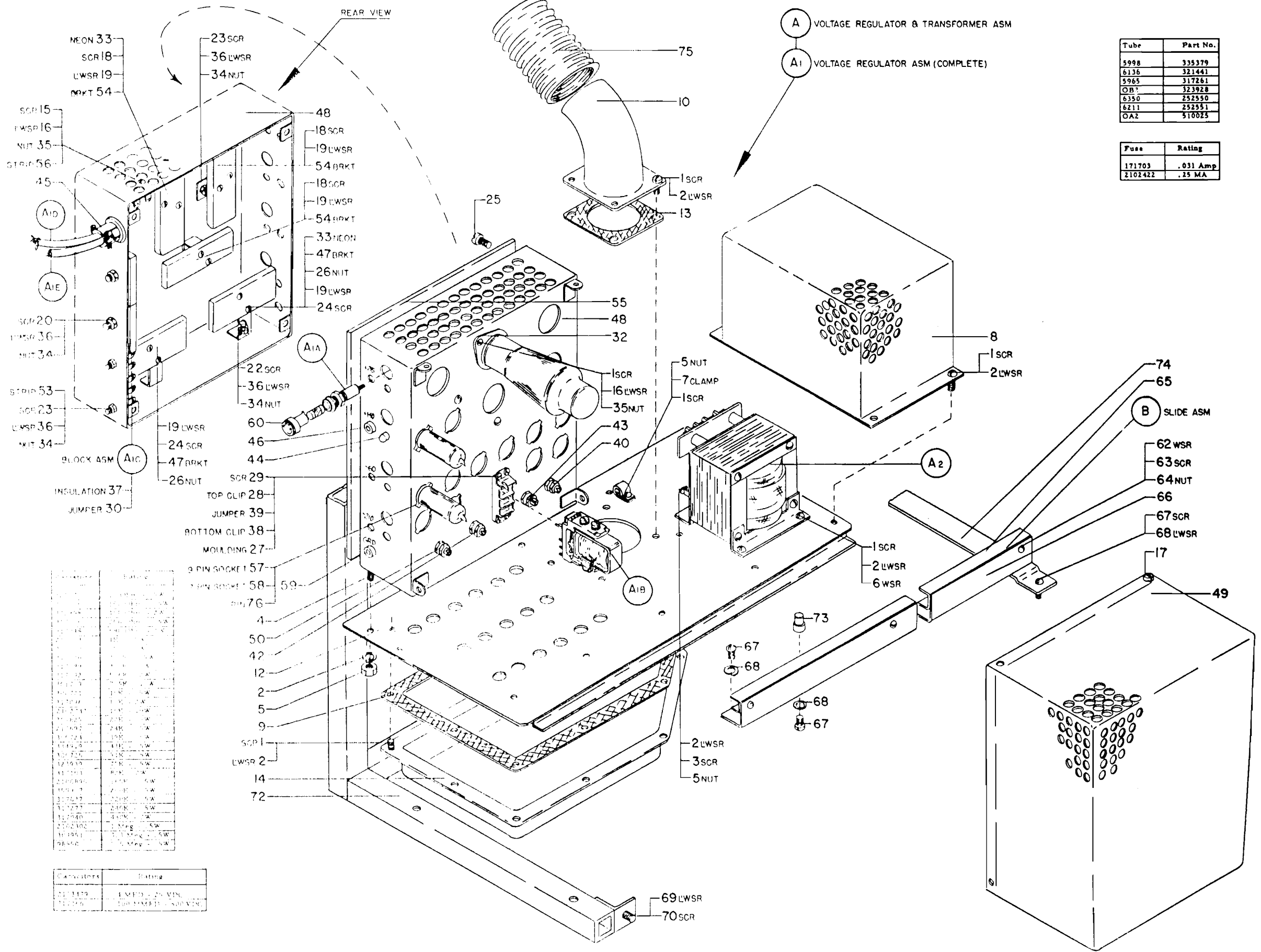
BLOWN FUSE INDICATOR & RELAY ASMS

REF. NO.	PART NO.	PART NAME	REF. NO.	PART NO.	PART NAME	REF. NO.	PART NO.	PART NAME
A	2103478	REGULATOR & TRANSFORMER ASM	28	159944	CLIP-RELAY MTG - TOP	58	317517	SOCKET - 7 PIN
1	1942	SCREW-MTG	29	198363	SCREW-RELAY MTG	59	2109037	RECEPTACLE-JACK BLACK
2	6364	LOCKWASHER-MTG	30	205329	JUMPER- NON-INSULATED	A1A	179946	HOLDER ASM-FUSE
3	38571	SCREW-TERMINAL	32	213507	SOCKET - 8 PIN	60	285302	CAP-FUSE HOLDER
4	250627	SCREW-MTG	33	253134	LAMP-NEON	A1B	196207	RELAY ASM- 4 PT DOUBLE PICK
5	257187	NUT-MTG	34	257186	NUT-MTG	A1C	302090	BLOCK ASM-TERMINAL
6	257986	WASHER-MTG	35	257187	NUT-MTG	A1D	2103378	CABLE ASM - AC-DC
7	515661	CLAMP-CABLE	36	257984	LOCKWASHER-MOUNTING	A1E	2103406	CABLE ASM- FILAMENT TO VR
8	2103472	COVER-TRANSFORMER	37	302131	INSULATOR-BLOCK	A2	2103471	TRANSFORMER ASM-FILAMENT
9	2103475	GASKET-MANIFOLD	38	308704	CLIP-RELAY MTG - BOTTOM	B	2100251	SLIDE ASM-REGULATOR SHELF
10	2103476	DUCT-AIR INLET	39	322231	JUMPER- 2-1/2 INCH	62	6364	WASHER-MTG
12	2103477	SHELF-VOLTAGE REGULATOR MTG	40	322235	POTENTIOMETER- 25K	63	38574	SCREW-MTG
13	2103481	GASKET-AIR INLET DUCT	42	322769	POTENTIOMETER- 100K	64	257187	NUT-MTG
14	2103482	MANIFOLD-AIR	43	335968	POTENTIOMETER- 50K	65	359867	SLIDE-REGULATOR SHELF
A1	2103376	REGULATOR ASM-VOLTAGE	44	358842	LAMP-NEON	66	359868	ANGLE-REGULATOR SHELF
15	3834	SCREW-MTG	45	2100264	CONNECTOR-CABLE	PARTS NOT INCLUDED WITH SUB-ASSEMBLIES		
16	6364	LOCKWASHER-MTG	46	2102577	RECEPTACLE-JACK RED	67	1942	SCREW-MTG
17	10170	SCREW-COVER MTG	47	2102575	BRACKET-BLOCK MTG	68	6364	LOCKWASHER-MTG
18	1856	SCREW-BLOCK MTG	48	2103279	CHASSIS-VOLTAGE REGULATOR	69	6935	LOCKWASHER-SUPPORT MTG
19	37066	LOCKWASHER-BLOCK MTG	49	2103323	COVER-TOP	70	180894	SCREW-SUPPORT MTG
20	38266	SCREW-BLOCK MTG	50	2103365	POTENTIOMETER- 250K	72	359804	SUPPORT-VOLTAGE REGULATOR
22	38433	SCREW-BRACKET MTG	53	2103428	STRIP-TERMINAL	73	2103330	STOP-BUMPER
23	38565	SCREW-MTG	54	2103437	BRACKET-BLOCK MTG	74	2103474	BRACKET-VOLTAGE REGULATOR REAR
24	52597	SCREW-BLOCK MTG	55	2103454	COVER-BOTTOM	75	2103490	DUCT-FLEX
25	67873	SCREW-COVER MTG	56	2103517	STRIP-TERMINAL	76	303644	PIN-TUBE SOCKET
26	113380	NUT-BLOCK MTG	57	317520	SOCKET - 9 PIN			
27	159941	MOULDING-RELAY 4 PT						



DATE: FEB. 4, 1958

FIG 350-14



Tube	Part No.
5998	335379
6136	321441
5965	317261
OR 1	323928
6350	252550
6211	252551
OA2	510023

Fuse	Rating
171703	.031 Amp
2102422	.25 MA

Part No.	Quantity	Description	Remarks
1	1
2	1
3	1
4	1
5	1
6	1
7	1
8	1
9	1
10	1
11	1
12	1
13	1
14	1
15	1
16	1
17	1
18	1
19	1
20	1
21	1
22	1
23	1
24	1
25	1
26	1
27	1
28	1
29	1
30	1
31	1
32	1
33	1
34	1
35	1
36	1
37	1
38	1
39	1
40	1
41	1
42	1
43	1
44	1
45	1
46	1
47	1
48	1
49	1
50	1
51	1
52	1
53	1
54	1
55	1
56	1
57	1
58	1
59	1
60	1
61	1
62	1
63	1
64	1
65	1
66	1
67	1
68	1
69	1
70	1
71	1
72	1
73	1
74	1
75	1

Capacitors	Rating
211319	1 MFD. 25 VDC
211320	100 MFD. 50 VDC

VOLTAGE REGULATOR ASM

REF. NO.	PART NO.	PART NAME
A	512001	CONNECTOR ASM- 160 POS
1	92	SCREW-BRACKET MTG
2	443	SCREW-BRACKET MTG
3	2650	SCREW-CLAMP MTG
4	9092	LOCKWASHER-BRACKET MTG
5	103196	ARM-LATCH
6	104754	SHAFT-LATCH ARM
7	139766	CLIP-RETAINING SPRING
8	145059	SPRING-LATCH ARM
9	165799	CLAMP-PANEL MTG
10	171063	BRACKET-TOP MTG
12	171135	BRACKET-LOWER MTG
13	179151	SHAFT-SUPPORT
14	179942	FRAME-PANEL
15	180831	BRACKET-STOP

REF. NO.	PART NO.	PART NAME
A1	238607	PANEL ASM
16	180083	CONTACT-PANEL
17	252786	GUARD-CONTACT
A2	512002	GUIDE ASM-CONNECTOR
B	2100959	CABLE ASM-SHOE CONNECTOR "E"
18	3500	SCREW-CASE MTG
19	10295	SCREW-CLAMP MTG
20	118615	SCREW-HANDLE MTG
22	142046	CLAMP-CABLE MTG
23	142047	CLAMP-CABLE MTG
24	159297	HANDLE-CASE
25	165814	CASE-CONNECTOR
26	214058	BUSHING-CABLE
B1	238619	PANEL ASM-FRAME
28	1858	SCREW-STRIP MTG

*NOT RECOMMENDED FOR NORMAL FIELD REPLACEMENT
CHECK NEXT LARGER ASSEMBLY

REF. NO.	PART NO.	PART NAME
29	138153	STRIP-LATCHING
30	138155	STRIP-RETAINING
32	165813	FRAME-PANEL
33	190574	GUARD-CONTACT
B1A	238606	PANEL ASM-CONNECTOR
34	145729	CONTACT-PANEL
35	252786	GUARD-CONTACT PANEL
*B2	301307	CABLE ASM-CONNECTOR
PARTS NOT INCLUDED WITH SUB-ASSEMBLIES		
36	845	SCREW-CONNECTOR MTG
37	105792	PIN-PLATE MTG
38	173085	PLATE-NAME
39	257189	NUT-CONNECTOR MTG
40	1090873	LOCKWASHER-CONNECTOR MTG



DATE: FEB. 4, 1958

INTER MACHINE CONNECTOR ASMS

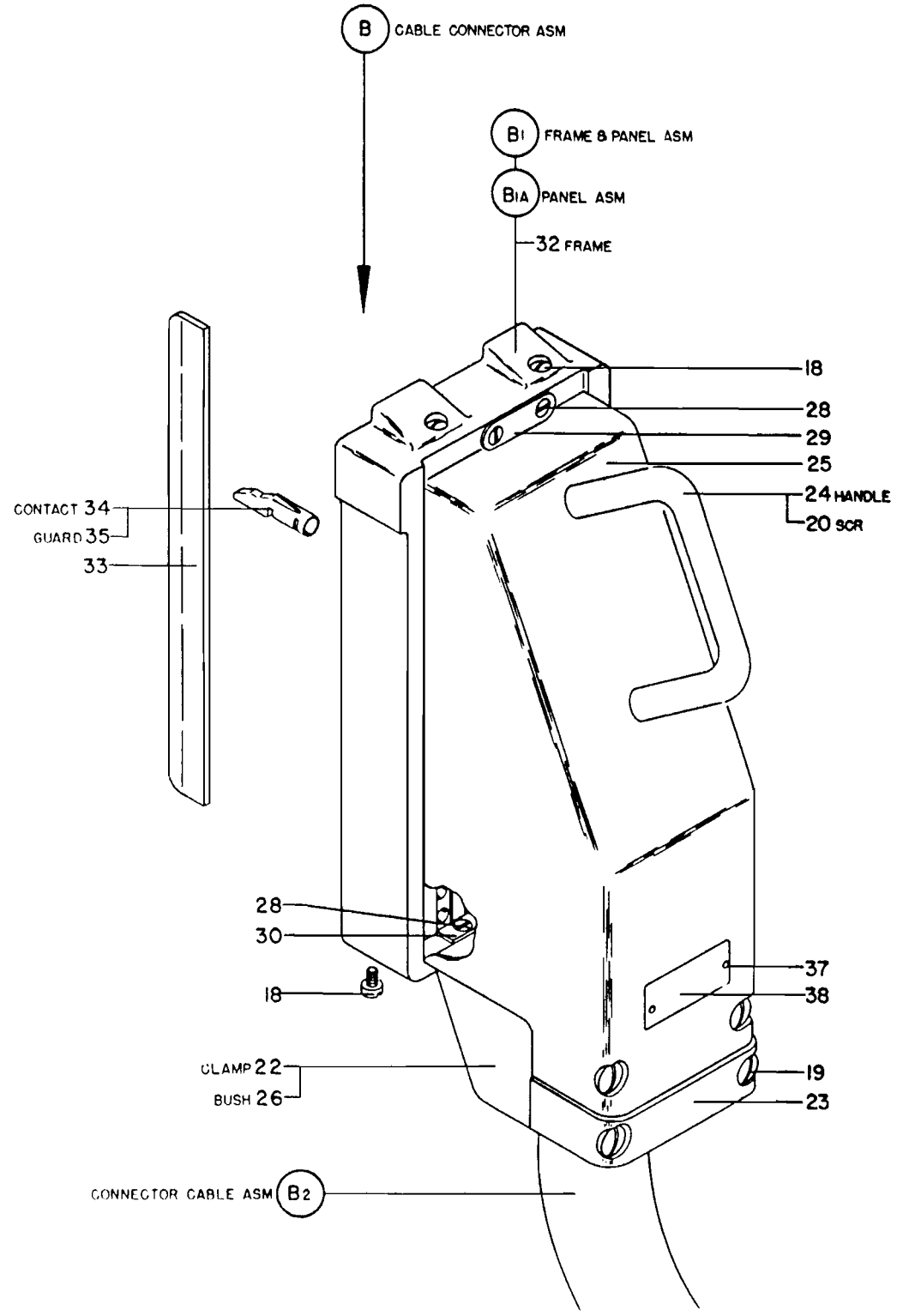
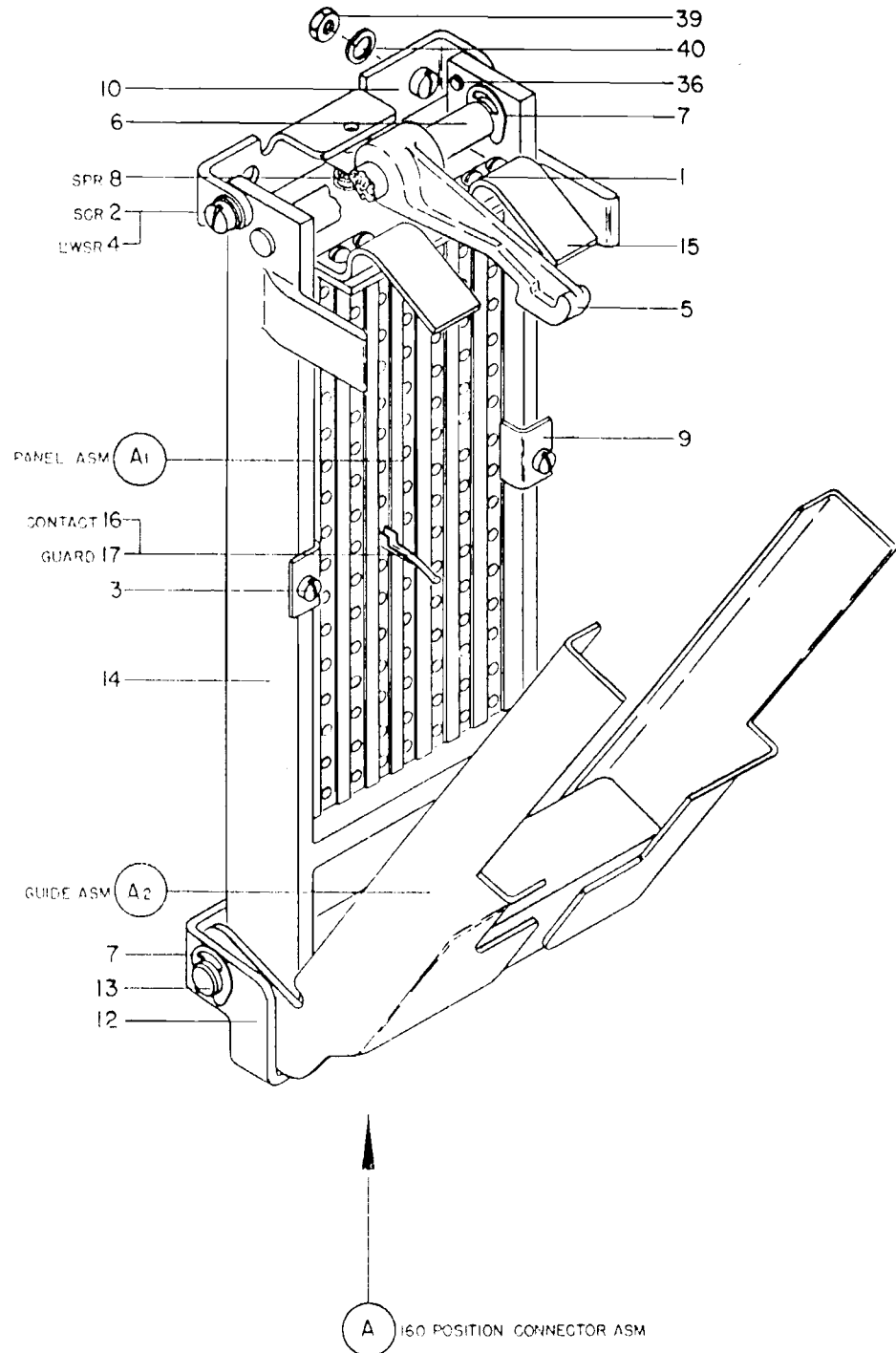


FIG 350-15

REF. NO.	PART NO.	PART NAME
A	2101858	PLATE ASM-RIGHT FRONT
B	2101869	PLATE ASM-END
C	2101875	PLATE ASM-L. FRONT - R. REAR
D	2101878	PLATE ASM-L. REAR

REF. NO.	PART NO.	PART NAME
1	2100310	GROMMET-OIL GAGE
E	2101881	PLATE ASM-FLOATING FLOOR
PARTS NOT INCLUDED WITH SUB-ASSEMBLIES		
2	9092	LOCKWASHER-FLOOR MTG

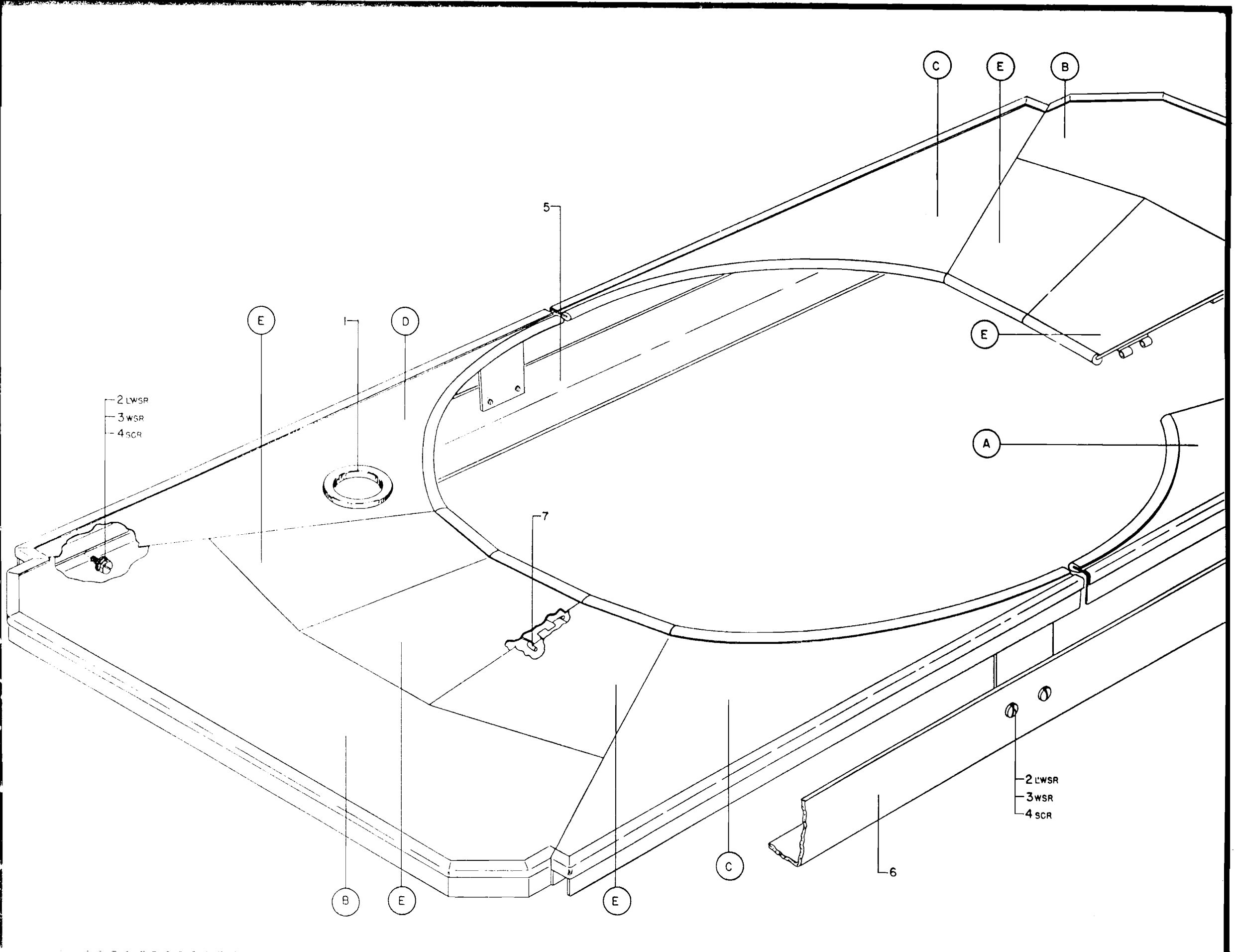
REF. NO.	PART NO.	PART NAME
3	45690	WASHER-FLOOR MTG
4	120211	SCREW-FLOOR MTG
5	358798	ANGLE-ARRAY MTG REAR
6	358799	ANGLE-ARRAY MTG FRONT
7	2101882	PIN-FLOOR MOUNTING PULL

FIGURE 350-16



DATE: FEB. 4, 1958

FIG 350-16



FLOATING FLOOR ASM

REF. NO.	PART NO.	PART NAME	REF. NO.	PART NO.	PART NAME	REF. NO.	PART NO.	PART NAME
A	2108048	BOX ASM-CE TEST	*20	2101062	BOX-CE TEST	30	2103055	SWITCH-MOMENTARY N/C
1	455	SCREW-HANDLE MTG	22	2101079	BACK-CE TEST BOX	31	179743	NUT-SWITCH MTG
2	1942	SCREW-SOCKET MTG	A1	159941	MOULDING ASM-RELAY 4 PT	32	2103057	BRACKET-RIGHT HAND GROUND
3	6364	LOCKWASHER-MTG	A2	159943	MOULDING ASM-RELAY 12 PT	33	2103058	BRACKET-LEFT HAND GROUND
4	38352	SCREW-MTG	A3	196186	RELAY ASM-STD PICK-12 PT	34	2103060	SWITCH-TOGGLE
5	159944	CLIP-RELAY TOP 4 PT	A4	196206	RELAY ASM-STD PICK-4 PT	A11	2103053	CABLE ASM-MAIN CONTROL
7	159946	CLIP-RELAY TOP 12 PT	A5	196207	RELAY ASM-DOUBLE PICK-4 PT	35	2102055	PLUG-CABLE
8	198363	SCREW-CLIP MTG	A6	196208	RELAY ASM-PICK & HRH-4 PT	36	2102058	RECEPTACLE-CABLE
9	205331	JUMPER- 1/8 BRASS	A7	2100692	BLOCK ASM-TERMINAL #1	A12	2103082	CHASSIS ASM-TUBE
10	252550	TUBE- 6350 ELECTRONIC	A8	2103084	BLOCK ASM-TERMINAL #2	37	3834	SCREW-SOCKET MTG
12	257187	NUT-MTG	A9	2100690	PANEL ASM-CONTROL	38	6364	LOCKWASHER-SOCKET MTG
13	284424	CLIP-RELAY BOTTOM 12 PT	23	358844	SWITCH-MOMENTARY	39	63350	LUG-GROUND
14	322550	SCREW-MTG	24	441549	NUT-COVER MTG	40	213507	SOCKET - 8 PIN
15	359546	NUT-LOCK	25	2101061	PANEL-CE TEST BOX	42	257187	NUT-SOCKET MTG
16	359606	HANDLE-CE BOX	26	2101076	PLATE-CE TEST BOX	43	2100908	PLATE-TUBE CHASSIS
18	1090873	LOCKWASHER-HANDLE MTG	27	2101275	LAMP-NEON	44	317520	SOCKET - 9 PIN
19	2100859	RELAY-MERCURY WETTED	28	2101277	BRACKET-CLOSING	45	2102363	RESISTOR - 250 OHM-10W
			29	2102577	PLUG-JACK			

*NOT RECOMMENDED FOR NORMAL FIELD REPLACEMENT
CHECK NEXT LARGER ASSEMBLY



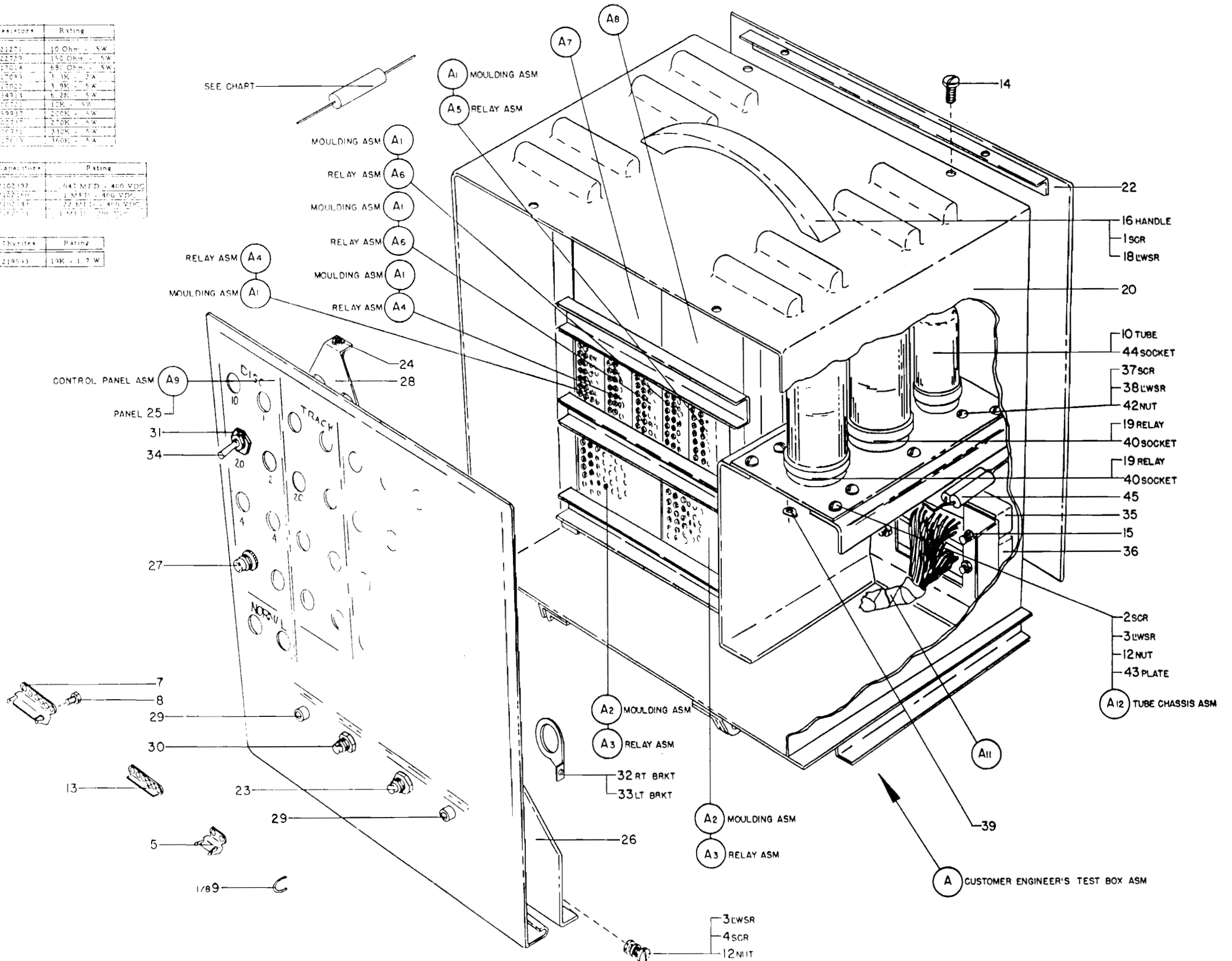
DATE: FEB. 4, 1958

Resistor	Rating
322271	10 Ohm - 5W
322272	150 Ohm - 5W
327014	680 Ohm - 5W
327049	1.1K - 5W
327020	1.9K - 5W
324914	6.2K - 5W
327221	12K - 5W
329919	200K - 5W
322271	2.0K - 5W
327271	110K - 5W
327271	170K - 5W

Capacitor	Rating
2102192	.047 MFD - 400 VDC
2102197	1 MFD - 400 VDC
2102147	22 MFD - 400 VDC
2102151	1 MFD - 200 VDC

Thyratron	Rating
219543	19K - 1.7 W

FIG 350-17



CE TEST BOX ASM

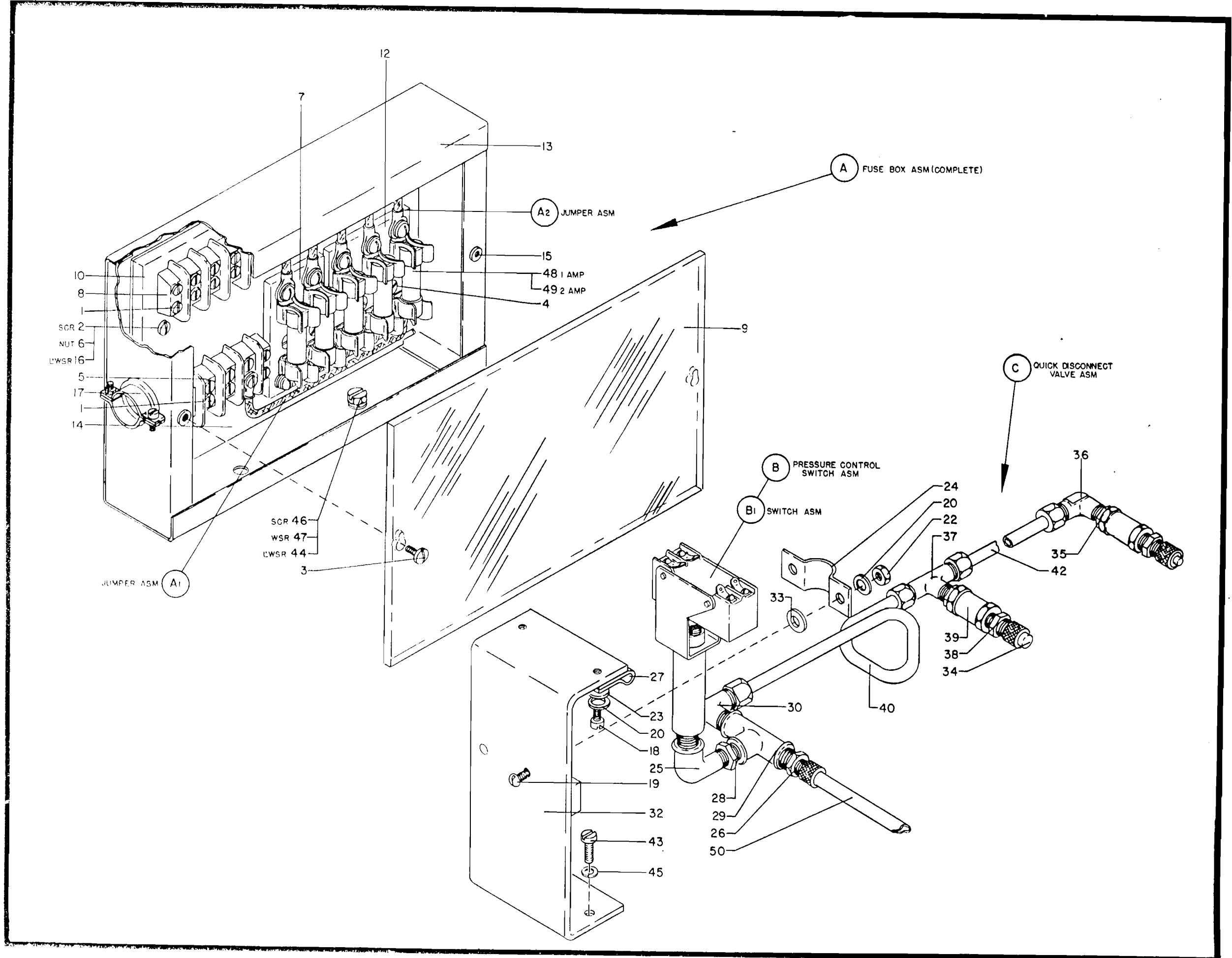
REF. NO.	PART NO.	PART NAME
A	359994	BOX ASM-FUSE
1	1928	SCREW-TERMINAL BLOCK MTG
2	5528	SCREW-PLATE MTG
3	38235	SCREW-COVER MTG
4	38443	SCREW-BLOCK MTG
5	212482	BLOCK-TERMINAL
6	257189	NUT-PLATE MTG
7	322035	BLOCK- 2 POLE FUSE
8	323842	BLOCK-TERMINAL
9	359647	COVER-FUSE BOX
10	359657	PLATE-INSULATING
12	359776	BLOCK- 3 POLE FUSE
*13	359921	BOX-FUSE
14	359969	PLATE-BACKING
15	359545	INSERT-SCREW
16	1090873	LOCKWASHER-BLOCK MTG
17	2100264	CONNECTOR-CABLE
A1	227349	JUMPER ASM-WIRE

REF. NO.	PART NO.	PART NAME
A2	2103002	JUMPER ASM-WIRE
B	359655	SWITCH ASM-PRESSURE CTRL
18	273	SCREW-CLAMP MTG
19	504	SCREW-CLAMP MTG
20	9092	LOCKWASHER-CLAMP MTG
22	11598	NUT-CLAMP MTG
23	45690	WASHER-CLAMP MTG
24	315838	CLAMP-CONTROL MTG
25	356116	ELBOW-PIPE
26	357432	FITTING-HOSE
27	357433	CLIP-CABLE
28	357463	BUSHING-PIPE
29	358747	TEE-PIPE
30	356116	ELBOW-PIPE
32	359995	BRACKET-PRESSURE CONTROL
33	2101903	SPACER-CLAMP RUBBER
B1	359654	SWITCH ASM-CONTROL

*NOT RECOMMENDED FOR NORMAL FIELD REPLACEMENT
CHECK NEXT LARGER ASSEMBLY

REF. NO.	PART NO.	PART NAME
C	359797	VALVE ASM-QUICK DISCONNECT
34	356035	CAP-PLASTIC
35	357463	BUSHING-PIPE
36	356116	ELBOW-PIPE
37	2100323	TEE-PIPE
38	359794	VALVE-DISCONNECT
39	359795	COUPLING-PIPE
40	2105014	TUBING-PLASTIC (BULK)
42	2105014	TUBING-PLASTIC (BULK)
PARTS NOT INCLUDED WITH SUB-ASSEMBLIES		
43	7327	SCREW-SWITCH MTG
44	6935	LOCKWASHER-FUSE BOX MTG
45	9092	LOCKWASHER-SWITCH MTG
46	38686	SCREW-FUSE BOX MTG
47	120571	WASHER-FUSE BOX MTG
48	322891	FUSE-MIC 1 AMP
49	322892	FUSE-MIC 2 AMP
50	2105014	TUBING-PLASTIC (BULK)

FIG 350-18



FUSE BOX & PRESSURE CONTROL SWITCH ASMS

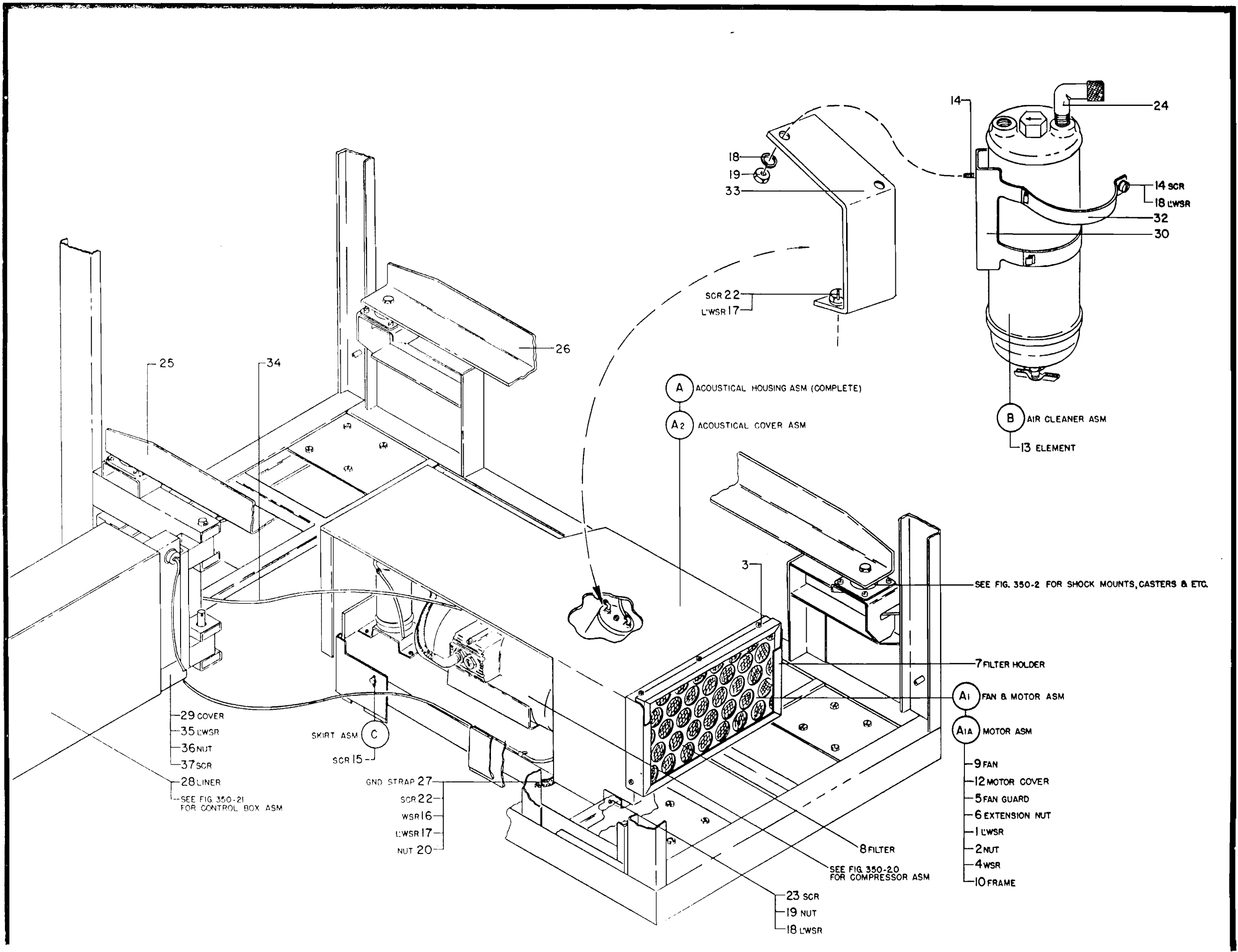
REF. NO.	PART NO.	PART NAME	REF. NO.	PART NO.	PART NAME	REF. NO.	PART NO.	PART NAME
A	2103363	FAN ASM-ACOUSTICAL HOUSING	A2	2103364	COVER ASM-ACOUSTICAL	23	120211	SCREW-MTG
1	9092	LOCKWASHER-FAN MTG	B	2103399	CLEANER ASM-AIR	24	356116	ELBOW-PIPE
2	11598	NUT-FAN MTG	13	2111273	ELEMENT-FILTER	25	358798	ANGLE-REAR ARRAY MTG
3	28413	SCREW-HOLDER MTG	C	2103322	SKIRT ASM-ACOUSTICAL	26	358799	ANGLE-FRONT ARRAY MTG
4	45690	WASHER-FAN MTG	PARTS NOT INCLUDED WITH SUB-ASSEMBLIES			27	2101841	STRAP-GROUND
5	2103224	GUARD-FAN	14	232	SCREW-BRACKET MTG	28	2103282	LINER-ACOUSTICAL
6	2103492	NUT-EXTENSION	15	782	SCREW-SKIRT MTG	29	2103294	COVER-ACOUSTICAL
7	2103635	HOLDER-FILTER	16	3550	WASHER-GROUND STRAP MTG	30	2103393	BRACKET-AIR CLEANER MTG
8	2103637	FILTER-AIR	17	6935	LOCKWASHER-GROUND STRAP MTG	32	2103398	CLAMP-AIR CLEANER MTG
A1	2103217	FAN & MOTOR ASM	18	9092	LOCKWASHER-BRACKET MTG	33	2103674	SUPPORT-AIR CLEANER MTG
9	2104027	FAN-ACOUSTICAL HOUSING	19	11598	NUT-MTG	34	2105014	TUBING (BULK)
*10	2104028	FRAME-MOTOR MTG	20	36109	NUT-GROUND STRAP MTG	35	9092	LOCKWASHER-COVER MTG
12	2104031	COVER-FAN MOTOR	22	36844	SCREW-MTG	36	11598	NUT-COVER MTG
A1A	2104026	MOTOR ASM-FAN				37	120211	SCREW-COVER MTG

*NOT RECOMMENDED FOR NORMAL FIELD REPLACEMENT
CHECK NEXT LARGER ASSEMBLY



DATE: FEB. 4, 1958

FIG 350-19



AIR CLEANER & COMPRESSOR BOX ASMS

REF. NO.	PART NO.	PART NAME	REF. NO.	PART NO.	PART NAME	REF. NO.	PART NO.	PART NAME
A	358009	COMPRESSOR ASM-AIR	41	2100841	STRAP-GROUND	76	2103043	GASKET-BOWL
1	443	SCREW-COIL MTG	*42	359993	FRAME-COMPRESSOR	77	2102044	WASHER-METAL
2	443	SCREW-MOUNTING	43	1090873	LOCKWASHER-SHOCK MTG	78	2102045	SPACER-FILTER
3	443	SCREW-CLAMP MTG	44	2100230	SLEEVE-COMPRESSION	79	2102046	BAFFLE
4	782	SCREW-SKIRT MTG	45	2100235	NUT-COMPRESSION	80	2102047	NUT-BAFFLE MTG
5	3550	WASHER-MOUNTING	46	2100243	MOUNT-COMPRESSOR SHOCK	A4	2100219	COIL ASM-COOLING
6	6935	LOCKWASHER-MTG	47	2100244	MOUNT-COMPRESSOR SHOCK	82	641	SCREW-MOUNTING
7	9092	LOCKWASHER-MTG	48	2100254	WASHER-SNUBBING	83	257189	NUT-MOUNTING
8	11598	NUT-MOUNTING	49	2100332	VALVE-RELIEF	84	359525	BRACKET-COIL MTG
9	36109	NUT-MOUNTING	50	2100840	STRAP-GROUND	85	359528	BRACKET-COIL MTG
10	36112	SCREW-COMPRESSOR MTG	51	2102095	COUPLING-HOSE	*86	359548	COIL-COOLING
12	36844	SCREW-MOUNTING	52	2103168	PLATE-FILTER MTG	87	1090873	LOCKWASHER-MTG
13	38368	SCREW-SHOCK MOUNTING	53	2103169	PLATE-FILTER MTG	A5	2100262	LATCH ASM-RIGHT HAND
14	38686	SCREW-MOUNTING	54	2103202	VALVE-SAFETY	A5	2100263	LATCH ASM-LEFT HAND
15	45690	WASHER-SKIRT MTG	55	2103362	ELBOW-PIPE	88	6935	LOCKWASHER-STUD MTG
16	45690	WASHER-BRACKET MTG	56	2103374	ORIFICE-METERING	89	36109	NUT-STUD MOUNTING
17	125930	NUT-BRACKET MTG	57	2103375	VALVE-BLOW DOWN	90	237455	CHANNEL-RUBBER (BULK)
18	257189	NUT-SHOCK MOUNTING	58	2103403	FITTING-CROSS	92	359510	BRACKET-LATCH- R. H.
19	334278	CLAMP-CABLE	59	2103544	TUBE-WATER DRAIN	93	359513	BRACKET-LATCH- L. H.
20	356116	ELBOW-PIPE	60	2103687	CONNECTOR-COMPRESSION	94	359520	LATCH- R. H.
22	357463	BUSHING-PIPE	61	2105014	TUBING-PLASTIC (BULK)	95	359521	LATCH- L. H.
23	358747	TEE-PIPE	62	2105107	HOSE-FLEXIBLE - 24"	96	359526	STUD-SPRING
24	359527	CLAMP-TUBE	A1	359574	COMPRESSOR ASM-AIR	97	359799	STUD-LATCH MTG
25	359529	BRACKET-TUBE	63	2103745	PLUG-CABLE	98	2100214	SPRING-LATCH
26	359532	BRACKET-CASTER MTG	64	2102249	VALVE-INTAKE	99	2102150	WASHER-STUD MTG
27	359589	GAGE-PRESSURE	65	2102250	VALVE-EXHAUST	A6	2103322	SKIRT ASM-ACOUSTICAL
28	359591	CASTER-COMPRESSOR	A2	359587	STRAINER ASM-AIR	A7	2100840	MUFFLER ASM-EXHAUST
29	359681	DRAIN-AUTOMATIC WATER	66	359247	BAFFLE-RETAINING	100	357062	RING-RETAINING
30	359685	WASHER-RUBBER MTG	67	359248	RING-RETAINING	102	357063	SCREEN-FELT RETAINING
32	359694	ELBOW-CONNECTION	68	359249	COVER-FELT	103	357064	PAD-FELT
33	359697	NIPPLE-ELBOW	69	359250	STRAINER-FELT	*104	357065	BODY-MUFFLER
34	359698	TEE-PIPE	70	2101735	RING-RUBBER	PARTS NOT INCLUDED WITH SUB-ASSEMBLIES		
35	359699	ADAPTER-STRAINER	A2A	2103176	PAD ASM-FELT	105	3550	WASHER-STRAP MOUNTING
36	359710	COUPLING-HOSE	A3	359679	FILTER ASM-AIR	106	6935	LOCKWASHER-STRAP MTG
37	359713	UNION-HOSE	72	2102039	BOWL-PLASTIC FILTER	107	36109	NUT-STRAP MOUNTING
38	359717	TUBE-COIL CONNECTING	73	2102040	STUD	108	36844	SCREW-STRAP MOUNTING
39	359722	COUPLING-HOSE	74	2102041	FILTER	109	358748	PLUG-DRAIN
40	359729	NIPPLE-CONNECTING	75	2102042	NUT-MOUNTING			

TO REPAIR COMPRESSOR ASM 359574, ORDER B/M 2105420 FOR COMPLETE OVERHAUL, OR INDIVIDUAL PARTS		
QTY	PART NO.	PART NAME
1	359250	INTAKE FELT
2	2102249	VALVE-INTAKE
2	2102250	VALVE-EXHAUST
2	2111300	GASKET-EXHAUST PASSAGE
1	2111301	SPRING-CHECK VALVE
2	2111303	SPRING-PISTON RING
4	2111304	RING-PISTON
2	2111305	GASKET-EXHAUST PORT
1	2111306	"O" RING-CHECK VALVE
1	2111309	VALVE-UNLOADING
1	2111310	GASKET-CHECK VALVE
OTHER REPLACEABLE COMPONENTS OF 359574		
1	2111229	SWITCH-CENTRIFUGAL
1	2111302	ARM-UNLOADING
1	2111307	VALVE-SAFETY
1	2111308	FAN

*NOT RECOMMENDED FOR NORMAL FIELD REPLACEMENT
CHECK NEXT LARGER ASSEMBLY

PRINTED
IN
U.S.A.

DATE: FEB 4, 1958

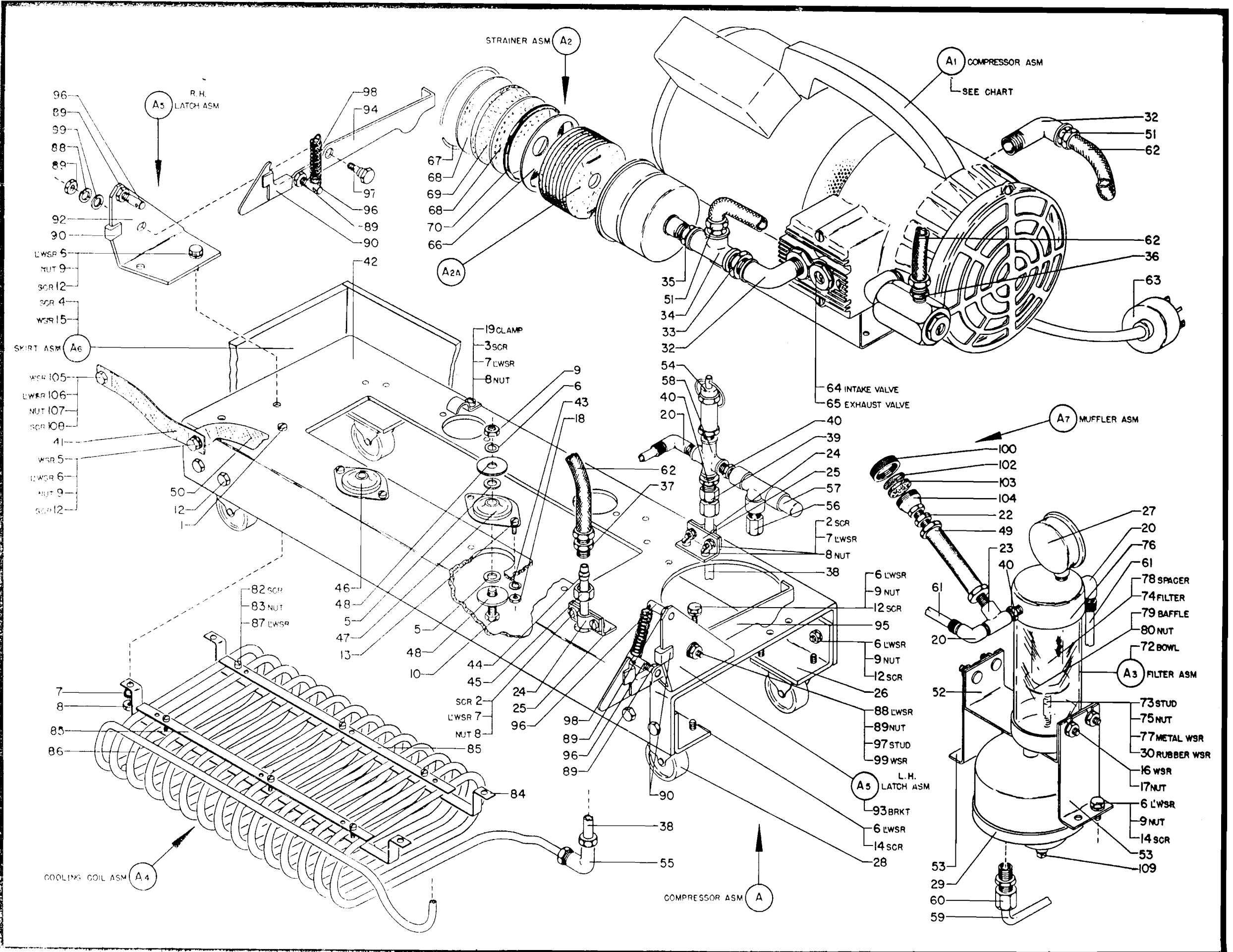


FIG 350-20

COMPRESSOR ASM

PAGE 42

REF. NO.	PART NO.	PART NAME	REF. NO.	PART NO.	PART NAME	REF. NO.	PART NO.	PART NAME
A	2100372	BOX ASM-STARTER	12	257189	NUT-CONTACTOR MTG	20	2102272	SWITCH-TIMER
1	337	SCREW-TIMER MTG	13	257986	WASHER-MOUNTING	A2A	2102271	MOTOR ASM-TIMER (220V-1RPM)
2	641	SCREW-MOUNTING	14	2100264	CONNECTOR-CABLE	A3	2102280	SWITCH-OVERLOAD
3	2031	SCREW-MOUNTING	15	2102279	RECEPTACLE-OUTLET	A4	2104000	CONTACT ASM- OUTER
4	2179	SCREW-RECEPTACLE MTG	16	2102281	PLATE-NAME	A5	357859	BLOCK ASM-TERMINAL
5	5528	SCREW-CONTACT MTG	17	2102282	PLATE-NAME	A6	2102276	COIL ASM-CONTACT
6	6364	LOCKWASHER-MTG	18	2104001	COIL-HEATER	A7	2102286	CONTACT ASM -INNER
8	55901	LOCKWASHER-TIMER MTG	19	2109334	COIL-HEATER	A8	359124	SWITCH ASM
9	67873	SCREW-PLATE MTG	A1	111734	BLOCK ASM-FUSE	A9	359125	SWITCH ASM
10	190526	FUSE-FRN- 15	A2	2102277	TIMER ASM	A10	359126	RELAY ASM-VOLTAGE REG
						A11		ACTUATING MECHANISM (ORDER BY DESCRIPTION)

FIGURE 350-21


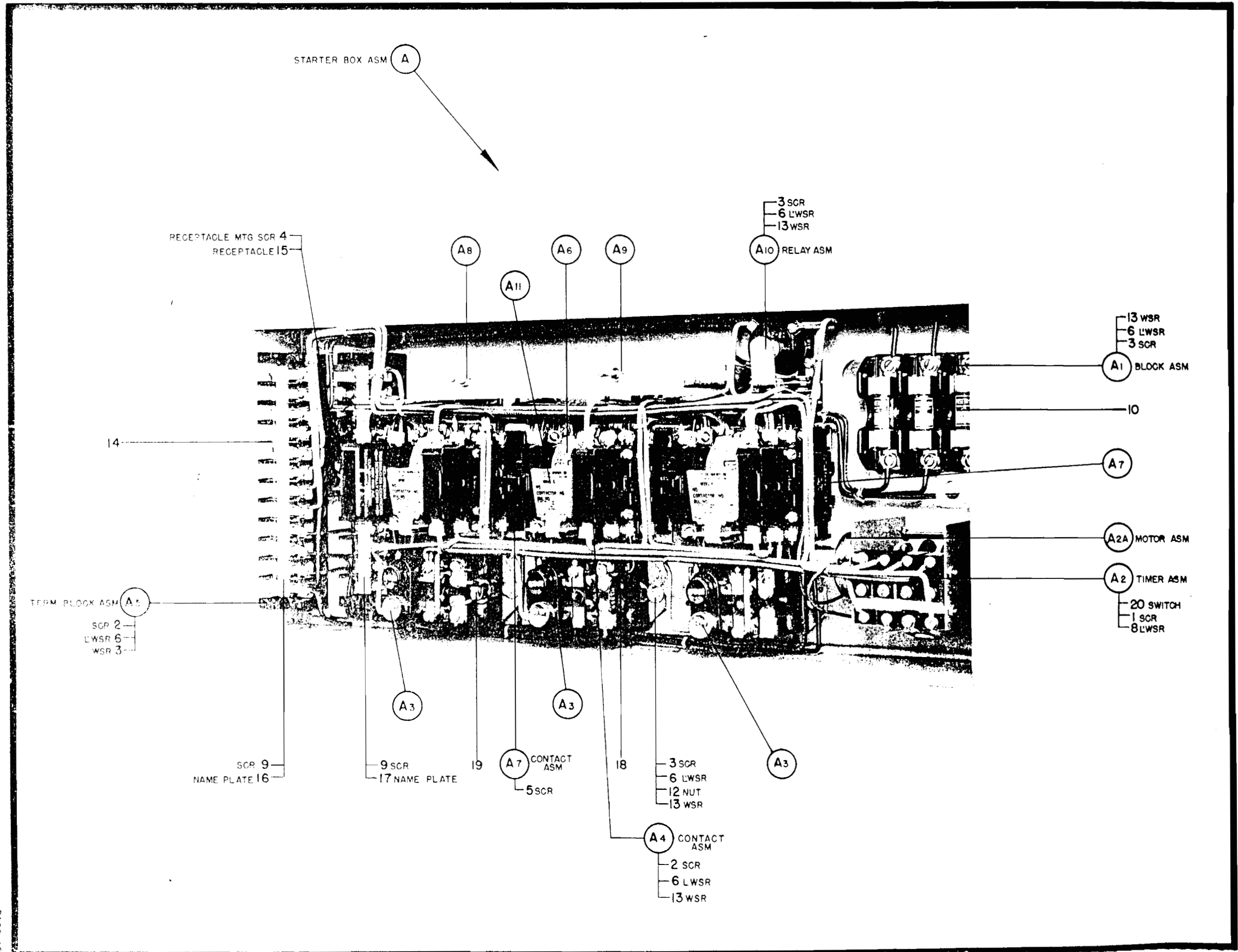


FIG 350-21



STARTER BOX ASM